

City of Fitchburg
Treasurer's Report of Cash and Investments
December 2025

Account Type	Interest Rate	Maturity Date			
PARK BANK					
Business Int Checking	0.00%	NA		\$	-
Sweep Account	3.47%	NA	ICS*	\$	4,764,439.90
Business Money Market	4.09%	NA		\$	250,000.00
ICS account for MM	3.74%	NA	ICS*	\$	13,291,898.25
Tax Collection Account	0.00%	NA		\$	-
ICS account for tax	3.19%	NA	ICS*	\$	39,728,424.04
TOTAL:				\$	58,034,762.19

*ICS - a type of account through Park Bank that allows for liquidity, full FDIC coverage, and pays a slightly higher interest than LGIP.

LOCAL GOVERNMENT INVESTMENT POOL					
LGIP #1	3.82%	NA		\$	75,668,139.52
TOTAL:				\$	75,668,139.52

LAKE RIDGE BANK					
Certificate of Deposit (CD)	3.60%	11/10/2026		\$	243,458.98
TOTAL:				\$	243,458.98

CAPITOL BANK					
Certificate of Deposit (CD)	3.75%	2/12/2026		\$	242,755.68
TOTAL:				\$	242,755.68

OAK BANK					
Money Market Savings	4.16%			\$	250,000.00
Sweep Account	2.27%			\$	2,391.75
Certificate of Deposit (CD)	3.99%	5/17/2026		\$	235,000.00
TOTAL:				\$	487,391.75

ONE COMMUNITY BANK					
Certificate of Deposit (CD)	4.74%	11/23/2025		\$	235,000.00
TOTAL:				\$	235,000.00

TOWN BANK					
Certificate of Deposit (CD)	4.25%	6/30/2026		\$	239,956.17
TOTAL:				\$	239,956.17

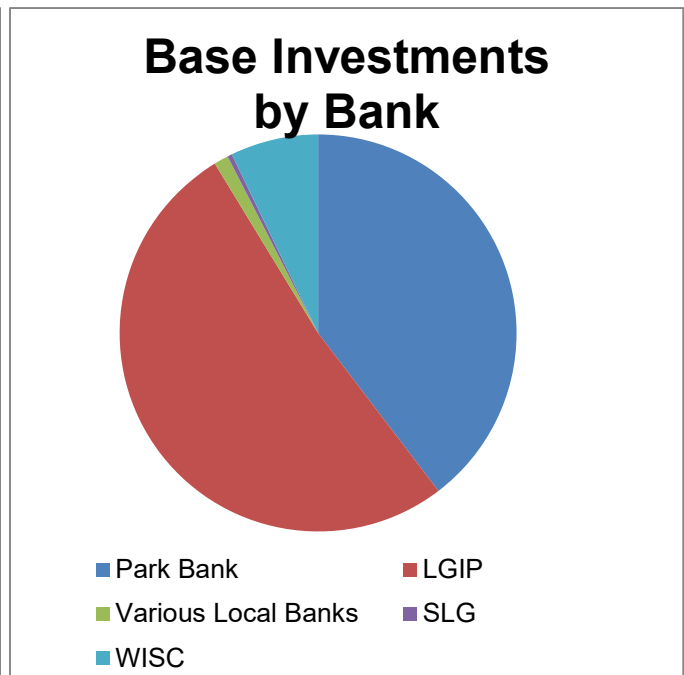
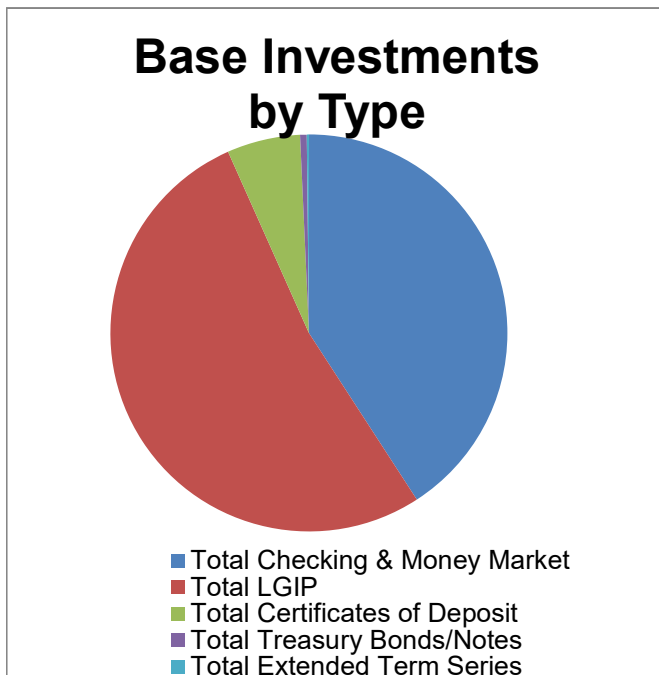
WISCONSIN BANK AND TRUST					
Certificate of Deposit (CD)	3.38%	3/3/2026		\$	242,677.37
TOTAL:				\$	242,677.37

SLG Securities					
SLG Securities	3.80%	NA		\$	561,371.37
TOTAL:				\$	561,371.37

City of Fitchburg
 Treasurer's Report of Cash and Investments
 December 2025

Account Type	Interest Rate	Maturity Date	
WISCONSIN INVESTMENT SERIES COOPERATIVE (WISC)			
WISC Cash Management Series	4.06%	NA	\$ 48,232.79
WISC Investment Series	4.23%	NA	\$ 335.58
WISC Extended Term Duration Series	various	NA	\$ 262,800.00
WISC CDs	various	see report	\$ 7,183,888.98
WISC Treasury Bonds/Notes	various	see report	\$ 749,247.27
Bond Proceeds	various		\$ 2,095,113.94
ARPA Funding	various		\$ 158,892.60
unrealized gain (loss) or accrued interest			
		TOTAL:	\$ 10,498,511.16
			Total City Investments \$ 146,454,024.19
			Less: Bond Proceeds \$ (2,095,113.94)
			Less: ARPA Proceeds \$ (158,892.60)
			Total Base Investments \$ 144,200,017.65

Base Investments			
Total Checking & Money Market	40.84%	\$	58,897,093.68
Total LGIP	52.47%	\$	75,668,139.52
Total Certificates of Deposit	5.98%	\$	8,622,737.18
Total Treasury Bonds/Notes	0.52%	\$	749,247.27
Total Extended Term Series	0.18%	\$	262,800.00
	100.00%	\$	144,200,017.65



**City of Fitchburg
Balances Per Accounting Records
December 2025**

FUND		CASH &		
		CHECKING	INVESTMENTS	INVESTMENTS
100	General Fund	\$ (75,008,866.45)	\$ 96,701,441.89	\$ 21,692,575.44
200	Donation Fund	\$ 233,832.22	\$ -	\$ 233,832.22
202	Park Fees pre Act 243	\$ 893,277.87	\$ -	\$ 893,277.87
203	Park Fees post Act 243	\$ 3,459,594.65	\$ -	\$ 3,459,594.65
213	Refuse & Recycling	\$ 740,298.71	\$ -	\$ 740,298.71
222	Police Drug Enforcement	\$ 49,096.70	\$ -	\$ 49,096.70
224	Community Wellbeing Fund	\$ 42,362.37	\$ -	\$ 42,362.37
225	CEDA	\$ 524,972.63	\$ 534,440.79	\$ 1,059,413.42
226	Affordable Housing Fund	\$ 10,092,885.25	\$ -	\$ 10,092,885.25
227	Cemetery	\$ 196,517.73	\$ -	\$ 196,517.73
229	Federal ARPA Funding	\$ (515.44)	\$ 158,892.60	\$ 158,377.16
230	TID Closure Excess Increment	\$ 5,926,479.97	\$ -	\$ 5,926,479.97
231	Transit	\$ 856,090.68	\$ -	\$ 856,090.68 (b)
232	Vehicle Registration Fees	\$ 455,053.07	\$ -	\$ 455,053.07
250	Library	\$ 879,552.04	\$ -	\$ 879,552.04
300	Debt Service	\$ 712,151.08	\$ -	\$ 712,151.08
300	Debt Service - Debt Proceeds	\$ -	\$ -	\$ -
400	Capital Projects - General	\$ 26,210,859.27	\$ 1,685,519.44	\$ 27,896,378.71 (g)
400	Capital Projects - Fire Impact Fees	\$ -	\$ 239,044.46	\$ 239,044.46 (a)
400	Capital Projects - Unspent Donations	\$ -	\$ 5,403.20	\$ 5,403.20
400	Capital Projects - Debt Proceeds	\$ -	\$ 2,656,485.31	\$ 2,656,485.31 (e)
404	TID 4 - FTC, Agora, FTC II/Uptown	\$ 147,593.00	\$ -	\$ 147,593.00
409	TID 9 - Sub Zero	\$ 6,782,257.77	\$ -	\$ 6,782,257.77 (e)
410	TID 10 - North Fish Hatchery	\$ 536,429.65	\$ -	\$ 536,429.65 (e)
411	TID 11 - Clean-Fill Site	\$ 15,254.52	\$ -	\$ 15,254.52 (b)
412	TID 12 - Promega	\$ 2,987,180.26	\$ -	\$ 2,987,180.26
413	TID 13 - Uptown	\$ 200,310.58	\$ -	\$ 200,310.58 (b)
414	TID 14 - Hartung Properties	\$ 130,010.30	\$ -	\$ 130,010.30 (b)
415	TID 15 - Former Town TID #2	\$ -	\$ -	\$ - (b)
416	TID 16 - Southdale - FINAL - Project Plan	\$ 90.55	\$ -	\$ 90.55 (b)
417	TID 17 - Anton Drive/Arrowhead - Final Plan	\$ 26,851.46	\$ -	\$ 26,851.46 (b)
418	TID 18 - Fitchburg Commerce & Industrial Park	\$ 19,769.79	\$ -	\$ 19,769.79 (b)
602	Water Utility	\$ 5,898,067.20	\$ -	\$ 5,898,067.20
602	Water - Water Impact Fees	\$ 4,003,549.00	\$ -	\$ 4,003,549.00
603	Sewer Utility	\$ 4,617,484.35	\$ -	\$ 4,617,484.35
604	Stormwater Utility (SUD)	\$ 773,947.49	\$ -	\$ 773,947.49
700	Technology Fund	\$ 1,169,018.58	\$ -	\$ 1,169,018.58
710	Risk Management/Insurance	\$ 657,607.77	\$ -	\$ 657,607.77 (d)
800	Tax Collection Agency Fund	\$ -	\$ 39,708,420.04	\$ 39,708,420.04
		\$ 4,229,064.62	\$ 141,689,647.73	\$ 145,918,712.35
	Deposit in Transit ()	\$ (27,674.06)		\$ (27,674.06)
	Other adjustments	\$ (514.16)	\$ (63.44)	\$ (577.60)
	Outstanding Checks	\$ 563,563.50	\$ -	\$ 563,563.50
		\$ 4,764,439.90	\$ 141,689,584.29	\$ 146,454,024.19

(a) - Fire impact fee collections applied to the debt service for the new fire stations in the year following collection.

(b) - An advance from the General Fund was issued to avoid a negative cash balance.

(d) - Payment for the 2025 insurance premiums occurred in January 2025 before contributions were made from the other funds.

(e) - Listed amount is what is in the separate PMA account but does not represent actual unspent debt proceeds. Transfers of proceeds spent generally transferred in a following month.

(g) - Large construction payments funded by bond proceeds but not transferred until following month.

City of Fitchburg
WISC/PMA Investments
December 2025

weighted avg
 portfolio yield
 3.463%

Note: This report is of the City's base investments and *excludes* investments held in bond proceeds accounts.

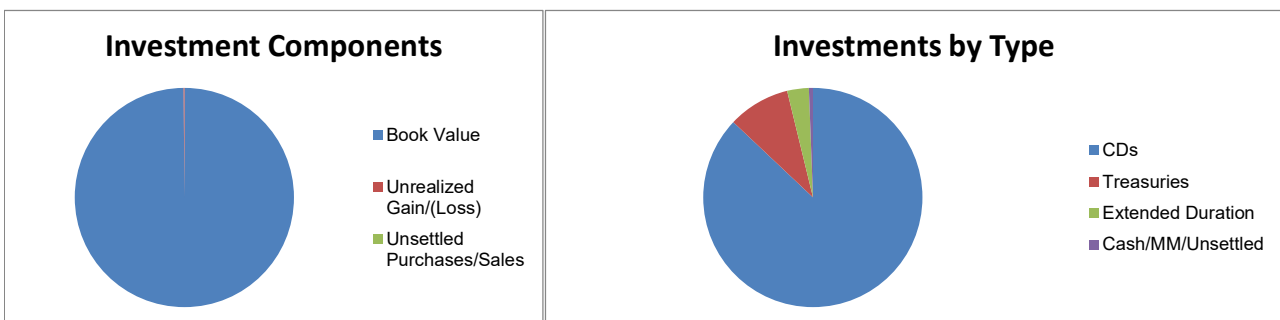
Account Type	Rate	Original Value	Maturity Date	Market Value	Unrealized Gain/(Loss)
WISC Farmers & Merchants Union B.	4.94%	\$ 233,750.00	MATURED	\$ -	\$ -
WISC CIBC Bank	4.31%	\$ 236,400.00	MATURED	\$ -	\$ -
WISC First Internet Bank of Indiana	4.79%	\$ 235,000.00	MATURED	\$ -	\$ -
WISC ServisFirst Bank	4.58%	\$ 235,600.00	MATURED	\$ -	\$ -
WISC Term Series	4.29%	\$ 872,530.15	2/9/2026	\$ 872,530.15	\$ -
WISC MapleMark Bank	3.89%	\$ 244,100.00	3/31/2026	\$ 244,100.00	\$ -
WISC Farmers Bank & Trust	0.30%	\$ 250,837.55	6/18/2026	\$ 245,314.60	\$ (5,522.95)
WISC Goldman Sachs Bank USA	0.90%	\$ 249,777.54	6/18/2026	\$ 243,550.26	\$ (6,227.28)
WISC Fairfax State Savings Bank	3.83%	\$ 238,500.00	6/30/2026	\$ 238,500.00	\$ -
WISC Western Alliance	3.96%	\$ 241,700.00	6/30/2026	\$ 241,700.00	\$ -
WISC Patriot Bank	3.86%	\$ 241,900.00	6/30/2026	\$ 241,900.00	\$ -
WISC Fieldpoint Pvt Bank & Trust	3.70%	\$ 243,400.00	6/30/2026	\$ 243,400.00	\$ -
WISC Bank Hapoalim	3.62%	\$ 243,400.00	6/30/2026	\$ 243,400.00	\$ -
WISC Customers Bank	3.94%	\$ 230,700.00	9/25/2026	\$ 230,700.00	\$ -
WISC Financial Federal Bank	3.90%	\$ 236,100.00	9/30/2026	\$ 236,100.00	\$ -
WISC CF Bank Nat'l Assoc	3.74%	\$ 241,300.00	9/30/2026	\$ 241,300.00	\$ -
WISC State Bank of Texas	3.90%	\$ 241,000.00	9/30/2026	\$ 241,000.00	\$ -
WISC Term Series	3.64%	\$ 1,027,243.74	12/4/2026	\$ 1,027,243.74	\$ -
WISC FirstBank Puerto Rico	3.79%	\$ 237,600.00	12/15/2026	\$ 237,600.00	\$ -
WISC Premier Bank	3.90%	\$ 237,900.00	12/15/2026	\$ 237,900.00	\$ -
WISC American Comm Bank	3.94%	\$ 237,400.00	12/15/2026	\$ 237,400.00	\$ -
WISC Transportation Alliance	3.77%	\$ 238,000.00	12/15/2026	\$ 238,000.00	\$ -
WISC Cornerstone Bank	3.66%	\$ 239,400.00	12/15/2026	\$ 239,400.00	\$ -
WISC Solera Nat'l Bank	3.65%	\$ 239,500.00	12/15/2026	\$ 239,500.00	\$ -
WISC Citizens Bank	3.46%	\$ 239,100.00	3/31/2027	\$ 239,100.00	\$ -
WISC First Capital Bank	3.39%	\$ 239,300.00	3/31/2027	\$ 239,300.00	\$ -
WISC Bank of China	3.66%	\$ 236,400.00	6/30/2027	\$ 236,400.00	\$ -
WISC First Guaranty Bank	3.54%	\$ 236,800.00	6/30/2027	\$ 236,800.00	\$ -
		<u>\$ 7,183,888.98</u>		<u>\$ 7,172,138.75</u>	<u>\$ (11,750.23)</u>

Account Type	Rate	Original Value	Maturity Date	Market Value	Unrealized Gain/(Loss)
US Treasury	3.92%	\$ 499,198.44	3/31/2026	\$ 511,610.25	\$ 12,411.81
US Treasury	0.87%	\$ 250,048.83	9/30/2026	\$ 245,068.36	\$ (4,980.47)
		<u>\$ 749,247.27</u>		<u>\$ 756,678.61</u>	<u>\$ 7,431.34</u>

Account Type	Rate	Original Value	Three Year Expiration	Market Value	Unrealized Gain/(Loss)
Extended Term Duration Series	varies	\$ 250,000.00		\$ 262,800.00	\$ 12,800.00
		<u>\$ 250,000.00</u>		<u>\$ 262,800.00</u>	<u>\$ 12,800.00</u>

	Opening Cash	Transfers From Other Accounts	Purchases (Cost & Trade Interest)	Maturities/Redemptions (Cost)	Income Interest	Closing Cash
1/31/2025	\$ 1,016,123.92	\$ -	\$ -	\$ (146,880.93)	\$ 3,287.16	\$ 872,530.15
2/28/2025	\$ 872,530.15	\$ -	\$ 897,595.25	\$ (1,770,156.31)	\$ 827.65	\$ 796.74
3/31/2025	\$ 796.74	\$ -	\$ 951,800.00	\$ (474,600.00)	\$ 50,670.00	\$ 528,666.74
4/30/2025	\$ 528,666.74	\$ -	\$ -	\$ (499,198.44)	\$ 196.43	\$ 29,664.73
5/31/2025	\$ 29,664.73	\$ -	\$ -	\$ -	\$ 196.63	\$ 29,861.36
6/30/2025	\$ 29,861.36	\$ -	\$ 999,495.22	\$ -	\$ 309.63	\$ 1,029,666.21
7/31/2025	\$ 1,029,666.21	\$ -	\$ -	\$ -	\$ 3,701.81	\$ 1,033,368.02
8/31/2025	\$ 1,033,368.02	\$ -	\$ 1,015,428.45	\$ (1,863,632.88)	\$ 2,534.62	\$ 187,698.21
9/30/2025	\$ 187,698.21	\$ -	\$ 254,782.62	\$ -	\$ 643.86	\$ 443,124.69
10/31/2025	\$ 443,124.69	\$ -	\$ 1,190,870.03	\$ (1,536,855.96)	\$ 1,586.26	\$ 98,725.02
11/30/2025	\$ 98,725.02	\$ -	\$ 928,419.74	\$ -	\$ 98.98	\$ 1,027,243.74
12/31/2025	\$ 1,027,243.74	\$ -	\$ 2,025,499.56	\$ (3,004,791.13)	\$ 616.20	\$ 48,568.37

Total Book Value	\$ 8,231,704.62
Unsettled Purchases/Sales	\$ -
Total Market Value	\$ 8,231,704.62
Unrealized Gain/(Loss)	\$ 8,481.11
Total Statement Value	\$ 8,240,185.73

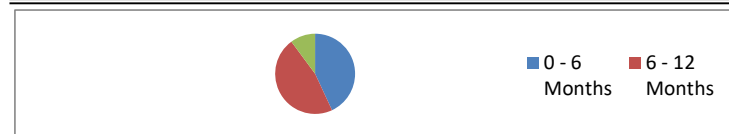


**City of Fitchburg
Certificates of Deposit/Treasury Notes/Bonds
12/31/2025**

	Interest Rate	Term (mths)	Purchase Date	Maturity Date	Invested (Incl Earned Interest)	Balance of Time Left to Maturity			
						0 - 6 Months	6 - 12 Months	12 - 24 Months	24 - 60 Months
One Community Bank	4.740%	15	8/23/2024	11/23/2025	MATURED				
WISC-Farmers & Mercha	4.938%	16	7/24/2024	12/15/2025	MATURED				
WISC-CIBC Bank	4.312%	15	8/20/2024	12/15/2025	MATURED				
WISC-ServisFirst Bank	4.579%	15	8/20/2024	12/15/2025	MATURED				
WISC-First Internet Bank	4.791%	15	8/20/2024	12/15/2025	MATURED				
WISC Term Series	4.290%	0	2/9/2026	2/9/2026	\$ 872,530.15	\$ 872,530.15	\$ -	\$ -	\$ -
Capitol Bank	3.800%	7	7/12/2025	2/12/2026	\$ 242,755.68	\$ 242,755.68	\$ -	\$ -	\$ -
WI Bank & Trust	3.380%	6	9/3/2025	3/3/2026	\$ 242,677.37	\$ 242,677.37	\$ -	\$ -	\$ -
Ehlers Investments	3.919%	11	4/1/2025	3/31/2026	\$ 499,198.44	\$ 499,198.44	\$ -	\$ -	\$ -
WISC-MapleMark Bank	3.891%	7	8/22/2025	3/31/2026	\$ 244,100.00	\$ 244,100.00	\$ -	\$ -	\$ -
Oak Bank	3.990%	11	6/17/2025	5/17/2026	\$ 235,000.00	\$ 235,000.00	\$ -	\$ -	\$ -
WISC	0.301%	60	6/18/2021	6/18/2026	\$ 250,837.55	\$ 250,837.55	\$ -	\$ -	\$ -
Town Bank	4.250%	12	6/30/2025	6/30/2026	\$ 239,956.17	\$ 239,956.17	\$ -	\$ -	\$ -
WISC-Fairfax	3.830%	14	3/31/2025	6/30/2026	\$ 238,500.00	\$ 238,500.00	\$ -	\$ -	\$ -
WISC Patriot Bank	3.861%	10	8/22/2025	6/30/2026	\$ 241,900.00	\$ 241,900.00	\$ -	\$ -	\$ -
WISC Western Alliance	3.959%	10	8/22/2025	6/30/2026	\$ 241,700.00	\$ 241,700.00	\$ -	\$ -	\$ -
WISC Fieldpoint Pvt Banl	3.703%	8	10/15/2025	6/30/2026	\$ 243,400.00	\$ 243,400.00	\$ -	\$ -	\$ -
WISC Bank Hapoalim	3.620%	8	10/15/2025	6/30/2026	\$ 243,400.00	\$ 243,400.00	\$ -	\$ -	\$ -
WISC	0.903%	60	9/22/2021	9/22/2026	\$ 249,777.54	\$ -	\$ 249,777.54	\$ -	\$ -
WISC Customers Bank	3.936%	24	8/26/2024	9/25/2026	\$ 230,700.00	\$ -	\$ 230,700.00	\$ -	\$ -
WISC UST	0.871%	60	9/30/2021	9/30/2026	\$ 250,048.83	\$ -	\$ 250,048.83	\$ -	\$ -
WISC Financial Federal	3.900%	17	3/31/2025	9/30/2026	\$ 236,100.00	\$ -	\$ 236,100.00	\$ -	\$ -
WISC CF Bank Nat'l Assn	3.668%	11	10/15/2025	9/30/2026	\$ 241,300.00	\$ -	\$ 241,300.00	\$ -	\$ -
WISC State Bank of Texa	3.743%	11	10/15/2025	9/30/2026	\$ 241,000.00	\$ -	\$ 241,000.00	\$ -	\$ -
Lake Ridge Bank	3.600%	22	1/10/2025	11/10/2026	\$ 243,458.98	\$ -	\$ 243,458.98	\$ -	\$ -
One Community Bank	4.740%	11	12/3/2025	11/23/2026	\$ 235,000.00	\$ -	\$ 235,000.00	\$ -	\$ -
WISC Term Series	3.640%	11	12/5/2025	12/4/2026	\$ 1,027,243.74	\$ -	\$ 1,027,243.74	\$ -	\$ -
WISC FirstBank Puerto F	3.900%	15	8/22/2025	12/15/2026	\$ 237,600.00	\$ -	\$ 237,600.00	\$ -	\$ -
WISC Premier Bank	3.792%	15	8/22/2025	12/15/2026	\$ 237,900.00	\$ -	\$ 237,900.00	\$ -	\$ -
WISC American Comm B	3.942%	15	8/22/2025	12/15/2026	\$ 237,400.00	\$ -	\$ 237,400.00	\$ -	\$ -
WISC Transportation Alli	3.770%	15	8/22/2025	12/15/2026	\$ 238,000.00	\$ -	\$ 238,000.00	\$ -	\$ -
WISC Cornerstone Bank	3.663%	14	10/15/2025	12/15/2026	\$ 239,400.00	\$ -	\$ 239,400.00	\$ -	\$ -
WISC Solera Nat'l Bank	3.650%	14	10/15/2025	12/15/2026	\$ 239,500.00	\$ -	\$ 239,500.00	\$ -	\$ -
WISC Citizens Bank	3.458%	15	12/16/2025	3/31/2027	\$ 239,100.00	\$ -	\$ -	\$ 239,100.00	\$ -
WISC First Capital Bank	3.393%	15	12/16/2025	3/31/2027	\$ 239,300.00	\$ -	\$ -	\$ 239,300.00	\$ -
WISC Bank of China	3.655%	18	12/16/2025	6/30/2027	\$ 236,400.00	\$ -	\$ -	\$ 236,400.00	\$ -
WISC First Guaranty	3.543%	18	12/16/2025	6/30/2027	\$ 236,800.00	\$ -	\$ -	\$ 236,800.00	\$ -
					\$ 9,371,984.45	\$ 4,035,955.36	\$ 4,384,429.09	\$ 951,600.00	\$ -

Average Interest Rate 3.5175%

Note: report excludes CDs held in bond proceeds/ARPA accounts.



**City of Fitchburg
Unspent Bond Proceeds Invested at PMA/WISC
Ending Market Value
December 2025**

	Cash Management Series	Investment Series	WISC LTD	Fixed Income (CDs)	Total	Weighted Average Portfolio Yield	Weighted Average Portfolio Maturity (days)
2024 Proceeds - Project Funds	\$ 990.18	\$ 2,094,123.76	\$ -	\$ -	\$ 2,095,113.94	n/a	
2025 Proceeds - Premium	\$ -	\$ -	\$ -	\$ -	\$ -	n/a	
Subtotal 2024 Proceeds	\$ 990.18	\$ 2,094,123.76	\$ -	\$ -	\$ 2,095,113.94		

Notes:

- 1) Debt expenditures are generally transferred out of the debt proceeds account(s) the month following the expenditure.
- 2) Investment amounts were selected based on estimated spend-down of the proceeds.

**City of Fitchburg
Unspent ARPA Proceeds Invested at PMA/WISC
Ending Market Value
December 2025**

	Cash Management Series	Investment Series	WISC LTD	Fixed Income (CDs)	Total	Weighted Average Portfolio Yield	Weighted Average Portfolio Maturity (days)
ARPA Funding	\$ 191.55	\$ 158,701.05	\$ -	\$ -	\$ 158,892.60	n/a	-

Notes:

- 1) Grant proceeds received into LGIP account on June 25, 2021 and transferred to WISC on July 6, 2021. Grant proceeds received into LGIP account on June 21, 2022 transferred to WISC on October 18, 2022.
- 2) Investment amounts will be selected based on estimated spend-down of the proceeds, once spending plan established by the Council.
- 3) Proceeds from 2021 Non-TID Roads transferred to Ehlers SLG Treasuries on 4/29/25