

# **Important Note**

## **Regarding the Monthly Treasurer Reports and Interim Financial Statements**

The monthly treasurer reports presented to the Finance Committee and posted on the City's website are based on the interim financial records as of the time the report was created. Several accounting closing procedures are not completed until the end of the year and thus are not included in the interim reports. These monthly, interim reports are not updated for information known or recorded subsequent to the creation of the interim reports.

The City's annual audit report (Annual Comprehensive Financial Report) is available on the website at the following link: <http://www.fitchburgwi.gov/1998/Financial-Records-Reports>

**City of Fitchburg  
Treasurer's Report of Cash and Investments  
June 2025**

<b>Account Type</b>	<b>Interest Rate</b>	<b>Maturity Date</b>			
<b>PARK BANK</b>					
Business Int Checking	0.00%	NA		\$	-
Sweep Account	4.30%	NA	ICS*	\$	18,589,521.84
Business Money Market	4.42%	NA		\$	250,000.00
ICS account for MM	4.32%	NA	ICS*	\$	3,022,198.10
Tax Collection Account	0.00%	NA		\$	-
ICS account for tax	0.00%	NA	ICS*	\$	-
<b>TOTAL:</b>				\$	<b>21,861,719.94</b>

\*ICS - a type of account through Park Bank that allows for liquidity, full FDIC coverage, and pays a slightly higher interest than LGIP.

<b>LOCAL GOVERNMENT INVESTMENT POOL</b>					
LGIP #1	4.36%	NA		\$	82,308,337.59
<b>TOTAL:</b>				\$	<b>82,308,337.59</b>

<b>LAKE RIDGE BANK</b>					
Certificate of Deposit (CD)	3.60%	11/10/2026		\$	235,000.00
<b>TOTAL:</b>				\$	<b>235,000.00</b>

<b>CAPITOL BANK</b>					
Certificate of Deposit (CD)	4.00%	7/12/2025		\$	240,000.00
<b>TOTAL:</b>				\$	<b>240,000.00</b>

<b>OAK BANK</b>					
Money Market Savings	4.53%			\$	247,860.76
Certificate of Deposit (CD)	3.99%	5/17/2026		\$	235,000.00
<b>TOTAL:</b>				\$	<b>482,860.76</b>

<b>ONE COMMUNITY BANK</b>					
Certificate of Deposit (CD)	4.74%	11/23/2025		\$	235,000.00
<b>TOTAL:</b>				\$	<b>235,000.00</b>

<b>TOWN BANK</b>					
Certificate of Deposit (CD)	4.25%	6/30/2026		\$	235,000.00
<b>TOTAL:</b>				\$	<b>235,000.00</b>

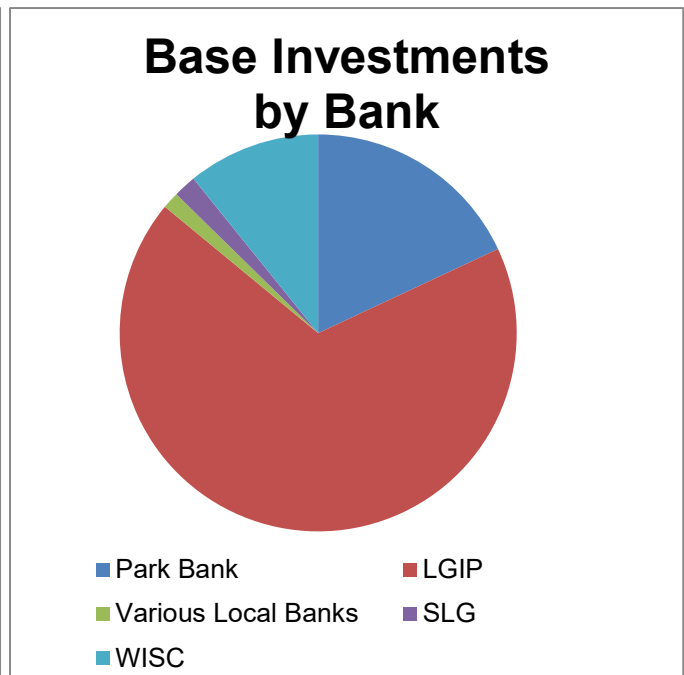
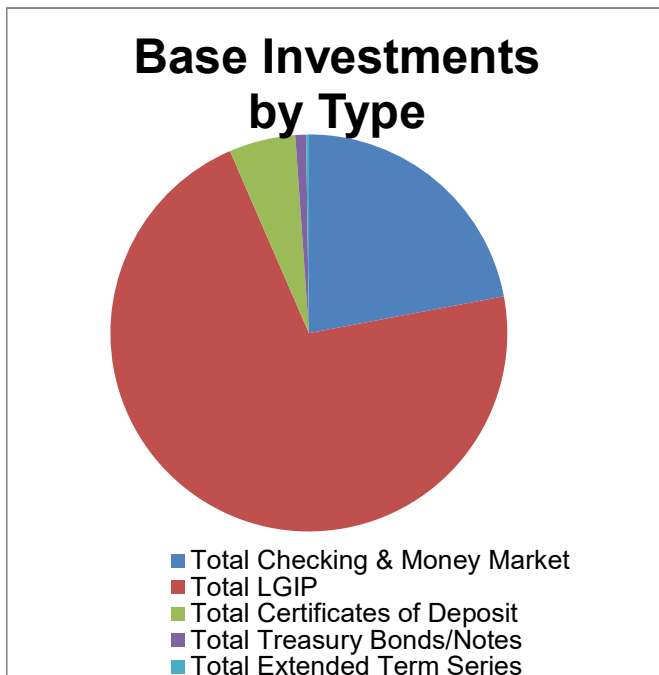
<b>WISCONSIN BANK AND TRUST</b>					
Certificate of Deposit (CD)	3.25%	9/3/2025		\$	235,000.00
<b>TOTAL:</b>				\$	<b>235,000.00</b>

<b>SLG Securities</b>					
SLG Securities	3.80%	NA		\$	2,245,293.84
<b>TOTAL:</b>				\$	<b>2,245,293.84</b>

**City of Fitchburg  
Treasurer's Report of Cash and Investments  
June 2025**

Account Type	Interest Rate	Maturity Date	
<b>WISCONSIN INVESTMENT SERIES COOPERATIVE (WISC)</b>			
WISC Cash Management Series	4.10%	NA	\$ 1,029,665.87
WISC Investment Series	4.30%	NA	\$ 0.34
WISC Extended Term Duration Series	various	NA	\$ 256,250.00
WISC CDs	various	see report	\$ 4,830,259.77
WISC Treasury Bonds/Notes	various	see report	\$ 995,008.99
Bond Proceeds	various		\$ 4,923,913.17
ARPA Funding	various		\$ 1,067,632.83
unrealized gain (loss) or accrued interest			
		<b>TOTAL:</b>	<b>\$ 13,102,730.97</b>
<b>Total City Investments</b>			<b>\$ 121,180,943.10</b>
<b>Less: Bond Proceeds</b>			<b>\$ (4,923,913.17)</b>
<b>Less: ARPA Proceeds</b>			<b>\$ (1,067,632.83)</b>
<b>Total Base Investments</b>			<b>\$ 115,189,397.10</b>

Base Investments			
Total Checking & Money Market	22.04%	\$	25,384,540.75
Total LGIP	71.45%	\$	82,308,337.59
Total Certificates of Deposit	5.42%	\$	6,245,259.77
Total Treasury Bonds/Notes	0.86%	\$	995,008.99
Total Extended Term Series	0.22%	\$	256,250.00
	100.00%	\$	115,189,397.10



**City of Fitchburg  
Balances Per Accounting Records  
June 2025**

<u>FUND</u>	<u>CASH &amp; INVESTMENTS</u>
100 General Fund	\$ 22,447,118.91
200 Donation Fund	\$ 144,912.84
202 Park Fees pre Act 243	\$ 874,224.33
203 Park Fees post Act 243	\$ 6,983,878.33
213 Refuse & Recycling	\$ 1,556,747.22
222 Police Drug Enforcement	\$ 107,547.42
224 Community Wellbeing Fund	\$ 20,741.79
225 CEDA	\$ 1,021,460.43
226 Affordable Housing Fund	\$ 10,331,886.69
227 Cemetery	\$ 181,819.10
229 Federal ARPA Funding	\$ 1,034,008.59
230 TID Closure Excess Increment	\$ 6,016,704.25
231 Transit	\$ 831,561.98 (b)
232 Vehicle Registration Fees	\$ 13,520.35
250 Library	\$ 2,067,109.79
300 Debt Service	\$ 4,430,231.92
300 Debt Service - Debt Proceeds	\$ 9.17
400 Capital Projects - General	\$ 27,127,287.63 (g)
400 Capital Projects - Fire Impact Fees	\$ 239,044.46 (a)
400 Capital Projects - Unspent Donations	\$ 5,403.20
400 Capital Projects - Debt Proceeds	\$ 7,169,197.84 (e)
404 TID 4 - FTC, Agora, FTC II/Uptown	\$ 156,498.29
409 TID 9 - Sub Zero	\$ 6,570,353.71 (e)
410 TID 10 - North Fish Hatchery	\$ 474,912.19 (e)
411 TID 11 - Clean-Fill Site	\$ 209.13 (b)
412 TID 12 - Promega	\$ 2,877,083.34
413 TID 13 - Uptown	\$ 204,855.19 (b)
414 TID 14 - Hartung Properties	\$ 97,926.44 (b)
415 TID 15 - Former Town TID #2	\$ 486.07 (b)
416 TID 16 - Southdale - FINAL - Project Plan	\$ 359.83 (b)
417 TID 17 - Anton Drive/Arrowhead - Final Plan	\$ 6,501.79 (b)
418 TID 18 - Fitchburg Commerce & Industrial Park	\$ 11,148.39 (b)
602 Water Utility	\$ 5,895,200.35
602 Water - Water Impact Fees	\$ 4,003,549.00
603 Sewer Utility	\$ 4,274,644.72
604 Stormwater Utility (SUD)	\$ 1,986,100.23
700 Technology Fund	\$ 1,122,867.08
710 Risk Management/Insurance	\$ 412,844.65 (d)
800 Tax Collection Agency Fund	\$ (945.32) (f)
	<u>\$ 120,699,011.32</u>
Deposit in Transit ( )	\$ (126,626.48)
Other adjustments	\$ (564.58)
Outstanding Checks	\$ 609,122.84
	<u>\$ 121,180,943.10</u>

(a) - Fire impact fee collections applied to the debt service for the new fire stations in the year following collection.

(b) - An advance from the General Fund was issued to avoid a negative cash balance.

(d) - Payment for the 2025 insurance premiums occurred in January 2025 before contributions were made from the other funds.

(e) - Listed amount is what is in the separate PMA account but does not represent actual unspent debt proceeds. Transfers of proceeds spent generally transferred in a following month.

(f) - delinquent personal property taxes "bought" from overlying jurisdictions in February, will clear out

(g) - Large construction payments funded by bond proceeds but not transferred until following month.

**City of Fitchburg  
WISC/PMA Investments  
June 2025**

weighted avg  
portfolio yield  
3.277%

Note: This report is of the City's base investments and excludes investments held in bond proceeds accounts.

Account Type	Rate	Original Value	Maturity Date	Market Value	Unrealized Gain/(Loss)
First Priority Bank	5.45%	\$ 229,100.00	6/30/2025	MATURED	\$ -
Capital Credit Union	5.05%	\$ 238,600.00	6/30/2025	MATURED	\$ -
BOM Bank	4.84%	\$ 239,900.00	6/30/2025	MATURED	\$ -
5Star Bank	4.62%	\$ 240,300.00	6/30/2025	MATURED	\$ -
WISC Term Series	5.35%	\$ 750,000.00	8/22/2025	\$ 750,000.00	\$ -
WISC Term Series	3.85%	\$ 1,061,064.53	10/9/2025	\$ 1,061,064.53	\$ -
Farmers & Merchants Union Bank	4.94%	\$ 233,750.00	12/15/2025	\$ 233,750.00	\$ -
CIBC Bank	4.31%	\$ 236,400.00	12/15/2025	\$ 236,400.00	\$ -
First Internet Bank of Indiana	4.79%	\$ 235,000.00	12/15/2025	\$ 235,000.00	\$ -
ServisFirst Bank	4.58%	\$ 235,600.00	12/15/2025	\$ 235,600.00	\$ -
WISC Term Series	4.29%	\$ 872,530.15	2/9/2026	\$ 872,530.15	\$ -
Farmers Bank & Trust	0.30%	\$ 250,837.55	6/18/2026	\$ 240,542.04	\$ (10,295.51)
Goldman Sachs Bank USA	0.90%	\$ 249,777.54	6/18/2026	\$ 239,201.85	\$ (10,575.69)
Fairfax State Savings Bank	3.83%	\$ 238,500.00	6/30/2026	\$ 238,500.00	\$ -
Customers Bank	3.94%	\$ 230,700.00	9/25/2026	\$ 230,700.00	\$ -
Financial Federal Bank	3.90%	\$ 236,100.00	9/30/2026	\$ 236,100.00	\$ -
		<u>\$ 4,830,259.77</u>		<u>\$ 4,809,388.57</u>	<u>\$ (20,871.20)</u>

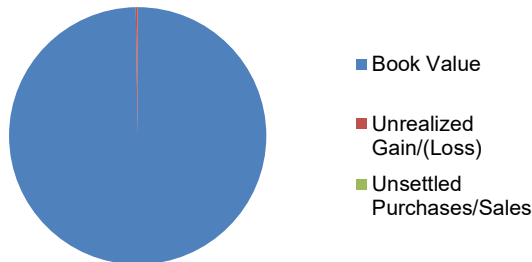
Account Type	Rate	Original Value	Maturity Date	Market Value	Unrealized Gain/(Loss)
US Treasury	0.68%	\$ 245,761.72	9/30/2025	\$ 247,507.33	\$ 1,745.61
US Treasury	3.92%	\$ 499,198.44	3/31/2026	\$ 502,296.00	\$ 3,097.56
US Treasury	0.87%	\$ 250,048.83	9/30/2026	\$ 240,810.55	\$ (9,238.28)
		<u>\$ 995,008.99</u>		<u>\$ 990,613.88</u>	<u>\$ (4,395.11)</u>

Account Type	Rate	Original Value	Three Year Expiration	Market Value	Unrealized Gain/(Loss)
Extended Term Duration Series	varies	\$ 250,000.00		\$ 256,250.00	\$ 6,250.00
		<u>\$ 250,000.00</u>		<u>\$ 256,250.00</u>	<u>\$ 6,250.00</u>

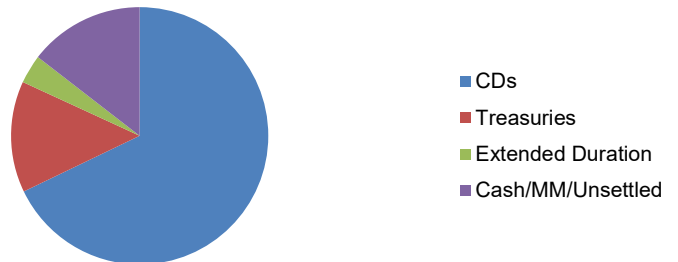
	Opening Cash	Transfers From Other Accounts	Purchases (Cost & Trade Interest)	Maturities/Redemptions (Cost)	Income Interest	Closing Cash
1/31/2025	\$ 1,016,123.92	\$ -	\$ -	\$ (146,880.93)	\$ 3,287.16	\$ 872,530.15
2/28/2024	\$ 872,530.15	\$ -	\$ 897,595.25	\$ (1,770,156.31)	\$ 827.65	\$ 796.74
3/31/2024	\$ 796.74	\$ -	\$ 951,800.00	\$ (474,600.00)	\$ 50,670.00	\$ 528,666.74
4/30/2024	\$ 528,666.74	\$ -	\$ -	\$ (499,198.44)	\$ 196.43	\$ 29,664.73
5/31/2024	\$ 29,664.73	\$ -	\$ -	\$ -	\$ 196.63	\$ 29,861.36
6/30/2024	\$ 29,861.36	\$ -	\$ 999,495.22	\$ -	\$ 309.63	\$ 1,029,666.21

Total Book Value	\$ 7,104,934.97
Unsettled Purchases/Sales	\$ -
Total Market Value	\$ 7,104,934.97
Unrealized Gain/(Loss)	\$ (19,016.31)
Total Statement Value	\$ 7,085,918.66

**Investment Components**



**Investments by Type**

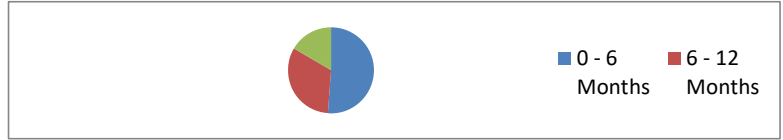


**City of Fitchburg  
Certificates of Deposit/Treasury Notes/Bonds  
6/30/2025**

	Interest Rate	Term (mths)	Purchase Date	Maturity Date	Invested (Incl Earned Interest)	Balance of Time Left to Maturity			
						0 - 6 Months	6 - 12 Months	12 - 24 Months	24 - 60 Months
WI Bank & Trust	3.2500%	9	9/3/2024	6/3/2025	MATURED	\$ -	\$ -	\$ -	\$ -
Oak Bank	5.2500%	13	5/17/2024	6/17/2025	MATURED	\$ -	\$ -	\$ -	\$ -
Town Bank	4.05%	6	12/30/2024	6/30/2025	MATURED	\$ -	\$ -	\$ -	\$ -
WISC-CD-First Pryority B	5.4530%	19	11/7/2023	6/30/2025	MATURED	\$ -	\$ -	\$ -	\$ -
WISC-Capital Credit Unic	5.0530%	11	7/24/2024	6/30/2025	MATURED	\$ -	\$ -	\$ -	\$ -
WISC-5Star Bank	4.6200%	10	8/20/2024	6/30/2025	MATURED	\$ -	\$ -	\$ -	\$ -
WISC-BOM Bank	4.8360%	10	8/20/2024	6/30/2025	MATURED	\$ -	\$ -	\$ -	\$ -
Capitol Bank	4.0000%	7	12/12/2024	7/12/2025	\$ 240,000.00	\$ 240,000.00	\$ -	\$ -	\$ -
WISC Term	5.3520%	23	8/24/2023	8/22/2025	\$ 750,000.00	\$ 750,000.00	\$ -	\$ -	\$ -
WI Bank & Trust	3.2500%	9	6/3/2025	9/3/2025	\$ 235,000.00	\$ 235,000.00	\$ -	\$ -	\$ -
WISC-UST	0.6800%	48	9/30/2021	9/30/2025	\$ 245,761.72	\$ 245,761.72	\$ -	\$ -	\$ -
WISC Term	3.8500%	12	10/9/2024	10/9/2025	\$ 1,061,064.53	\$ 1,061,064.53	\$ -	\$ -	\$ -
One Community Bank	4.7400%	15	8/23/2024	11/23/2025	\$ 235,000.00	\$ 235,000.00	\$ -	\$ -	\$ -
WISC-Farmers & Mercha	4.9380%	16	7/24/2024	12/15/2025	\$ 233,750.00	\$ 233,750.00	\$ -	\$ -	\$ -
WISC-CIBC Bank	4.3120%	15	8/20/2024	12/15/2025	\$ 236,400.00	\$ 236,400.00	\$ -	\$ -	\$ -
WISC-ServisFirst Bank	4.5790%	15	8/20/2024	12/15/2025	\$ 235,600.00	\$ 235,600.00	\$ -	\$ -	\$ -
WISC-First Internet Bank	4.7910%	15	8/20/2024	12/15/2025	\$ 235,000.00	\$ 235,000.00	\$ -	\$ -	\$ -
WISC Term	4.2900%	12	2/9/2026	2/9/2026	\$ 872,530.15	\$ -	\$ 872,530.15	\$ -	\$ -
Ehlers Investments	3.9190%	12	4/1/2025	3/31/2026	\$ 499,198.44	\$ -	\$ 499,198.44	\$ -	\$ -
Oak Bank	3.9900%	11	6/17/2025	5/17/2026	\$ 235,000.00	\$ -	\$ 235,000.00	\$ -	\$ -
WISC	0.3010%	60	6/18/2021	6/18/2026	\$ 250,837.55	\$ -	\$ 250,837.55	\$ -	\$ -
Town Bank	4.2500%	12	6/30/2025	6/30/2026	\$ 235,000.00	\$ -	\$ 235,000.00	\$ -	\$ -
WISC-Fairfax	3.8300%	14	3/31/2025	6/30/2026	\$ 238,500.00	\$ -	\$ 238,500.00	\$ -	\$ -
WISC	0.9030%	60	9/22/2021	9/22/2026	\$ 249,777.54	\$ -	\$ -	\$ 249,777.54	\$ -
WISC Customers Bank	3.9360%	24	8/26/2024	9/25/2026	\$ 230,700.00	\$ -	\$ -	\$ 230,700.00	\$ -
WISC-UST	0.8710%	60	9/30/2021	9/30/2026	\$ 250,048.83	\$ -	\$ -	\$ 250,048.83	\$ -
Lake Ridge Bank	3.6000%	22	1/10/2025	11/10/2026	\$ 235,000.00	\$ -	\$ -	\$ 235,000.00	\$ -
WISC-Financial Federal	3.9000%	22	3/31/2025	9/30/2026	\$ 236,100.00	\$ -	\$ -	\$ 236,100.00	\$ -
					<b>\$ 7,240,268.76</b>	<b>\$ 3,707,576.25</b>	<b>\$ 2,331,066.14</b>	<b>\$ 1,201,626.37</b>	<b>\$ -</b>

**Average Interest Rate 3.8141%**

Note: report excludes CDs held in bond proceeds/ARPA accounts.



**City of Fitchburg**  
**Unspent Bond Proceeds Invested at PMA/WISC**  
**Ending Market Value**  
**June 2025**

	<b>Cash Management Series</b>	<b>Investment Series</b>	<b>WISC LTD</b>	<b>Fixed Income (CDs)</b>	<b>Total</b>	<b>Weighted Average Portfolio Yield</b>	<b>Weighted Average Portfolio Maturity (days)</b>
2021 Proceeds - Non-TID Roads	\$ -	\$ -	\$ -	\$ -	\$ -	n/a	-
Subtotal 2021 Proceeds	\$ -	\$ -	\$ -	\$ -	\$ -		
2024 Proceeds - Project Funds	\$ 1,015,265.48	\$ -	\$ -	\$ 3,908,638.52	\$ 4,923,904.00	n/a	
2025 Proceeds - Premium	\$ 9.17	\$ -	\$ -	\$ -	\$ 9.17	n/a	
Subtotal 2024 Proceeds	\$ 1,015,274.65	\$ -	\$ -	\$ 3,908,638.52	\$ 4,923,913.17		

**Notes:**

- 1) Debt expenditures are generally transferred out of the debt proceeds account(s) the month following the expenditure.
- 2) Investment amounts were selected based on estimated spend-down of the proceeds.

**City of Fitchburg**  
**Unspent ARPA Proceeds Invested at PMA/WISC**  
**Ending Market Value**  
**June 2025**

	<b>Cash Management Series</b>	<b>Investment Series</b>	<b>WISC LTD</b>	<b>Fixed Income (CDs)</b>	<b>Total</b>	<b>Weighted Average Portfolio Yield</b>	<b>Weighted Average Portfolio Maturity (days)</b>
ARPA Funding	\$ 187.87	\$ 1,067,444.96	\$ -	\$ -	\$ 1,067,632.83	n/a	-

**Notes:**

- 1) Grant proceeds received into LGIP account on June 25, 2021 and transferred to WISC on July 6, 2021. Grant proceeds received into LGIP account on June 21, 2022 transferred to WISC on October 18, 2022.
- 2) Investment amounts will be selected based on estimated spend-down of the proceeds, once spending plan established by the Council.
- 3) Proceeds from 2021 Non-TID Roads transferred to Ehlers SLG Treasuries on 4/29/25

**CITY OF FITCHBURG  
GENERAL FUND**

	<b>2025 Amended Budget</b>	<b>6/2025 Year-to- Date</b>	<b>Variance</b>	<b>Percent Of Budget</b>	<b>Note</b>	<b>6/2024 Year-to- Date</b>
Property Taxes	\$ 20,558,488	\$ 20,558,488	\$ -	100.0%	1	\$ 20,074,291
Other Taxes	\$ 846,150	\$ 439,620	\$ 406,530	52.0%	2	\$ 403,832
Intergovernmental Revenues	\$ 5,752,358	\$ 1,864,289	\$ 3,888,069	32.4%	3	\$ 1,430,615
Licenses & Permits	\$ 874,000	\$ 923,876	\$ (49,876)	105.7%	21	\$ 884,760
Court Penalties and Fines	\$ 175,000	\$ 188,338	\$ (13,338)	107.6%	8	\$ 130,626
Public Charges for Services	\$ 410,600	\$ 218,879	\$ 191,721	53.3%	20	\$ 215,673
Intergovernmental Charges for Services	\$ 486,200	\$ 388,643	\$ 97,557	79.9%	5	\$ 302,310
Miscellaneous Charges	\$ 262,260	\$ 828,947	\$ (566,687)	316.1%	24	\$ 953,648
Other Sources	\$ 6,742,817	\$ 83,454	\$ 6,659,363	1.2%	6	\$ 388,449
<b>TOTAL REVENUES</b>	<b>\$ 36,107,873</b>	<b>\$ 25,494,534</b>	<b>\$ 10,613,339</b>	<b>70.6%</b>		<b>\$ 24,784,204</b>
Mayor & Common Council	\$ 94,673	\$ 48,482	\$ 46,191	51.2%	19	\$ 44,909
Administrator	\$ 585,772	\$ 267,601	\$ 318,171	45.7%	22	\$ 259,880
Municipal Court	\$ 219,389	\$ 102,969	\$ 116,420	46.9%		\$ 96,670
Legal	\$ 290,971	\$ 111,613	\$ 179,358	38.4%	23	\$ 97,152
Clerk	\$ 636,641	\$ 298,949	\$ 337,692	47.0%		\$ 291,020
Human Resources	\$ 479,574	\$ 228,033	\$ 251,541	47.5%		\$ 225,840
Sustainability	\$ 270,088	\$ 83,399	\$ 186,689	30.9%	12	\$ 81,206
Finance & Treasury	\$ 1,300,214	\$ 324,109	\$ 976,105	24.9%	9,22	\$ 320,711
Assessing	\$ 675,390	\$ 266,013	\$ 409,377	39.4%	22	\$ 280,107
B&G - Fire Station #1	\$ 47,325	\$ 10,559	\$ 36,766	22.3%	10	\$ 11,153
B&G - Maintenance Facility	\$ 125,206	\$ 32,341	\$ 92,865	25.8%	10	\$ 16,622
B&G - New City Hall	\$ 545,263	\$ 210,949	\$ 334,314	38.7%	10	\$ 213,072
B&G - Police Evidence Facility	\$ 15,944	\$ 2,974	\$ 12,970	18.7%	10	\$ 2,199
B&G - Marketplace Fire Station	\$ 63,772	\$ 23,698	\$ 40,074	37.2%	10	\$ 21,938
B&G - Uptown Fire Station	\$ 68,595	\$ 25,747	\$ 42,848	37.5%	10	\$ 22,425
Interdepartmental - Other	\$ 484,673	\$ 96,109	\$ 388,564	19.8%	11	\$ 179,807
<b>TOTAL GENERAL GOVERNMENT</b>	<b>\$ 5,903,490</b>	<b>\$ 2,133,545</b>	<b>\$ 3,769,945</b>	<b>36.1%</b>		<b>\$ 2,164,711</b>
Law Enforcement	\$ 10,638,472	\$ 4,917,888	\$ 5,720,584	46.2%	22	\$ 4,623,535
Fire Department	\$ 4,284,294	\$ 1,943,406	\$ 2,340,888	45.4%	22	\$ 1,853,546
Building Inspection	\$ 623,583	\$ 281,338	\$ 342,245	45.1%	22	\$ 272,640
Other Public Safety	\$ 1,360,305	\$ 1,264,497	\$ 95,808	93.0%	13	\$ 1,199,000
<b>TOTAL PUBLIC SAFETY</b>	<b>\$ 16,906,654</b>	<b>\$ 8,407,129</b>	<b>\$ 8,499,525</b>	<b>49.7%</b>		<b>\$ 7,948,721</b>
Public Works	\$ 3,272,782	\$ 1,152,617	\$ 2,120,165	35.2%	15,22	\$ 1,019,777
<b>TOTAL PUBLIC WORKS</b>	<b>\$ 3,272,782</b>	<b>\$ 1,152,617</b>	<b>\$ 2,120,165</b>	<b>35.2%</b>		<b>\$ 1,019,777</b>
Senior Citizens Programs	\$ 941,565	\$ 444,952	\$ 496,613	47.3%		\$ 430,009
Community Center	\$ 120,479	\$ 37,042	\$ 83,437	30.7%	10,22	\$ 31,039
Neighborhood Hub	\$ 97,492	\$ 3,019	\$ 94,473	3.1%	10,22	\$ -
Parks Department	\$ 1,619,911	\$ 702,813	\$ 917,098	43.4%	22	\$ 702,982
Recreation & Leisure	\$ 452,938	\$ 150,970	\$ 301,968	33.3%	17	\$ 198,164
FACTV	\$ 469,428	\$ 224,684	\$ 244,744	47.9%	18	\$ 213,500
<b>CULTURE, RECREATION &amp; EDUCATION</b>	<b>\$ 3,701,813</b>	<b>\$ 1,563,480</b>	<b>\$ 2,138,333</b>	<b>42.2%</b>		<b>\$ 1,575,694</b>
<b>ZONING &amp; PLANNING</b>	<b>\$ 485,202</b>	<b>\$ 205,467</b>	<b>\$ 279,735</b>	<b>42.3%</b>		<b>\$ 203,109</b>
<b>ECONOMIC DEVELOPMENT</b>	<b>\$ 488,012</b>	<b>\$ 228,418</b>	<b>\$ 259,594</b>	<b>46.8%</b>		<b>\$ 162,623</b>
<b>TRANSFERS TO OTHER FUNDS</b>	<b>\$ 5,349,920</b>	<b>\$ -</b>	<b>\$ 5,349,920</b>	<b>0.0%</b>	16	<b>\$ -</b>
<b>TOTAL EXPENDITURES</b>	<b>\$ 36,107,873</b>	<b>\$ 13,690,656</b>	<b>\$ 22,417,217</b>	<b>37.9%</b>		<b>\$ 13,074,635</b>
<b>NET TOTAL - AVAILABLE REVENUES OVER/(UNDER) EXPENDITURES</b>	<b>-</b>	<b>\$ 11,803,878</b>	<b>\$ (11,803,878)</b>			<b>\$ 11,709,569</b>

**50.00% of the Fiscal Year has Expended**

## **VARIANCE NOTES**

- 1 Under governmental accounting guidelines, property taxes are recorded as of January 1 of the year, although collection of taxes is not completed until the end of August.
- 2 Payment in lieu of taxes from the utility is paid quarterly.
- 3 Transportation aids are received quarterly; shared revenues rec'd 15% in July, 85% in November; 2% fire insurance dues and exempt computer aid paid in July; PMS aid posted at end of year.
- 5 Administrative charges to the utility are billed quarterly. Library is billed annually at the end of the first quarter.
- 6 The bulk of the other sources budget is a 'budget-only' revenue source for fund balance applied.
- 8 The non-cash bad debt allowance adjustment is calculated and posted at the end of each year. The portion paid to the County and State is generally posted to the following month (except at the end of the year). Often see higher collections from February - April due to the use of DOR's tax refund intercept program (TRIP) for collection of unpaid balances.
- 9 Audit services are typically incurred 75-80% in the first six months and 20-25% in the last quarter while preparing for next
- 10 Amounts are budgeted for unknown, miscellaneous building repairs that may be needed during the year. Actual repairs and timing varies based on what is needed.
- 11 Annual employee retirement payouts made in January.
- 12 HNI grants generally reimbursed to grantees near the end of the year.
- 13 Fitchrona EMS is paid 50% of the City's allocation in January and 50% in June/July.
- 14 Mass Transit moved from the General Fund to a separate special revenue fund (Fund 231) in 2023.
- 15 Road maintenance budget generally spent in late summer or early fall.
- 16 Transfer of fund balance from the General Fund to the Capital Projects Fund for ERP aid gap planning and future planned capital projects completed at end of year.
- 17 Delay from when revenue collected (beginning of program) and when 80/20 instructor and LTE staff expenses are paid (end of program).
- 18 FACTv reclassified from a separate special revenue fund (Fund 207) to a department within the General Fund beginning
- 19 Annual League and DCCVA dues paid in January/February.
- 20 Engineering charges to others higher in spring and summer due to timing of construction projects that result in billable time to developments.
- 21 Building and zoning permits generally higher in Spring and Summer due to increased construction activity. Large commercial or multi-family buildings will cause significant increases with a single permit. Business license renewal (i.e. liquor license renewal) primarily occurs between March and August. Business licensing revenue higher in even years due to two-year licensing renewals.
- 22 Staff vacancies; unpaid time off
- 23 Outside legal counsel needs have been primarily the result of situations that are charged to a different fund (i.e. TID or insurance internal service fund).
- 24 The Stormwater Utility District (SUD) reimbursement of charges to the General Fund is generally calculated at the end of the year. Interest revenue significantly higher than budgeted due to rebound of the market.

**SUPPLEMENTAL EXPENDITURE REPORT TO THE FINANCE COMMITTEE**

**General Fund By Object Code**

	<b>6/30/2025</b>	<b>% of</b>
	<b>YTD Actual</b>	<b>Total</b>
110 SALARIES & WAGES	\$ 6,079,713.74	44.41%
115 OVERTIME WAGES	\$ 420,576.24	3.07%
120 PT/LTE/SEASONAL WAGES	\$ 171,383.44	1.25%
125 SHIFT DIFFERENTIAL	\$ 1,560.50	0.01%
131 FICA	\$ 520,599.56	3.80%
132 WRS	\$ 746,308.42	5.45%
135 LONGEVITY BENEFIT	\$ 54,172.50	0.40%
150 POC SERVICES	\$ 258,224.27	1.89%
160 HEALTH INS	\$ 1,412,604.86	10.32%
161 LIFE INS	\$ 12,631.33	0.09%
163 DENTAL INS	\$ 78,006.67	0.57%
164 TAXABLE CLOTHING ALLOWANCE	\$ 24,750.00	0.18%
165 EMPLOYEE REFERRAL BONUS	\$ 2,500.00	0.02%
189 EMPLOYEE RETIREMENT RESERVE	\$ 63,669.04	0.47%
190 HOLIDAY PREMIUM	\$ 32,481.52	0.24%
191 ON CALL PAY	\$ 8,289.91	0.06%
<b>TOTAL SALARIES, WAGES &amp; DIRECT FRINGE BENEFITS</b>	<b>\$ 9,887,472.00</b>	<b>72.22%</b>
203 OUTSIDE LEGAL COUNSEL	\$ 12,530.38	0.09%
210 PROFESSIONAL SERVICES	\$ 27,518.73	0.20%
212 AUDIT & FINANCIAL CONSULTING	\$ 35,853.50	0.26%
220 STREET LIGHT SERVICE - MG&E	\$ 105,894.79	0.77%
225 STREET LIGHT MAINTENANCE	\$ 4,320.00	0.03%
230 TRAFFIC SIGNAL MAINTENANCE	\$ 1,058.40	0.01%
240 REPAIRS & MAINT - BY OTHERS	\$ 42,472.15	0.31%
245 COMPUTER RELATED REP & MAINT	\$ 153,423.25	1.12%
250 PUBLIC NOTICES & ADVERTISEMENT	\$ 14,838.86	0.11%
251 RECRUITMENT & TEST - PD	\$ 2,140.59	0.02%
252 RECRUITMENT & TEST - FD	\$ 5,624.08	0.04%
253 RECRUITMENT & TEST - HIGHWAY	\$ 316.00	0.00%
265 WEIGHTS & MEASURES	\$ 6,000.00	0.04%
269 DANE CO CAD	\$ 39,351.90	0.29%
270 FITCHRONA EMS CONTRIBUTION	\$ 1,219,145.00	8.90%
289 GOLF COURSE MAINTENANCE	\$ 27,506.00	0.20%
290 OTHER CONTRACTURAL SERVICES	\$ 108,037.70	0.79%
<b>TOTAL CONTRACTUAL SERVICES</b>	<b>\$ 1,806,031.33</b>	<b>13.19%</b>
310 OFFICE SUPPLIES & POSTAGE	\$ 16,279.63	0.12%
311 POSTAGE CLEARING	\$ (589.10)	0.00%
320 PUBLICATIONS, DUES & SUBSCRIPT	\$ 38,059.23	0.28%
323 UNIFORMS	\$ 15,033.50	0.11%
324 PROTECTIVE GEAR	\$ 6,501.46	0.05%
325 TRAINING & STAFF DEVELOPMENT	\$ 72,833.75	0.53%
326 TUITION REIMBURSEMENT	\$ 1,295.40	0.01%
327 YMCA MEMBERSHIP	\$ 3,371.00	0.02%
330 VEHICLE USE REIMBURSEMENT	\$ 873.60	0.01%
335 VEHICLE EXPENSE	\$ 107,535.81	0.79%
340 OPERATING MATERIALS & SUPPLIES	\$ 42,274.33	0.31%
341 MEDICAL/EMS SUPPLIES	\$ 1,544.45	0.01%
345 PUBLIC INFORMATION & EDUCATION	\$ 6,315.01	0.05%
350 REPAIR & MAINT SUPPLIES	\$ 28,570.82	0.21%
355 EQUIPMENT OPERATING EXPENSE	\$ 25,537.96	0.19%
360 BUILDING REPAIRS & MAINTENANCE	\$ 15,938.82	0.12%
363 COMMUNICATIONS EXPENSE	\$ 5,800.80	0.04%
365 TELEPHONE & UTILITIES	\$ 141,159.23	1.03%
381 SAFETY & HEALTH PROGRAMS	\$ 28.00	0.00%
397 GASOLINE/DIESEL FUEL	\$ 85,688.59	0.63%
<b>TOTAL OPERATING EXPENSES</b>	<b>\$ 614,052.29</b>	<b>4.49%</b>
370 ROADWAY SUPPLIES	\$ 108,497.98	0.79%
371 POLES & LIGHTS REPLACE STOCK	\$ 10,612.01	0.08%
375 ROAD MAINTENANCE	\$ 14,159.66	0.10%
<b>TOTAL ROADWAY &amp; ROAD RELATED EXPENSES (NON-CAPITAL)</b>	<b>\$ 133,269.65</b>	<b>0.97%</b>
380 EMPLOYEE RECOG & MEMORIALS	\$ 1,113.58	0.01%
384 INVESTIGATIVE SUPPLIES	\$ 11,402.60	0.08%
386 NUTRITION PROGRAM	\$ 2,157.21	0.02%
387 PROGRAM EXPENSES (SENIOR/REC)	\$ 6,807.19	0.05%
389 NEIGHBORHOOD ENGAGEMENT	\$ (1,500.00)	-0.01%
390 OTHER	\$ 27,779.24	0.20%
391 VOLUNTEER PROGRAM EXP	\$ 26.00	0.00%
395 EQUIPMENT REPLACEMENT RESERVE	\$ 1,335.00	0.01%
<b>TOTAL MISCELLANEOUS PROGRAMS EXPENSE</b>	<b>\$ 49,120.82</b>	<b>0.36%</b>
505 LEASE/RENTAL COSTS	\$ 10,875.84	0.08%
570 TECHNOLOGY ISF ALLOCATION - OPERATING	\$ 634,240.04	4.63%
571 MPSIS ALLOCATION	\$ 200,004.26	1.46%
572 INSURANCE ISF ALLOCATION	\$ 286,521.04	2.09%
573 TECHNOLOGY ISF ALLOCATION - CAPITAL	\$ 45,272.46	0.33%
<b>TOTAL ALLOCATED CHARGES</b>	<b>\$ 1,176,913.64</b>	<b>8.60%</b>
730 ILLEGAL TAXES, REFUND OF TAXES	\$ 26,674.52	0.19%
991 BAD DEBT EXPENSE	\$ (2,878.27)	-0.02%
<b>TOTAL MISCELLANEOUS - NON DEPARTMENTAL</b>	<b>\$ 23,796.25</b>	<b>0.17%</b>

**SUPPLEMENTAL EXPENDITURE REPORT TO THE FINANCE COMMITTEE**  
**General Fund By Object Code - Sorted by Percentage**

	<b>6/30/2025</b>	<b>% of</b>
	<b>YTD Actual</b>	<b>Total</b>
110 SALARIES & WAGES	\$ 6,079,713.74	44.41%
160 HEALTH INS	\$ 1,412,604.86	10.32%
132 WRS	\$ 746,308.42	5.45%
270 FITCHRONA EMS CONTRIBUTION	\$ 1,219,145.00	8.90%
570 TECHNOLOGY ISF ALLOCATION - OPERATING	\$ 634,240.04	4.63%
131 FICA	\$ 520,599.56	3.80%
115 OVERTIME WAGES	\$ 420,576.24	3.07%
572 INSURANCE ISF ALLOCATION	\$ 286,521.04	2.09%
150 POC SERVICES	\$ 258,224.27	1.89%
571 MPSIS ALLOCATION	\$ 200,004.26	1.46%
120 PT/LTE/SEASONAL WAGES	\$ 171,383.44	1.25%
245 COMPUTER RELATED REP & MAINT	\$ 153,423.25	1.12%
365 TELEPHONE & UTILITIES	\$ 141,159.23	1.03%
370 ROADWAY SUPPLIES	\$ 108,497.98	0.79%
335 VEHICLE EXPENSE	\$ 107,535.81	0.79%
220 STREET LIGHT SERVICE - MG&E	\$ 105,894.79	0.77%
290 OTHER CONTRACTURAL SERVICES	\$ 108,037.70	0.79%
397 GASOLINE/DIESEL FUEL	\$ 85,688.59	0.63%
163 DENTAL INS	\$ 78,006.67	0.57%
189 EMPLOYEE RETIREMENT RESERVE	\$ 63,669.04	0.47%
325 TRAINING & STAFF DEVELOPMENT	\$ 72,833.75	0.53%
135 LONGEVITY BENEFIT	\$ 54,172.50	0.40%
240 REPAIRS & MAINT - BY OTHERS	\$ 42,472.15	0.31%
269 DANE CO CAD	\$ 39,351.90	0.29%
573 TECHNOLOGY ISF ALLOCATION - CAPITAL	\$ 45,272.46	0.33%
320 PUBLICATIONS, DUES & SUBSCRIPT	\$ 38,059.23	0.28%
340 OPERATING MATERIALS & SUPPLIES	\$ 42,274.33	0.31%
212 AUDIT & FINANCIAL CONSULTING	\$ 35,853.50	0.26%
390 OTHER	\$ 27,779.24	0.20%
210 PROFESSIONAL SERVICES	\$ 27,518.73	0.20%
164 TAXABLE CLOTHING ALLOWANCE	\$ 24,750.00	0.18%
355 EQUIPMENT OPERATING EXPENSE	\$ 25,537.96	0.19%
289 GOLF COURSE MAINTENANCE	\$ 27,506.00	0.20%
350 REPAIR & MAINT SUPPLIES	\$ 28,570.82	0.21%
190 HOLIDAY PREMIUM	\$ 32,481.52	0.24%
730 ILLEGAL TAXES, REFUND OF TAXES	\$ 26,674.52	0.19%
323 UNIFORMS	\$ 15,033.50	0.11%
310 OFFICE SUPPLIES & POSTAGE	\$ 16,279.63	0.12%
250 PUBLIC NOTICES & ADVERTISEMENT	\$ 14,838.86	0.11%
161 LIFE INS	\$ 12,631.33	0.09%
505 LEASE/RENTAL COSTS	\$ 10,875.84	0.08%
371 POLES & LIGHTS REPLACE STOCK	\$ 10,612.01	0.08%
384 INVESTIGATIVE SUPPLIES	\$ 11,402.60	0.08%
203 OUTSIDE LEGAL COUNSEL	\$ 12,530.38	0.09%
360 BUILDING REPAIRS & MAINTENANCE	\$ 15,938.82	0.12%
191 ON CALL PAY	\$ 8,289.91	0.06%
363 COMMUNICATIONS EXPENSE	\$ 5,800.80	0.04%
252 RECRUITMENT & TEST - FD	\$ 5,624.08	0.04%
225 STREET LIGHT MAINTENANCE	\$ 4,320.00	0.03%
387 PROGRAM EXPENSES (SENIOR/REC)	\$ 6,807.19	0.05%
345 PUBLIC INFORMATION & EDUCATION	\$ 6,315.01	0.05%
327 YMCA MEMBERSHIPS	\$ 3,371.00	0.02%
324 PROTECTIVE GEAR	\$ 6,501.46	0.05%
311 POSTAGE CLEARING	\$ (589.10)	0.00%
165 EMPLOYEE REFERRALS	\$ 2,500.00	0.02%
386 NUTRITION PROGRAM	\$ 2,157.21	0.02%
265 WEIGHTS & MEASURES	\$ 6,000.00	0.04%
251 RECRUITMENT & TEST - PD	\$ 2,140.59	0.02%
125 SHIFT DIFFERENTIAL	\$ 1,560.50	0.01%
395 EQUIPMENT REPLACEMENT RESERVE	\$ 1,335.00	0.01%
326 TUITION REIMBURSEMENT	\$ 1,295.40	0.01%
380 EMPLOYEE RECOG & MEMORIALS	\$ 1,113.58	0.01%
230 TRAFFIC SIGNAL MAINTENANCE	\$ 1,058.40	0.01%
341 MEDICAL/EMS SUPPLIES	\$ 1,544.45	0.01%
330 VEHICLE USE REIMBURSEMENT	\$ 873.60	0.01%
253 RECRUITMENT & TEST - HIGHWAY	\$ 316.00	0.00%
375 ROAD MAINTENANCE	\$ 14,159.66	0.10%
381 SAFETY & HEALTH PROGRAMS	\$ 28.00	0.00%
391 VOLUNTEER PROGRAM EXP	\$ 26.00	0.00%
389 NEIGHBORHOOD ENGAGEMENT	\$ (1,500.00)	-0.01%
991 BAD DEBT EXPENSE	\$ (2,878.27)	-0.02%
<b>TOTAL SALARIES, WAGES &amp; DIRECT FRINGE BENEFITS</b>	\$ 9,887,472.00	72.22%
<b>TOTAL CONTRACTUAL SERVICES</b>	\$ 1,806,031.33	13.19%
<b>TOTAL OPERATING EXPENSES</b>	\$ 614,052.29	4.49%
<b>TOTAL ROADWAY &amp; ROAD RELATED EXPENSES (NON-CAPITAL)</b>	\$ 133,269.65	0.97%
<b>TOTAL MISCELLANEOUS PROGRAMS EXPENSE</b>	\$ 49,120.82	0.36%
<b>TOTAL ALLOCATED CHARGES</b>	\$ 1,176,913.64	8.60%
<b>TOTAL MISCELLANEOUS - NON DEPARTMENTAL</b>	\$ 23,796.25	0.17%
<b>Total</b>	\$ 13,690,655.98	100.00%

**City of Fitchburg  
Other Governmental Fund Type Summaries  
6/30/2025**

**Special Revenue Funds**

	<u>Beginning Fund Balance</u>	<u>Revenues and Sources of Funds</u>	<u>Expenditures and Uses of Funds</u>	<u>Current Ending Fund Balance</u>
Grants/Donations	\$ 107,177.44 (a)	\$ 63,532.67	\$ (25,797.27)	\$ 144,912.84 (a)
Park Dedication-prior	\$ 854,849.78	\$ 19,374.55	\$ -	\$ 874,224.33
Park Dedication-new	\$ 4,814,579.18	\$ 2,392,286.21	\$ (234,017.94)	\$ 6,972,847.45
Refuse & Recycling	\$ 612,622.70	\$ 1,652,292.30 (c)	\$ (711,000.11)	\$ 1,553,914.89 (c)
Asset Forfeiture	\$ 20,011.90	\$ 2,685.25	\$ (16,266.90)	\$ 6,430.25
Community Wellbeing	\$ 20,198.65	\$ 543.14	\$ -	\$ 20,741.79
CEDA	\$ 1,033,021.44 (d)	\$ 90,034.83	\$ (101,595.41)	\$ 1,021,460.86 (d)
Affordable Housing	\$ 10,156,701.82	\$ 229,612.87	\$ (54,428.00)	\$ 10,331,886.69
Cemetery	\$ 170,999.38	\$ 10,819.72	\$ -	\$ 181,819.10
ARPA Funds	\$ 300,057.00	\$ 767,575.83	\$ (33,624.24)	\$ 1,034,008.59 (k)
TID Closure	\$ 5,969,734.95	\$ 136,212.54	\$ (89,243.24)	\$ 6,016,704.25 (k)
Transit	\$ 256,018.76	\$ 1,084,340.95	\$ (508,797.73)	\$ 831,561.98 (k)
Library	\$ 1,020,838.89	\$ 2,537,181.37 (e)	\$ (1,377,058.92)	\$ 2,180,961.34 (e)
	<u>\$ 25,336,811.89</u>	<u>\$ 8,986,492.23</u>	<u>\$ (3,151,829.76)</u>	<u>\$ 31,171,474.36</u>

**Debt Service Funds**

	<u>Beginning Fund Balance</u>	<u>Revenues and Sources of Funds</u>	<u>Expenditures and Uses of Funds</u>	<u>Current Ending Fund Balance</u>
Debt Service	\$ 765,960.33	\$ 6,903,673.30 (e)	\$ (3,239,392.54)	\$ 4,430,241.09 (f)

**Capital Projects Funds**

	<u>Beginning Fund Balance</u>	<u>Revenues and Sources of Funds</u>	<u>Expenditures and Uses of Funds</u>	<u>Current Ending Fund Balance</u>
Capital Projects	\$ 35,399,478.75	\$ 7,461,307.71 (e)	\$ (7,039,896.97)	\$ 35,820,889.49
TID 4	\$ 182,113.67	\$ 3,972.85 (e)	\$ (29,588.23)	\$ 156,498.29
TID 6	\$ -	\$ - (e)	\$ -	\$ -
TID 9	\$ 5,592,252.27	\$ 2,803,890.15 (e)	\$ (1,141,926.41)	\$ 7,254,216.01
TID 10	\$ 17,104.89	\$ 1,715,804.98	\$ (747,309.24)	\$ 985,600.63 (g)
TID 11	\$ (36,083.02)	\$ 11.08	\$ (718.93)	\$ (36,790.87) (g)
TID 12	\$ 1,563,378.87	\$ 2,202,061.96	\$ (497,907.58)	\$ 3,267,533.25
TID 13	\$ (180,040.39)	\$ 560,052.41	\$ (223,745.95)	\$ 156,266.07 (g)
TID 14	\$ (27,534.76)	\$ 106,843.58	\$ (2,854.39)	\$ 76,454.43 (g)
TID 15	\$ -	\$ 3.82	\$ (17.75)	\$ (13.93)
TID 16	\$ (17,867.97)	\$ 20.41	\$ (7,792.61)	\$ (25,640.17) (g)
TID 17	\$ (24,335.08)	\$ 17,228.52	\$ (8,062.05)	\$ (15,168.61) (g)
TID 18	\$ (22,600.77)	\$ 260.88	\$ (1,336.72)	\$ (23,676.61) (g)
	<u>\$ 42,510,670.28</u>	<u>\$ 14,853,948.54</u>	<u>\$ (9,683,965.45)</u>	<u>\$ 47,680,653.37</u>

**Internal Service Funds**

	<u>Beginning Fund Balance</u>	<u>Revenues and Sources of Funds</u>	<u>Expenditures and Uses of Funds</u>	<u>Current Ending Fund Balance</u>
Technology	\$ 1,128,427.43	\$ 971,316.73 (h)	\$ (786,035.89)	\$ 1,313,708.27 (i)
Insurance/Risk Mgmt	\$ 553,525.88	\$ 367,492.58 (h)	\$ (508,173.81)	\$ 412,844.65 (j)
	<u>\$ 1,681,953.31</u>	<u>\$ 1,338,809.31</u>	<u>\$ (1,294,209.70)</u>	<u>\$ 1,726,552.92</u>

**Notes:**

- (a) - full amount restricted based on donor/grantee requirements
- (c) - most of the revenue for this fund is garbage charges on the property tax bills and settled in January/February
- (d) - see CEDA report for categories of fund balance by assignment
- (e) - most of the revenue for this fund is levied on the property tax bills and settled in January/February
- (f) - debt payments occur throughout the year and the ending fund balance is mostly restricted
- (g) - TID is at a loss, which is common for the first couple years of the TID based on the timing of tax increment. An advance from the General Fund is posted and is expected to be paid back when increment is available.
- (i) - Much of this balance is assigned to future equipment replacement, based on accumulated depreciation charged to departments throughout the years.
- (j) - Most premiums paid at beginning of year but collected from departments monthly.
- (k) - Most of the funding was classified as unearned revenue (liability account) as of 12/31/24. Reclassified to revenue in 2025, but may need to be revised at end of year based on actual grant expenditures.

**CITY OF FITCHBURG  
REVENUES WITH COMPARISON TO BUDGET  
FOR THE 6 MONTHS ENDING JUNE 30, 2025**

**GENERAL FUND**

	BUDGET	PERIOD ACTUAL	YTD ACTUAL	VARIANCE	% OF BUDGET	PRIOR YTD
<u>TAXES</u>						
100-4111-000 LOCAL PROPERTY TAXES	20,558,488.00	.00	20,558,488.00	.00	100.00	20,074,291.00
100-4111-999 BAD DEBT EXPENSE - DEL PP TAX	( 5,000.00)	.00	.00	( 5,000.00)	.00	.00
100-4114-000 MOBILE HOME/MISC TAXES	2,000.00	83.27	1,205.74	794.26	60.29	1,447.48
100-4121-000 HOTEL ROOM TAX - GENERAL FUND	38,150.00	.00	5,921.00	32,229.00	15.52	6,123.67
100-4131-000 TAX EQUIVALENT-UTILITY	790,000.00	192,354.00	384,708.00	405,292.00	48.70	374,386.00
100-4180-000 INTEREST ON DELINQUENT PP TAX	1,000.00	.00	380.18	619.82	38.02	3,177.84
100-4180-100 USE VALUE PENALTIES-CITY SHARE	20,000.00	.00	47,136.44	( 27,136.44)	235.68	18,324.89
100-4180-200 INTEREST ON DELINQ ROOM TAX	.00	.00	268.17	( 268.17)	.00	371.83
<b>TOTAL TAXES</b>	<b>21,404,638.00</b>	<b>192,437.27</b>	<b>20,998,107.53</b>	<b>406,530.47</b>	<b>98.10</b>	<b>20,478,122.71</b>
<u>INTERGOVERNMENTAL REVENUES</u>						
100-4321-500 OTHER FED LAW ENFORCE GRANT	102,000.00	.00	7,208.90	94,791.10	7.07	4,413.00
100-4330-000 FEDERAL LAND AIDS	1,700.00	.00	.00	1,700.00	.00	1,671.00
100-4341-000 STATE SHARED REVENUES	1,576,885.00	.00	.00	1,576,885.00	.00	.00
100-4342-000 FIRE INSURANCE TAXES (2% DUES)	200,000.00	.00	.00	200,000.00	.00	.00
100-4351-400 STATE GRANT POLICE	.00	.00	.00	.00	.00	720.00
100-4351-900 STATE GRANT - MISC	27,646.00	.00	.00	27,646.00	.00	6,820.00
100-4353-000 STATE HIGHWAY AIDS	2,575,000.00	.00	1,311,200.62	1,263,799.38	50.92	1,179,124.12
100-4354-000 EXEMPT COMPUTER AID	477,600.00	.00	.00	477,600.00	.00	.00
100-4359-000 EXEMPT PERSONAL PROPERTY AID	475,695.00	.00	475,697.56	( 2.56)	100.00	132,720.52
100-4359-001 FRANCHISE FEE REDUCTION AID	63,196.00	.00	.00	63,196.00	.00	.00
100-4359-002 HIGH VOLTAGE ENVIRON IMPACT	3,784.00	.00	3,784.00	.00	100.00	3,784.00
100-4361-000 PAYMENTS FOR MUNICIPAL SERVICE	47,000.00	.00	.00	47,000.00	.00	.00
100-4362-000 STATE LAND AIDS	35,000.00	30.00	33,411.44	1,588.56	95.46	35,732.43
100-4374-000 SENIOR REIMBURSEMENTS-COUNTY	141,852.00	1,132.10	6,744.74	135,107.26	4.75	40,532.94
100-4377-100 MISC COUNTY GRANTS	25,000.00	1,150.00	26,242.00	( 1,242.00)	104.97	25,096.90
<b>TOTAL INTERGOVERNMENTAL REVE</b>	<b>5,752,358.00</b>	<b>2,312.10</b>	<b>1,864,289.26</b>	<b>3,888,068.74</b>	<b>32.41</b>	<b>1,430,614.91</b>
<u>LICENSE AND PERMITS</u>						
100-4410-000 BUSINESS & OCCUPATIONAL LIC	60,000.00	10,585.00	78,445.00	( 18,445.00)	130.74	50,382.00
100-4420-000 NON BUSINESS LICENSES	10,000.00	263.25	8,258.90	1,741.10	82.59	7,534.92
100-4430-000 BLDG PERMIT & INSPECTION FEES	380,000.00	88,238.82	528,485.93	( 148,485.93)	139.08	529,300.66
100-4430-100 COMMERCIAL PLAN REVIEW FEES	8,000.00	1,083.29	6,016.79	1,983.21	75.21	3,935.00
100-4440-000 ZONING PERMITS & FEES	180,000.00	36,772.15	214,235.20	( 34,235.20)	119.02	212,392.41
100-4490-000 OTHER REGULATION & COMPLIANCE	40,000.00	3,380.00	43,132.50	( 3,132.50)	107.83	31,879.00
100-4490-100 CABLE FRANCHISE FEES - AT&T	15,000.00	.00	3,999.61	11,000.39	26.66	5,261.61
100-4490-200 CABLE FRANCHISE FEES - TDS	11,000.00	.00	3,423.52	7,576.48	31.12	2,810.54
100-4490-300 CABLE FRANCHISE FEES - CHARTER	170,000.00	.00	37,878.56	132,121.44	22.28	41,264.00
<b>TOTAL LICENSE AND PERMITS</b>	<b>874,000.00</b>	<b>140,322.51</b>	<b>923,876.01</b>	<b>( 49,876.01)</b>	<b>105.71</b>	<b>884,760.14</b>

**CITY OF FITCHBURG  
REVENUES WITH COMPARISON TO BUDGET  
FOR THE 6 MONTHS ENDING JUNE 30, 2025**

**GENERAL FUND**

	BUDGET	PERIOD ACTUAL	YTD ACTUAL	VARIANCE	% OF BUDGET	PRIOR YTD
<u>FINES, FORFEITS AND PENALTIES</u>						
100-4510-000 LAW & ORDINANCE VIOLATIONS	175,000.00	29,120.36	188,337.84	( 13,337.84)	107.62	130,625.63
TOTAL FINES, FORFEITS AND PENALT	175,000.00	29,120.36	188,337.84	( 13,337.84)	107.62	130,625.63
<u>PUBLIC CHARGES FOR SERVICES</u>						
100-4610-100 GENERAL GOVERNMENT CHARGES	20,000.00	1,863.00	10,390.00	9,610.00	51.95	10,037.42
100-4621-100 PUBLIC SAFETY CHARGES	28,500.00	80.30	2,297.67	26,202.33	8.06	6,597.57
100-4621-240 PUBLIC SAFETY CHARGES-BI	.00	1,329.68	26,423.49	( 26,423.49)	.00	.00
100-4622-210 PUB SAFETY CHG-BCKGRND CHECK	500.00	14.00	182.00	318.00	36.40	224.00
100-4631-100 ENGINEERING CHARGES TO OTHERS	13,100.00	3,603.35	12,670.27	429.73	96.72	4,508.21
100-4672-100 RECREATION FEES	222,000.00	8,796.43	71,940.20	150,059.80	32.41	96,764.01
100-4672-200 PARK SHELTER RENTAL FEES	75,000.00	6,104.84	67,949.97	7,050.03	90.60	68,297.37
100-4672-300 SENIOR PROGRAM FEES	48,000.00	4,289.00	23,559.08	24,440.92	49.08	25,667.95
100-4672-301 SENIOR ROOM FEES	500.00	.00	.00	500.00	.00	320.00
100-4690-000 OTHER PUBLIC CHGS FOR SERVICE	3,000.00	1,621.30	3,466.50	( 466.50)	115.55	3,256.50
TOTAL PUBLIC CHARGES FOR SERVI	410,600.00	27,701.90	218,879.18	191,720.82	53.31	215,673.03
<u>INTERGOV CHARGES FOR SERVICES</u>						
100-4730-102 DANECOM REIMBURSEMENT	9,000.00	.00	27,442.65	( 18,442.65)	304.92	6,360.00
100-4740-100 ADMIN CHARGES TO UTILITIES	232,000.00	58,000.00	116,000.00	116,000.00	50.00	70,750.00
100-4740-250 ADMINSTRATIVE CHGS TO LIBRARY	245,200.00	.00	245,200.00	.00	100.00	225,200.00
TOTAL INTERGOV CHARGES FOR SE	486,200.00	58,000.00	388,642.65	97,557.35	79.93	302,310.00
<u>MISCELLANEOUS REVENUE</u>						
100-4810-100 INTEREST ON TEMP INVESTMENTS	125,000.00	117,175.26	718,556.62	( 593,556.62)	574.85	837,814.64
100-4810-101 INTEREST ON INTERNAL ADVANCE	5,000.00	.00	.00	5,000.00	.00	.00
100-4810-200 INTEREST ON DELINQ S/A & ACCTS	400.00	.00	159.77	240.23	39.94	348.92
100-4820-200 BUILDING RENTALS	24,000.00	836.99	7,687.17	16,312.83	32.03	13,589.55
100-4820-401 LEASE REVENUE-FIRE STATION #1	17,940.00	.00	17,943.65	( 3.65)	100.02	17,766.02
100-4830-200 SR SUBSCRIPTIONS & AD SALES	4,500.00	.00	.00	4,500.00	.00	4,035.00
100-4830-500 MAINT FACILITY REIMB UD#1	2,600.00	572.20	1,155.38	1,444.62	44.44	869.61
100-4830-600 SUD REIMBURSEMENT FOR HWY WO	33,200.00	.00	.00	33,200.00	.00	.00
100-4850-000 DONATIONS	15,370.00	87.52	2,745.11	12,624.89	17.86	2,672.39
100-4860-000 PCARD REBATE	20,000.00	.00	13,476.92	6,523.08	67.38	14,211.19
100-4890-000 MISCELLANEOUS INCOME	1,200.00	.00	1,521.82	( 321.82)	126.82	2,604.20
100-4890-100 WORKER'S COMP REIMBURSEMENT	.00	.00	556.77	( 556.77)	.00	1,239.59
100-4890-300 WPRO TICKET COMMISSION	50.00	113.84	182.04	( 132.04)	364.08	204.00
100-4890-550 ACCIDENT RECOVERIES	13,000.00	.00	62,894.73	( 49,894.73)	483.81	51,511.80
100-4890-600 SALE OF FIXED ASSETS	.00	2,067.50	2,067.50	( 2,067.50)	.00	6,780.69
TOTAL MISCELLANEOUS REVENUE	262,260.00	120,853.31	828,947.48	( 566,687.48)	316.08	953,647.60

**CITY OF FITCHBURG  
REVENUES WITH COMPARISON TO BUDGET  
FOR THE 6 MONTHS ENDING JUNE 30, 2025**

**GENERAL FUND**

	BUDGET	PERIOD ACTUAL	YTD ACTUAL	VARIANCE	% OF BUDGET	PRIOR YTD
<u>OTHER FINANCING SOURCES</u>						
100-4922-225 TRANSFER FROM CEDA	63,690.00	15,923.00	31,846.00	31,844.00	50.00	30,440.00
100-4922-300 TRANSFER BRUSH COLLECTION REI	20,000.00	5,000.00	10,000.00	10,000.00	50.00	10,000.00
100-4924-000 TRANSFER FROM CAP PROJ	13,260.00	.00	13,260.00	.00	100.00	319,660.00
100-4924-213 TRANS FROM RECY - RENT	2,513.00	628.00	1,257.00	1,256.00	50.02	1,258.00
100-4925-602 UTILITY DIST #1 - RENT	51,667.00	12,916.75	25,833.50	25,833.50	50.00	25,833.50
100-4925-604 RENT - SUD	2,513.00	628.00	1,257.00	1,256.00	50.02	1,257.00
100-4930-100 FUND BAL APPLIED	6,589,174.00	.00	.00	6,589,174.00	.00	.00
<b>TOTAL OTHER FINANCING SOURCES</b>	<b>6,742,817.00</b>	<b>35,095.75</b>	<b>83,453.50</b>	<b>6,659,363.50</b>	<b>1.24</b>	<b>388,448.50</b>
<b>TOTAL FUND REVENUE</b>	<b>36,107,873.00</b>	<b>605,843.20</b>	<b>25,494,533.45</b>	<b>10,613,339.55</b>	<b>70.61</b>	<b>24,784,202.52</b>

**CITY OF FITCHBURG  
EXPENDITURES WITH COMPARISON TO BUDGET  
FOR THE 6 MONTHS ENDING JUNE 30, 2025**

**GENERAL FUND**

	BUDGET	PERIOD ACTUAL	YTD ACTUAL	UNEXPENDED	% OF BUDGET	PRIOR YTD
<u>MAYOR &amp; COMMON COUNCIL</u>						
100-5110-110 SALARIES & WAGES - MAYOR & CC	50,500.00	3,500.04	21,211.78	29,288.22	42.00	20,096.39
100-5110-131 FICA	3,863.00	267.76	1,622.76	2,240.24	42.01	1,537.37
100-5110-310 OFFICE SUPPLIES & POSTAGE	500.00	80.00	126.96	373.04	25.39	65.02
100-5110-320 PUBLICATIONS & DUES	21,200.00	.00	18,795.13	2,404.87	88.66	17,250.27
100-5110-325 TRAINING & TRAVEL	4,950.00	.00	1,276.86	3,673.14	25.80	1,033.39
100-5110-330 VEHICLE USE REIMBURSEMENT	110.00	.00	.00	110.00	.00	.00
100-5110-340 OPERATING MATERIALS & SUPPLIES	1,650.00	.00	248.81	1,401.19	15.08	166.14
100-5110-345 PUBLIC INFORMATION & EDUCATION	1,500.00	.00	.00	1,500.00	.00	.00
100-5110-570 IT OPERATING ISF ALLOCATION	9,575.00	797.92	4,787.52	4,787.48	50.00	4,365.00
100-5110-572 INSURANCE ISF ALLOCATION	515.00	42.92	257.52	257.48	50.00	255.00
100-5110-573 IT CAPITAL ISF ALLOCATION	310.00	25.83	154.98	155.02	49.99	139.98
<b>TOTAL MAYOR &amp; COMMON COUNCIL</b>	<b>94,673.00</b>	<b>4,714.47</b>	<b>48,482.32</b>	<b>46,190.68</b>	<b>51.21</b>	<b>44,908.56</b>
<u>ADMINISTRATOR</u>						
100-5115-110 SALARIES & WAGES-ADMIN	396,084.00	29,489.68	182,953.44	213,130.56	46.19	181,926.85
100-5115-115 OVERTIME	.00	.00	.00	.00	.00	257.75
100-5115-131 FICA	30,393.00	2,186.60	13,534.60	16,858.40	44.53	13,322.98
100-5115-132 WRS	27,612.00	2,048.37	12,763.88	14,848.12	46.23	12,657.12
100-5115-135 LONGEVITY	1,125.00	.00	1,125.00	.00	100.00	1,080.00
100-5115-160 HEALTH INS	73,107.00	5,984.61	36,164.16	36,942.84	49.47	33,715.80
100-5115-161 LIFE INS	816.00	86.87	526.72	289.28	64.55	398.16
100-5115-162 DISABILITY INS	1,200.00	.00	.00	1,200.00	.00	.00
100-5115-163 DENTAL INS	4,114.00	327.17	1,977.07	2,136.93	48.06	1,959.12
100-5115-190 ADMIN HOLIDAY PREMIUM	91.00	85.00	85.00	6.00	93.41	73.10
100-5115-245 SOFTWARE, SUBSCRIPTIONS, MAINT	125.00	.00	119.40	5.60	95.52	119.40
100-5115-310 OFFICE SUPPLIES & POSTAGE	350.00	1.38	20.70	329.30	5.91	91.61
100-5115-320 PUBLICATIONS & DUES	2,500.00	.00	1,029.00	1,471.00	41.16	1,170.84
100-5115-325 TRAINING & TRAVEL	8,000.00	.00	2,216.00	5,784.00	27.70	2,366.95
100-5115-330 VEHICLE USE REIMBURSEMENT	1,100.00	.00	157.50	942.50	14.32	159.46
100-5115-340 OPERATING MATERIALS & SUPP	300.00	.00	.00	300.00	.00	.00
100-5115-345 PUBLIC INFORMATION & EDUCATION	9,200.00	120.00	141.10	9,058.90	1.53	.00
100-5115-355 EQUIPMENT OPERATING EXPENSE	100.00	.00	.00	100.00	.00	116.99
100-5115-397 GASOLINE/DIESEL FUEL	.00	.00	35.35	( 35.35)	.00	.00
100-5115-505 LEASE/RENTAL COSTS	50.00	.00	.00	50.00	.00	1.12
100-5115-570 IT OPERATING ISF ALLOCATION	25,250.00	2,104.17	12,625.02	12,624.98	50.00	8,445.00
100-5115-572 INSURANCE ISF ALLOCATION	3,330.00	277.50	1,665.00	1,665.00	50.00	1,600.02
100-5115-573 IT CAPITAL ISF ALLOCATION	925.00	77.08	462.48	462.52	50.00	417.48
<b>TOTAL ADMINISTRATOR</b>	<b>585,772.00</b>	<b>42,788.43</b>	<b>267,601.42</b>	<b>318,170.58</b>	<b>45.68</b>	<b>259,879.75</b>

**CITY OF FITCHBURG  
EXPENDITURES WITH COMPARISON TO BUDGET  
FOR THE 6 MONTHS ENDING JUNE 30, 2025**

**GENERAL FUND**

	BUDGET	PERIOD ACTUAL	YTD ACTUAL	UNEXPENDED	% OF BUDGET	PRIOR YTD
<u>MUNICIPAL COURT</u>						
100-5120-110 SALARIES & WAGES - MUN COURT	134,517.00	10,643.46	64,685.37	69,831.63	48.09	61,961.89
100-5120-120 PT/LTE/SEASONAL WAGES	5,994.00	.00	195.84	5,798.16	3.27	223.58
100-5120-131 FICA	10,814.00	746.29	4,621.19	6,192.81	42.73	4,466.08
100-5120-132 WRS	5,981.00	457.36	2,775.44	3,205.56	46.40	2,719.69
100-5120-135 LONGEVITY BENEFIT	855.00	.00	855.00	.00	100.00	810.00
100-5120-160 HEALTH INS	24,369.00	2,030.76	12,184.56	12,184.44	50.00	11,270.79
100-5120-161 LIFE INS	227.00	11.52	69.12	157.88	30.45	65.69
100-5120-162 DISABILITY INS	400.00	.00	.00	400.00	.00	.00
100-5120-163 DENTAL INS	2,057.00	166.54	999.24	1,057.76	48.58	981.43
100-5120-245 SOFTWARE, SUBSCRIPTIONS, MAINT	605.00	.00	.00	605.00	.00	.00
100-5120-290 OTHER CONTRACTUAL SERVICES	3,000.00	202.92	1,996.27	1,003.73	66.54	1,622.44
100-5120-310 OFFICE SUPPLIES & POSTAGE	3,400.00	40.02	1,633.99	1,766.01	48.06	1,342.11
100-5120-320 PUBLICATIONS & DUES	190.00	.00	260.00 (	70.00)	136.84	190.00
100-5120-325 TRAINING & TRAVEL	2,285.00	.00	800.00	1,485.00	35.01	938.00
100-5120-330 VEHICLE USE REIMBURSEMENT	285.00	.00	.00	285.00	.00	.00
100-5120-340 OPERATING MATERIALS & SUPPLIES	2,810.00	5.00	939.00	1,871.00	33.42	750.00
100-5120-390 OTHER - DOT SUSPENSION FEES	2,000.00	.00	1,254.00	746.00	62.70	.00
100-5120-505 LEASE/RENTAL COSTS	200.00	.00	.00	200.00	.00	148.24
100-5120-570 IT OPERATING ISF ALLOCATION	17,235.00	1,436.25	8,617.50	8,617.50	50.00	8,140.02
100-5120-572 INSURANCE ISF ALLOCATION	1,240.00	103.33	619.98	620.02	50.00	622.50
100-5120-573 IT CAPITAL ISF ALLOCATION	925.00	77.08	462.48	462.52	50.00	417.48
<b>TOTAL MUNICIPAL COURT</b>	<b>219,389.00</b>	<b>15,920.53</b>	<b>102,968.98</b>	<b>116,420.02</b>	<b>46.93</b>	<b>96,669.94</b>
<u>LEGAL SERVICES</u>						
100-5130-110 SALARIES & WAGES - LEGAL DEPT	147,131.00	11,164.24	70,450.98	76,680.02	47.88	67,542.40
100-5130-131 FICA	11,256.00	833.90	5,128.27	6,127.73	45.56	4,864.29
100-5130-132 WRS	10,226.00	775.97	4,896.47	5,329.53	47.88	4,663.17
100-5130-160 HEALTH INS	24,369.00	1,926.19	11,949.87	12,419.13	49.04	11,191.82
100-5130-161 LIFE INS	141.00	12.47	77.38	63.62	54.88	60.23
100-5130-162 DISABILITY INS	400.00	.00	.00	400.00	.00	.00
100-5130-163 DENTAL INS	1,371.00	105.31	653.29	717.71	47.65	650.32
100-5130-203 OUTSIDE LEGAL COUNSEL	83,482.00	3,601.56	12,530.38	70,951.62	15.01	2,509.73
100-5130-210 OTHER PROFESSIONAL SERVICES	.00	.00	125.00 (	125.00)	.00	.00
100-5130-250 PUBLIC NOTICES & ADVERTISEMENT	.00	.00	33.19 (	33.19)	.00	.00
100-5130-320 PUBLICATIONS & DUES	1,675.00	.00	598.20	1,076.80	35.71	634.94
100-5130-325 TRAINING & TRAVEL	2,000.00	70.70	842.93	1,157.07	42.15	585.00
100-5130-330 VEHICLE USE REIMBURSEMENT	530.00	.00	82.60	447.40	15.58	312.22
100-5130-340 OPERATING MATERIALS & SUPPLIES	600.00	.00	349.25	250.75	58.21	.00
100-5130-570 IT OPERATING ISF ALLOCATION	6,030.00	502.50	3,015.00	3,015.00	50.00	3,257.52
100-5130-572 INSURANCE ISF ALLOCATION	1,450.00	120.83	724.98	725.02	50.00	739.98
100-5130-573 IT CAPITAL ISF ALLOCATION	310.00	25.83	154.98	155.02	49.99	139.98
<b>TOTAL LEGAL SERVICES</b>	<b>290,971.00</b>	<b>19,139.50</b>	<b>111,612.77</b>	<b>179,358.23</b>	<b>38.36</b>	<b>97,151.60</b>

**CITY OF FITCHBURG  
EXPENDITURES WITH COMPARISON TO BUDGET  
FOR THE 6 MONTHS ENDING JUNE 30, 2025**

**GENERAL FUND**

	BUDGET	PERIOD ACTUAL	YTD ACTUAL	UNEXPENDED	% OF BUDGET	PRIOR YTD
<u>CLERK'S OFFICE</u>						
100-5142-110 SALARIES & WAGES - CLERKS OFFC	276,803.00	21,320.50	131,230.63	145,572.37	47.41	125,162.85
100-5142-115 OVERTIME WAGES	5,250.00	.00	3,826.11	1,423.89	72.88	468.00
100-5142-120 PT/LTE/SEASONAL WAGES	57,387.00	.00	29,974.64	27,412.36	52.23	22,601.53
100-5142-131 FICA	21,757.00	1,521.25	9,833.40	11,923.60	45.20	9,081.70
100-5142-132 WRS	19,653.00	1,481.77	9,436.44	10,216.56	48.02	8,670.54
100-5142-135 LONGEVITY BENEFIT	720.00	.00	720.00	.00	100.00	675.00
100-5142-160 HEALTH INS	97,476.00	7,024.15	42,398.65	55,077.35	43.50	38,803.20
100-5142-161 LIFE INS	1,188.00	67.59	405.92	782.08	34.17	378.98
100-5142-162 DISABILITY INS	1,450.00	.00	.00	1,450.00	.00	.00
100-5142-163 DENTAL INS	5,485.00	378.98	2,287.77	3,197.23	41.71	2,577.39
100-5142-210 PROFESSIONAL SERVICES	12,745.00	.00	.00	12,745.00	.00	.00
100-5142-245 SOFTWARE, SUBSCRIPTIONS, MAINT	9,077.00	357.00	9,041.00	36.00	99.60	7,489.00
100-5142-250 PUBLIC NOTICES & ADVERTISEMENT	19,500.00	1,266.59	9,398.25	10,101.75	48.20	5,925.11
100-5142-290 OTHER CONTRACTUAL	1,080.00	32.00	193.62	886.38	17.93	160.00
100-5142-310 OFFICE SUPPLIES & POSTAGE	4,300.00	39.09	1,115.01	3,184.99	25.93	1,099.90
100-5142-320 PUBLICATIONS, DUES	620.00	.00	570.00	50.00	91.94	490.00
100-5142-325 TRAINING & TRAVEL	6,380.00	555.00	1,224.00	5,156.00	19.18	573.00
100-5142-330 VEHICLE USE REIMBURSEMENT	1,030.00	.00	80.50	949.50	7.82	.00
100-5142-340 OPERATING MATERIALS & SUPPLIES	120.00	.00	101.99	18.01	84.99	182.79
100-5142-355 EQUIPMENT OPERATING EXPENSE	.00	.00	.00	.00	.00	265.58
100-5142-390 ELECTION COSTS	53,645.00	720.00	26,525.24	27,119.76	49.45	47,273.08
100-5142-505 LEASE/RENTAL COSTS	3,015.00	502.92	1,605.84	1,409.16	53.26	1,348.02
100-5142-570 IT OPERATING ISF ALLOCATION	32,890.00	2,740.83	16,444.98	16,445.02	50.00	15,535.02
100-5142-572 INSURANCE ISF ALLOCATION	3,835.00	319.58	1,917.48	1,917.52	50.00	1,701.48
100-5142-573 IT CAPITAL ISF ALLOCATION	1,235.00	102.92	617.52	617.48	50.00	557.52
<b>TOTAL CLERK'S OFFICE</b>	<b>636,641.00</b>	<b>38,430.17</b>	<b>298,948.99</b>	<b>337,692.01</b>	<b>46.96</b>	<b>291,019.69</b>

**CITY OF FITCHBURG  
EXPENDITURES WITH COMPARISON TO BUDGET  
FOR THE 6 MONTHS ENDING JUNE 30, 2025**

**GENERAL FUND**

	BUDGET	PERIOD ACTUAL	YTD ACTUAL	UNEXPENDED	% OF BUDGET	PRIOR YTD
<u>HUMAN RESOURCES</u>						
100-5143-110 SALARIES & WAGES-HR	250,047.00	19,701.46	111,114.66	138,932.34	44.44	105,756.92
100-5143-120 PT/LTE/SEASONAL	430.00	28.28	28.28	401.72	6.58	639.72
100-5143-131 FICA	19,200.00	1,378.73	7,768.72	11,431.28	40.46	8,064.92
100-5143-132 WRS	17,416.00	1,369.24	7,760.07	9,655.93	44.56	8,051.50
100-5143-135 LONGEVITY	540.00	.00	540.00	.00	100.00	495.00
100-5143-160 HEALTH INS	73,107.00	5,882.91	35,040.51	38,066.49	47.93	29,505.68
100-5143-161 LIFE INS	670.00	39.04	233.89	436.11	34.91	209.04
100-5143-162 DISABILITY INS	1,115.00	.00	.00	1,115.00	.00	.00
100-5143-163 DENTAL INS	4,114.00	321.61	1,915.63	2,198.37	46.56	1,714.49
100-5143-165 EMPLOYEE REFERRAL BONUS	5,000.00	2,500.00	2,500.00	2,500.00	50.00	5,000.00
100-5143-210 PROFESSIONAL SERVICES	1,625.00	.00	190.59	1,434.41	11.73	1,650.00
100-5143-245 SOFTWARE, SUBSCRIPTIONS, MAINT	26,775.00	.00	26,436.60	338.40	98.74	31,160.28
100-5143-250 RECRUITMENT & TEST - GEN	5,060.00	7.00	2,178.11	2,881.89	43.05	1,560.64
100-5143-251 RECRUITMENT & TEST - PD	14,610.00	595.00	2,140.59	12,469.41	14.65	9,442.81
100-5143-252 RECRUITMENT & TEST - FD	11,640.00	35.00	5,624.08	6,015.92	48.32	705.48
100-5143-253 RECRUITMENT & TEST - HIGHWAY	1,815.00	.00	316.00	1,499.00	17.41	483.00
100-5143-290 OTHER CONTRACTUAL SERVICES	8,000.00	626.00	3,751.89	4,248.11	46.90	3,790.50
100-5143-310 OFFICE SUPPLIES & POSTAGE	500.00	19.37	479.70	20.30	95.94	395.58
100-5143-320 PUBLICATIONS, DUES	790.00	.00	485.00	305.00	61.39	474.00
100-5143-325 TRAINING & TRAVEL	4,230.00	1,632.76	3,218.17	1,011.83	76.08	2,902.25
100-5143-326 TUITION REIMBURSEMENT	1,505.00	.00	.00	1,505.00	.00	.00
100-5143-330 VEHICLE USE REIMBURSEMENT	230.00	.00	.00	230.00	.00	203.68
100-5143-340 OPERATING MATERIALS & SUPP	1,300.00	157.97	920.98	379.02	70.84	801.48
100-5143-355 EQUIPMENT OPERATING EXPENSE	2,000.00	329.96	1,552.46	447.54	77.62	1,159.30
100-5143-505 LEASE/RENTAL COSTS	200.00	.00	.00	200.00	.00	59.71
100-5143-570 IT OPERATING ISF ALLOCATION	23,810.00	1,984.17	11,905.02	11,904.98	50.00	10,000.02
100-5143-572 INSURANCE ISF ALLOCATION	2,610.00	215.83	1,314.98	1,295.02	50.38	1,196.52
100-5143-573 IT CAPITAL ISF ALLOCATION	1,235.00	102.92	617.52	617.48	50.00	417.48
<b>TOTAL HUMAN RESOURCES</b>	<b>479,574.00</b>	<b>36,927.25</b>	<b>228,033.45</b>	<b>251,540.55</b>	<b>47.55</b>	<b>225,840.00</b>

**CITY OF FITCHBURG  
EXPENDITURES WITH COMPARISON TO BUDGET  
FOR THE 6 MONTHS ENDING JUNE 30, 2025**

**GENERAL FUND**

	BUDGET	PERIOD ACTUAL	YTD ACTUAL	UNEXPENDED	% OF BUDGET	PRIOR YTD
<u>SUSTAINABILITY</u>						
100-5144-110 SALARIES & WAGES-SUSTAIN/HNI	119,632.00	9,074.36	54,184.46	65,447.54	45.29	16,929.86
100-5144-120 PT/LTE/SEASONAL	19,046.00	833.67	7,863.00	11,183.00	41.28	10,102.85
100-5144-131 FICA	10,609.00	740.05	4,597.74	6,011.26	43.34	1,883.01
100-5144-132 WRS	8,314.00	630.68	3,765.88	4,548.12	45.30	1,169.52
100-5144-140 PER DIEMS - COMMISSIONS & BDS	2,480.00	.00	.00	2,480.00	.00	25.00
100-5144-160 HEALTH INS	12,233.00	.00	3,058.32	9,174.68	25.00	5,639.85
100-5144-161 LIFE INS	86.00	7.68	46.08	39.92	53.58	16.45
100-5144-162 DISABILITY INS	381.00	.00	.00	381.00	.00	.00
100-5144-163 DENTAL INS	688.00	55.74	334.44	353.56	48.61	327.73
100-5144-210 PROFESSIONAL SERVICES	6,102.00	.00	3,162.50	2,939.50	51.83	38,431.40
100-5144-245 SOFTWARE, SUBSCRIPTIONS, MAINT	220.00	.00	215.66	4.34	98.03	.00
100-5144-320 PUBLICATIONS, DUES	725.00	.00	360.00	365.00	49.66	425.00
100-5144-325 TRAINING & TRAVEL	3,450.00	.00	697.70	2,752.30	20.22	340.35
100-5144-330 VEHICLE USE REIMBURSEMENT	540.00	.00	124.60	415.40	23.07	119.26
100-5144-340 OPERATING MATERIALS & SUPP	2,650.00	20.82	20.82	2,629.18	.79	.00
100-5144-345 PUBLIC INFORMATION & EDUCATION	1,250.00	.00	.00	1,250.00	.00	.00
100-5144-355 EQUIPMENT OPERATING EXPENSE	50.00	.00	.00	50.00	.00	.00
100-5144-389 HNI GRANTS TO OTHERS	68,697.00	.00 (	1,500.00)	70,197.00 (	2.18)	1,000.00
100-5144-570 IT OPERATING ISF ALLOCATION	9,635.00	802.92	4,817.52	4,817.48	50.00	3,547.50
100-5144-572 INSURANCE ISF ALLOCATION	3,060.00	255.00	1,530.00	1,530.00	50.00	1,216.02
100-5144-573 IT CAPITAL ISF ALLOCATION	240.00	20.00	120.00	120.00	50.00	32.52
<b>TOTAL SUSTAINABILITY</b>	<b>270,088.00</b>	<b>12,440.92</b>	<b>83,398.72</b>	<b>186,689.28</b>	<b>30.88</b>	<b>81,206.32</b>

**CITY OF FITCHBURG  
EXPENDITURES WITH COMPARISON TO BUDGET  
FOR THE 6 MONTHS ENDING JUNE 30, 2025**

**GENERAL FUND**

	BUDGET	PERIOD ACTUAL	YTD ACTUAL	UNEXPENDED	% OF BUDGET	PRIOR YTD
<u>FINANCE &amp; TREASURY</u>						
100-5152-110 SALARIES & WAGES - FINANCE	352,052.00	26,276.17	155,467.05	196,584.95	44.16	152,850.40
100-5152-115 OVERTIME WAGES	4,997.00	.00	1,157.70	3,839.30	23.17 (	4.30)
100-5152-120 PT/LTE/SEASONAL WAGES	4,243.00	.00	3,318.66	924.34	78.21	3,591.53
100-5152-131 FICA	27,742.00	1,934.99	11,419.94	16,322.06	41.16	11,280.29
100-5152-132 WRS	24,908.00	1,826.21	10,947.72	13,960.28	43.95	10,623.79
100-5152-135 LONGEVITY BENEFIT	1,035.00	.00	1,035.00	.00	100.00	978.75
100-5152-160 HEALTH INS	93,821.00	7,685.23	46,570.72	47,250.28	49.64	43,355.83
100-5152-161 LIFE INS	834.00	70.14	422.42	411.58	50.65	289.74
100-5152-162 DISABILITY INS	1,473.00	.00	.00	1,473.00	.00	.00
100-5152-163 DENTAL INS	5,279.00	391.82	2,376.03	2,902.97	45.01	2,530.52
100-5152-190 FINANCE HOLIDAY PREMIUM	305.00	.00	.00	305.00	.00	.00
100-5152-212 AUDIT & FINANCIAL CONSULTING	69,239.00	6,211.00	35,853.50	33,385.50	51.78	32,648.00
100-5152-245 SOFTWARE, SUBSCRIPTIONS, MAINT	663,486.00	8,544.42	36,886.14	626,599.86	5.56	43,151.80
100-5152-250 PUBLIC NOTICES/ADS	.00	.00	21.50 (	21.50)	.00	.00
100-5152-290 OTHER CONTRACTUAL	1,350.00	.00	.00	1,350.00	.00	.00
100-5152-310 OFFICE SUPPLIES & POSTAGE	6,800.00	93.90	956.79	5,843.21	14.07	1,310.59
100-5152-320 PUBLICATIONS, DUES	1,330.00	.00	950.00	380.00	71.43	820.00
100-5152-325 TRAINING & TRAVEL	8,400.00	355.02	2,016.53	6,383.47	24.01	3,104.93
100-5152-330 VEHICLE USE REIMBURSEMENT	840.00	.00	.00	840.00	.00	274.70
100-5152-340 OPERATING MATERIALS & SUPPLIES	2,510.00	.00	25.00	2,485.00	1.00	.00
100-5152-355 EQUIPMENT OPERATING EXPENSE	50.00	.00	.00	50.00	.00	.00
100-5152-397 GASOLINE/DIESEL FUEL	.00	.00	24.00 (	24.00)	.00	.00
100-5152-505 LEASE/RENTAL COSTS	200.00	.00	.00	200.00	.00	100.97
100-5152-570 IT OPERATING ISF ALLOCATION	23,410.00	1,950.83	11,704.98	11,705.02	50.00	10,822.50
100-5152-572 INSURANCE ISF ALLOCATION	4,725.00	393.75	2,362.50	2,362.50	50.00	2,446.02
100-5152-573 IT CAPITAL ISF ALLOCATION	1,185.00	98.75	592.50	592.50	50.00	535.02
<b>TOTAL FINANCE &amp; TREASURY</b>	<b>1,300,214.00</b>	<b>55,832.23</b>	<b>324,108.68</b>	<b>976,105.32</b>	<b>24.93</b>	<b>320,711.08</b>

**CITY OF FITCHBURG  
EXPENDITURES WITH COMPARISON TO BUDGET  
FOR THE 6 MONTHS ENDING JUNE 30, 2025**

**GENERAL FUND**

	BUDGET	PERIOD ACTUAL	YTD ACTUAL	UNEXPENDED	% OF BUDGET	PRIOR YTD
<u>ASSESSING</u>						
100-5153-110 SALARIES & WAGES-ASSESSORS OF	408,732.00	31,313.61	160,560.42	248,171.58	39.28	181,437.31
100-5153-115 OVERTIME WAGES	4,009.00	.00	.00	4,009.00	.00	56.36
100-5153-131 FICA	31,575.00	2,270.76	11,647.05	19,927.95	36.89	13,319.37
100-5153-132 WRS	28,685.00	2,176.28	11,120.16	17,564.84	38.77	12,530.17
100-5153-140 PER DIEMS - BOR	1,260.00	.00	.00	1,260.00	.00	.00
100-5153-160 HEALTH INS	78,517.00	7,746.64	40,330.50	38,186.50	51.37	36,199.68
100-5153-161 LIFE INS	851.00	28.67	149.36	701.64	17.55	231.72
100-5153-162 DISABILITY INS	1,974.00	.00	.00	1,974.00	.00	.00
100-5153-163 DENTAL INS	4,232.00	413.46	2,144.57	2,087.43	50.68	2,015.64
100-5153-245 SOFTWARE, SUBSCRIPTIONS, MAINT	19,990.00	491.21	14,961.73	5,028.27	74.85	.00
100-5153-290 OTHER CONTRACTUAL	33,350.00	.00	.00	33,350.00	.00	4,483.79
100-5153-310 OFFICE SUPPLIES & POSTAGE	9,560.00	132.44	762.00	8,798.00	7.97	3,520.64
100-5153-320 PUBLICATIONS, DUES	1,070.00	.00	688.20	381.80	64.32	3,461.08
100-5153-323 UNIFORMS & PROTECTIVE GEAR	240.00	.00	.00	240.00	.00	.00
100-5153-325 TRAINING & TRAVEL	3,600.00	318.50	836.75	2,763.25	23.24	1,014.76
100-5153-326 TUITION REIMBURSEMENT	650.00	.00	.00	650.00	.00	.00
100-5153-330 VEHICLE USE REIMBURSEMENT	670.00	.00	84.00	586.00	12.54	950.06
100-5153-335 VEHICLE EXPENSE (G&O, REPAIRS)	1,000.00	.00	388.74	611.26	38.87	.00
100-5153-340 OPERATING MATERIALS & SUPPLIES	300.00	.00	43.76	256.24	14.59	.00
100-5153-355 EQUIPMENT OPERATING EXPENSE	50.00	.00	.00	50.00	.00	.00
100-5153-397 GASOLINE/DIESEL FUEL	1,100.00	.00	357.83	742.17	32.53	.00
100-5153-505 LEASE/RENTAL COSTS	100.00	.00	.00	100.00	.00	11.83
100-5153-570 IT OPERATING ISF ALLOCATION	31,160.00	2,596.67	15,580.02	15,579.98	50.00	14,749.98
100-5153-572 INSURANCE ISF ALLOCATION	11,175.00	931.25	5,587.50	5,587.50	50.00	5,430.00
100-5153-573 IT CAPITAL ISF ALLOCATION	1,540.00	128.33	769.98	770.02	50.00	694.98
<b>TOTAL ASSESSING</b>	<b>675,390.00</b>	<b>48,547.82</b>	<b>266,012.57</b>	<b>409,377.43</b>	<b>39.39</b>	<b>280,107.37</b>
<u>BLDGS &amp; GROUNDS - SAFETY BLDG</u>						
100-5162-240 REPAIRS & MAINT - BY OTHERS	13,325.00	.00	425.00	12,900.00	3.19	2,252.37
100-5162-350 REPAIR & MAINT SUPPLIES	4,000.00	.00	52.84	3,947.16	1.32	128.37
100-5162-360 BLDG CUSTODIAL SUPPLIES	2,000.00	.00	.00	2,000.00	.00	371.61
100-5162-365 UTILITIES	28,000.00	806.69	10,080.89	17,919.11	36.00	8,400.96
<b>TOTAL BLDGS &amp; GROUNDS - SAFETY</b>	<b>47,325.00</b>	<b>806.69</b>	<b>10,558.73</b>	<b>36,766.27</b>	<b>22.31</b>	<b>11,153.31</b>

**CITY OF FITCHBURG  
EXPENDITURES WITH COMPARISON TO BUDGET  
FOR THE 6 MONTHS ENDING JUNE 30, 2025**

**GENERAL FUND**

	BUDGET	PERIOD ACTUAL	YTD ACTUAL	UNEXPENDED	% OF BUDGET	PRIOR YTD
<u>BLDGS &amp; GROUNDS - MAINT BLDG</u>						
100-5164-110 SALARIES & WAGES	24,618.00	1,494.00	7,470.00	17,148.00	30.34	.00
100-5164-131 FICA	1,883.00	113.70	570.03	1,312.97	30.27	.00
100-5164-132 WRS	1,711.00	103.83	519.15	1,191.85	30.34	.00
100-5164-160 HEALTH INS	12,184.00	.00	.00	12,184.00	.00	.00
100-5164-161 LIFE INS	35.00	1.87	4.36	30.64	12.46	.00
100-5164-162 DISABILITY INS	152.00	.00	.00	152.00	.00	.00
100-5164-163 DENTAL INS	665.00	.00	.00	665.00	.00	.00
100-5164-240 REPAIRS & MAINTENANCE BY OTHER	35,250.00	1,490.00	6,043.50	29,206.50	17.14	4,333.41
100-5164-350 REPAIR & MAINTENANCE SUPPLIES	8,000.00	615.33	648.63	7,351.37	8.11	809.60
100-5164-360 BLDG CUSTODIAL SUPPLIES	2,500.00	.00	297.37	2,202.63	11.89	1,443.06
100-5164-365 UTILITIES	37,450.00	456.87	16,409.01	21,040.99	43.82	10,036.39
100-5164-572 INSURANCE ISF ALLOCATION	758.00	63.17	379.02	378.98	50.00	.00
<b>TOTAL BLDGS &amp; GROUNDS - MAINT B</b>	<b>125,206.00</b>	<b>4,338.77</b>	<b>32,341.07</b>	<b>92,864.93</b>	<b>25.83</b>	<b>16,622.46</b>
<u>BLDGS &amp; GROUNDS-NEW CITY HALL</u>						
100-5165-110 SALARIES & WAGES-NEW CITY HALL	208,560.00	17,038.28	96,713.96	111,846.04	46.37	95,209.49
100-5165-115 OVERTIME	6,580.00	( 1.14)	459.13	6,120.87	6.98	561.44
100-5165-131 FICA	18,068.00	1,248.69	7,588.12	10,479.88	42.00	7,299.93
100-5165-132 WRS	14,602.00	1,124.13	6,247.67	8,354.33	42.79	5,862.45
100-5165-135 LONGEVITY	1,710.00	.00	1,710.00	.00	100.00	1,620.00
100-5165-160 HEALTH INS	39,258.00	3,873.32	21,020.94	18,237.06	53.55	18,074.26
100-5165-161 LIFE INS	1,128.00	65.61	392.38	735.62	34.79	416.26
100-5165-162 DISABILITY INS	933.00	.00	.00	933.00	.00	.00
100-5165-163 DENTAL INS	2,116.00	206.72	1,114.03	1,001.97	52.65	1,006.48
100-5165-190 B&G HOLIDAY PREMIUM	.00	.00	.00	.00	.00	43.68
100-5165-191 B&G ON CALL PAY	19,334.00	.00	.00	19,334.00	.00	.00
100-5165-240 REPAIR & MAINT - BY OTHERS	66,959.00	607.50	9,857.88	57,101.12	14.72	8,654.25
100-5165-290 OTHER CONTRACTUAL SERVICES	375.00	52.43	301.79	73.21	80.48	215.95
100-5165-323 UNIFORMS & PROTECTIVE GEAR	1,100.00	28.70	566.20	533.80	51.47	207.75
100-5165-335 VEHICLE EXPENSE	1,000.00	.00	.00	1,000.00	.00	.00
100-5165-350 REPAIR AND MAINT SUPPLIES	8,525.00	697.49	1,786.58	6,738.42	20.96	5,113.78
100-5165-355 EQUIPMENT EXPENSE	2,000.00	.00	.00	2,000.00	.00	.00
100-5165-360 BLDG CUSTODIAL SUPPLIES	8,000.00	.00	2,043.32	5,956.68	25.54	3,825.52
100-5165-365 UTILITIES	100,000.00	5,552.44	38,885.80	61,114.20	38.89	45,432.44
100-5165-397 GASOLINE/DIESEL FUEL	805.00	.00	156.18	648.82	19.40	232.74
100-5165-570 IT OPERATING ISF ALLOCATION	18,985.00	1,582.08	9,492.48	9,492.52	50.00	7,555.02
100-5165-572 INSURANCE ISF ALLOCATION	24,455.00	2,037.92	12,227.52	12,227.48	50.00	11,393.52
100-5165-573 IT CAPITAL ISF ALLOCATION	770.00	64.17	385.02	384.98	50.00	347.52
<b>TOTAL BLDGS &amp; GROUNDS-NEW CITY</b>	<b>545,263.00</b>	<b>34,178.34</b>	<b>210,949.00</b>	<b>334,314.00</b>	<b>38.69</b>	<b>213,072.48</b>

**CITY OF FITCHBURG  
EXPENDITURES WITH COMPARISON TO BUDGET  
FOR THE 6 MONTHS ENDING JUNE 30, 2025**

**GENERAL FUND**

	BUDGET	PERIOD ACTUAL	YTD ACTUAL	UNEXPENDED	% OF BUDGET	PRIOR YTD
<u>BLDGS &amp; GRNDS-POLICE EVIDENCE</u>						
100-5166-240 REPAIRS & MAINT - BY OTHERS	11,936.00	.00	1,713.25	10,222.75	14.35	1,149.25
100-5166-350 REPAIR & MAINT SUPPLIES	908.00	.00	.00	908.00	.00	.00
100-5166-365 UTILITIES	3,100.00	145.34	1,260.90	1,839.10	40.67	1,049.62
<b>TOTAL BLDGS &amp; GRNDS-POLICE EVID</b>	<b>15,944.00</b>	<b>145.34</b>	<b>2,974.15</b>	<b>12,969.85</b>	<b>18.65</b>	<b>2,198.87</b>
<u>BLDGS &amp; GROUNDS - FS #2 MKTPL</u>						
100-5167-240 REPAIRS & MAINT - BY OTHERS	22,550.00	.00	4,974.55	17,575.45	22.06	9,409.41
100-5167-350 REPAIR & MAINT SUPPLIES	7,222.00	23.60	1,498.27	5,723.73	20.75	777.19
100-5167-355 EQUIPMENT EXPENSE	1,500.00	.00	.00	1,500.00	.00	.00
100-5167-360 BLDG CUSTODIAL SUPPLIES	4,000.00	.00	888.25	3,111.75	22.21	.00
100-5167-365 UTILITIES	28,500.00	1,311.66	16,337.09	12,162.91	57.32	11,750.99
<b>TOTAL BLDGS &amp; GROUNDS - FS #2 M</b>	<b>63,772.00</b>	<b>1,335.26</b>	<b>23,698.16</b>	<b>40,073.84</b>	<b>37.16</b>	<b>21,937.59</b>
<u>BLDGS &amp; GROUNDS - FS#3 UPTOWN</u>						
100-5168-240 REPAIRS & MAINT - BY OTHERS	23,796.00	247.50	4,348.01	19,447.99	18.27	4,051.14
100-5168-350 REPAIR & MAINT SUPPLIES	3,399.00	75.80	1,768.15	1,630.85	52.02	2,124.79
100-5168-355 EQUIPMENT EXPENSE	1,000.00	.00	.00	1,000.00	.00	.00
100-5168-360 BLDG CUSTODIAL SUPPLIES	4,000.00	.00	1,043.75	2,956.25	26.09	1,741.78
100-5168-365 UTILITIES	36,400.00	1,524.12	18,587.17	17,812.83	51.06	14,506.83
<b>TOTAL BLDGS &amp; GROUNDS - FS#3 UP</b>	<b>68,595.00</b>	<b>1,847.42</b>	<b>25,747.08</b>	<b>42,847.92</b>	<b>37.53</b>	<b>22,424.54</b>
<u>INTERDEPARTMENTAL - OTHER</u>						
100-5190-131 FICA	11,500.00	104.04	4,574.42	6,925.58	39.78	11,010.51
100-5190-189 EMPLOYEE RETIREMENT RESERVE	150,000.00	1,360.00	63,669.04	86,330.96	42.45	141,911.37
100-5190-255 DEBT COLLECTION EXPENSE	2,000.00	.00	.00	2,000.00	.00	814.12
100-5190-310 OFFICE SUPPLIES - INTERDEPT	12,000.00	1,344.70	3,516.82	8,483.18	29.31	3,087.81
100-5190-311 POSTAGE CLEARING - INTERDEPT	.00	( 753.26)	( 589.10)	589.10	.00	4,801.18
100-5190-380 EMPLOYEE RECOG & MEMORIALS	4,250.00	.00	1,113.58	3,136.42	26.20	150.94
100-5190-381 SAFETY & HEALTH PROGRAMS	100.00	.00	28.00	72.00	28.00	100.00
100-5190-730 REFUND OF TAXES	25,793.00	9,482.68	26,674.52	( 881.52)	103.42	17,697.49
100-5190-735 SPECIAL ASSESSMENTS-CITY	30.00	.00	.00	30.00	.00	.01
100-5190-900 CONTINGENCY - UNDESIGNATED	190,000.00	.00	.00	190,000.00	.00	.00
100-5190-901 CONTINGENCY - DESIGNATED	86,000.00	.00	.00	86,000.00	.00	.00
100-5190-991 BAD DEBT EXPENSE	3,000.00	.00	( 2,878.27)	5,878.27	( 95.94)	233.25
<b>TOTAL INTERDEPARTMENTAL - OTHE</b>	<b>484,673.00</b>	<b>11,538.16</b>	<b>96,109.01</b>	<b>388,563.99</b>	<b>19.83</b>	<b>179,806.68</b>

**CITY OF FITCHBURG  
EXPENDITURES WITH COMPARISON TO BUDGET  
FOR THE 6 MONTHS ENDING JUNE 30, 2025**

**GENERAL FUND**

	BUDGET	PERIOD ACTUAL	YTD ACTUAL	UNEXPENDED	% OF BUDGET	PRIOR YTD
<u>LAW ENFORCEMENT</u>						
100-5210-110 SALARIES & WAGES - POLICE	5,864,079.00	449,623.03	2,633,686.68	3,230,392.32	44.91	2,424,650.36
100-5210-115 OVERTIME	288,696.00	38,119.73	222,887.13	65,808.87	77.20	256,822.48
100-5210-120 PT/LTE/SEASONAL WAGES	114,375.00	5,676.39	43,324.50	71,050.50	37.88	37,688.19
100-5210-125 FTO DIFFERENTIAL	2,000.00	184.75	1,560.50	439.50	78.03	2,290.35
100-5210-131 FICA	487,251.00	37,327.16	218,982.98	268,268.02	44.94	206,602.93
100-5210-132 WRS	881,492.00	65,045.62	396,284.90	485,207.10	44.96	361,369.85
100-5210-135 LONGEVITY	19,470.00	975.00	20,062.50	( 592.50)	103.04	22,308.75
100-5210-160 HEALTH INS	1,316,352.00	94,727.86	569,194.08	747,157.92	43.24	499,124.81
100-5210-161 LIFE INS	7,748.00	558.21	3,379.60	4,368.40	43.62	2,820.62
100-5210-162 DISABILITY INS	16,727.00	.00	.00	16,727.00	.00	.00
100-5210-163 DENTAL INS	75,821.00	5,300.26	31,842.04	43,978.96	42.00	29,578.89
100-5210-164 TAXABLE CLOTH ALLOW/STIPEND	41,250.00	.00	20,250.00	21,000.00	49.09	22,500.00
100-5210-190 HOLIDAY PREMIUM	38,005.00	8,263.94	22,557.02	15,447.98	59.35	21,644.12
100-5210-191 ON CALL PAY	5,951.00	.00	.00	5,951.00	.00	1,821.06
100-5210-210 PROFESSIONAL SERVICES	129,300.00	672.75	22,000.64	107,299.36	17.02	1,764.79
100-5210-240 REPAIRS & MAINT - BY OTHERS	4,300.00	132.00	681.25	3,618.75	15.84	665.97
100-5210-245 SOFTWARE, SUBSCRIPTIONS, MAINT	30,490.00	.00	14,951.82	15,538.18	49.04	33,083.57
100-5210-250 PUBLIC NOTICES/ADS	.00	.00	.00	.00	.00	9.82
100-5210-290 OTHER CONTRACTUAL/CROSS GUAR	5,000.00	.00	.00	5,000.00	.00	4,354.72
100-5210-310 OFFICE SUPPLIES & POSTAGE	13,000.00	933.39	4,910.13	8,089.87	37.77	3,902.74
100-5210-320 PUBLICATIONS, DUES	2,500.00	.00	1,728.75	771.25	69.15	1,695.00
100-5210-323 UNIFORMS & PROTECTIVE GEAR	1,650.00	18.88	283.40	1,366.60	17.18	38.91
100-5210-324 PROTECTIVE GEAR	27,525.00	2,082.89	4,705.97	22,819.03	17.10	10,192.65
100-5210-325 TRAINING & TRAVEL	58,500.00	3,757.53	31,321.80	27,178.20	53.54	34,471.44
100-5210-326 TUITION REIMBURSEMENT	14,545.00	.00	1,295.40	13,249.60	8.91	1,010.40
100-5210-327 YMCA MEMBERSHIP	10,370.00	512.00	3,371.00	6,999.00	32.51	3,462.31
100-5210-335 VEHICLE EXPENSE (G&O, REPAIRS)	51,334.00	16,930.49	41,114.01	10,219.99	80.09	39,604.09
100-5210-340 OPERATING MATERIALS & SUPPLIES	34,336.00	249.50	17,626.49	16,709.51	51.34	6,464.85
100-5210-345 PUBLIC INFORMATION & EDUCATION	12,500.00	54.35	1,566.64	10,933.36	12.53	14,518.55
100-5210-350 REPAIR & MAINT SUPPLIES	1,000.00	114.20	114.20	885.80	11.42	.00
100-5210-355 EQUIPMENT EXPENSE	13,500.00	.00	2,185.03	11,314.97	16.19	3,032.86
100-5210-363 COMMUNICATIONS EXPENSE	3,000.00	.00	.00	3,000.00	.00	2,100.90
100-5210-384 INVESTIGATIVE SUPPLIES	22,950.00	1,136.47	11,402.60	11,547.40	49.68	9,663.62
100-5210-392 K-9 UNIT	1,800.00	.00	.00	1,800.00	.00	.00
100-5210-395 EQUIPMENT REPLACEMENT RESERV	36,770.00	.00	1,335.00	35,435.00	3.63	19,720.00
100-5210-397 GASOLINE/DIESEL FUEL	140,000.00	.00	40,920.47	99,079.53	29.23	47,566.60
100-5210-570 IT OPERATING ISF ALLOCATION	437,800.00	36,483.33	218,899.98	218,900.02	50.00	207,082.50
100-5210-571 MPSIS ALLOCATION	200,170.00	.00	200,004.26	165.74	99.92	185,209.62
100-5210-572 INSURANCE ISF ALLOCATION	195,170.00	16,264.17	97,585.02	97,584.98	50.00	90,346.50
100-5210-573 IT CAPITAL ISF ALLOCATION	31,745.00	2,645.42	15,872.52	15,872.48	50.00	14,350.02
<b>TOTAL LAW ENFORCEMENT</b>	<b>10,638,472.00</b>	<b>787,789.32</b>	<b>4,917,888.31</b>	<b>5,720,583.69</b>	<b>46.23</b>	<b>4,623,534.84</b>

**CITY OF FITCHBURG  
EXPENDITURES WITH COMPARISON TO BUDGET  
FOR THE 6 MONTHS ENDING JUNE 30, 2025**

**GENERAL FUND**

	BUDGET	PERIOD ACTUAL	YTD ACTUAL	UNEXPENDED	% OF BUDGET	PRIOR YTD
<b>FIRE DEPARTMENT</b>						
100-5220-110 SALARIES & WAGES - FIRE	1,667,781.00	125,066.27	716,925.82	950,855.18	42.99	715,412.24
100-5220-115 OVERTIME	201,176.00	31,291.47	161,867.90	39,308.10	80.46	90,698.74
100-5220-120 PT/LTE/SEASONAL WAGES	23,400.00	1,122.82	11,471.70	11,928.30	49.02	11,547.25
100-5220-131 FICA	191,839.00	15,472.14	86,760.97	105,078.03	45.23	81,675.07
100-5220-132 WRS	350,616.00	29,037.13	161,628.20	188,987.80	46.10	138,193.94
100-5220-135 LONGEVITY	7,425.00	.00	7,425.00	.00	100.00	7,110.00
100-5220-150 POC SERVICES	564,198.00	44,944.02	258,224.27	305,973.73	45.77	274,360.97
100-5220-160 HEALTH INS	444,054.00	31,894.38	180,811.70	263,242.30	40.72	199,784.58
100-5220-161 LIFE INS	4,641.00	254.96	1,530.46	3,110.54	32.98	1,483.61
100-5220-162 DISABILITY INS	8,032.00	.00	.00	8,032.00	.00	.00
100-5220-163 DENTAL INS	20,687.00	1,611.59	9,094.98	11,592.02	43.96	9,549.14
100-5220-164 TAXABLE CLOTHING ALLOWANCE	7,500.00	.00	4,500.00	3,000.00	60.00	4,500.00
100-5220-190 HOLIDAY PREMIUM	24,950.00	4,393.28	8,938.84	16,011.16	35.83	4,869.28
100-5220-210 PROFESSIONAL SERVICES	500.00	.00	.00	500.00	.00	.00
100-5220-240 REPAIRS & MAINT - BY OTHERS	12,000.00	.00	9,173.92	2,826.08	76.45	7,464.69
100-5220-245 SOFTWARE, SUBSCRIPTIONS, MAINT	19,175.00	.00	14,551.00	4,624.00	75.89	15,352.00
100-5220-250 PUBLIC NOTICES/ADS	500.00	.00	.00	500.00	.00	48.65
100-5220-290 OTHER CONTRACTUAL SERVICES	10,250.00	.00	222.22	10,027.78	2.17	222.22
100-5220-310 OFFICE SUPPLIES & POSTAGE	3,000.00	121.15	638.05	2,361.95	21.27	884.52
100-5220-320 PUBLICATIONS, DUES	5,800.00	95.00	3,040.83	2,759.17	52.43	3,078.40
100-5220-323 UNIFORMS	22,140.00	.00	3,901.63	18,238.37	17.62	5,369.80
100-5220-324 PROTECTIVE GEAR	65,500.00	.00	1,795.49	63,704.51	2.74	3,485.17
100-5220-325 TRAINING & TRAVEL	25,000.00	3,551.81	8,541.21	16,458.79	34.16	12,207.44
100-5220-326 TUITION REIMBURSEMENT	21,000.00	.00	.00	21,000.00	.00	9,682.94
100-5220-330 VEHICLE USE REIMBURSEMENT	.00	.00	159.60	( 159.60)	.00	.00
100-5220-335 VEHICLE EXPENSE (G&O, REPAIRS)	50,000.00	456.47	35,272.63	14,727.37	70.55	24,333.93
100-5220-340 OPERATING MATERIALS & SUPPLIES	10,000.00	490.41	7,159.64	2,840.36	71.60	5,557.58
100-5220-341 MEDICAL/EMS SUPPLIES	10,500.00	650.70	1,544.45	8,955.55	14.71	7,220.16
100-5220-345 PUBLIC INFORMATION & EDUCATION	5,000.00	18.98	2,137.19	2,862.81	42.74	221.70
100-5220-350 REPAIR & MAINT SUPPLIES	3,000.00	1,177.35	1,790.79	1,209.21	59.69	1,520.64
100-5220-355 EQUIPMENT EXPENSE	25,000.00	240.31	12,750.60	12,249.40	51.00	11,654.62
100-5220-363 COMMUNICATIONS EXPENSE	17,300.00	.00	5,800.80	11,499.20	33.53	1,242.32
100-5220-365 UTILITIES	6,850.00	624.66	3,622.41	3,227.59	52.88	3,364.34
100-5220-397 GASOLINE/DIESEL FUEL	45,860.00	366.50	12,678.93	33,181.07	27.65	18,083.46
100-5220-505 LEASE/RENTAL COSTS	9,270.00	.00	9,270.00	.00	100.00	.00
100-5220-570 IT OPERATING ISF ALLOCATION	236,700.00	19,725.00	118,350.00	118,350.00	50.00	109,240.00
100-5220-572 INSURANCE ISF ALLOCATION	141,645.00	11,803.75	70,822.50	70,822.50	50.00	63,964.02
100-5220-573 IT CAPITAL ISF ALLOCATION	22,005.00	1,833.75	11,002.50	11,002.50	50.00	10,162.50
<b>TOTAL FIRE DEPARTMENT</b>	<b>4,284,294.00</b>	<b>326,243.90</b>	<b>1,943,406.23</b>	<b>2,340,887.77</b>	<b>45.36</b>	<b>1,853,545.92</b>

**CITY OF FITCHBURG  
EXPENDITURES WITH COMPARISON TO BUDGET  
FOR THE 6 MONTHS ENDING JUNE 30, 2025**

**GENERAL FUND**

	BUDGET	PERIOD ACTUAL	YTD ACTUAL	UNEXPENDED	% OF BUDGET	PRIOR YTD
<u>BUILDING INSPECTION</u>						
100-5240-110 SALARIES & WAGES - BLDG INSP	375,410.00	29,403.76	177,803.70	197,606.30	47.36	172,682.83
100-5240-115 OVERTIME	4,790.00	( 10.13)	1,051.61	3,738.39	21.95	.00
100-5240-131 FICA	29,326.00	2,110.22	13,092.55	16,233.45	44.64	12,768.08
100-5240-132 WRS	26,643.00	1,988.47	12,279.87	14,363.13	46.09	12,129.71
100-5240-135 LONGEVITY	3,150.00	.00	3,150.00	.00	100.00	3,015.00
100-5240-160 HEALTH INS	99,958.00	6,103.35	36,571.49	63,386.51	36.59	34,859.64
100-5240-161 LIFE INS	1,752.00	147.72	885.74	866.26	50.56	838.16
100-5240-162 DISABILITY INS	1,700.00	.00	.00	1,700.00	.00	.00
100-5240-163 DENTAL INS	5,609.00	443.42	2,657.88	2,951.12	47.39	2,671.27
100-5240-245 SOFTWARE, SUBSCRIPTIONS, MAINT	.00	.00	480.00	( 480.00)	.00	300.00
100-5240-310 OFFICE SUPPLIES & POSTAGE	1,000.00	16.97	92.05	907.95	9.21	396.27
100-5240-320 PUBLICATIONS, DUES	1,900.00	122.70	1,405.98	494.02	74.00	605.34
100-5240-323 UNIFORMS & PROTECTIVE GEAR	2,000.00	.00	89.99	1,910.01	4.50	21.04
100-5240-325 TRAINING & TRAVEL	10,000.00	345.52	5,122.05	4,877.95	51.22	4,090.74
100-5240-335 VEHICLE EXPENSE	3,000.00	25.36	170.21	2,829.79	5.67	41.42
100-5240-340 OPERATING MATERIALS & SUPPLIES	5,000.00	1,657.60	1,657.60	3,342.40	33.15	3,400.59
100-5240-345 PUBLIC INFORMATION & EDUCATION	200.00	.00	.00	200.00	.00	.00
100-5240-355 EQUIPMENT EXPENSE	400.00	.00	.00	400.00	.00	.00
100-5240-397 GASOLINE/DIESEL FUEL	2,900.00	.00	454.38	2,445.62	15.67	1,464.74
100-5240-505 LEASE/RENTAL COSTS	100.00	.00	.00	100.00	.00	13.05
100-5240-570 IT OPERATING ISF ALLOCATION	34,335.00	2,861.25	17,167.50	17,167.50	50.00	16,245.00
100-5240-572 INSURANCE ISF ALLOCATION	13,100.00	1,091.67	6,550.02	6,549.98	50.00	6,507.48
100-5240-573 IT CAPITAL ISF ALLOCATION	1,310.00	109.17	655.02	654.98	50.00	589.98
<b>TOTAL BUILDING INSPECTION</b>	<b>623,583.00</b>	<b>46,417.05</b>	<b>281,337.64</b>	<b>342,245.36</b>	<b>45.12</b>	<b>272,640.34</b>
<u>OTHER PUBLIC SAFETY</u>						
100-5290-140 PER DIEMS - POLICE & FIRE COMM	1,500.00	.00	.00	1,500.00	.00	.00
100-5290-265 WEIGHTS & MEASURES	6,000.00	6,000.00	6,000.00	.00	100.00	6,000.00
100-5290-269 DANE COM/ANALOG TACTICAL	133,660.00	1,063.61	39,351.90	94,308.10	29.44	32,039.05
100-5290-270 FITCHRONA EMS CONTRIBUTION	1,219,145.00	609,572.50	1,219,145.00	.00	100.00	1,160,961.00
<b>TOTAL OTHER PUBLIC SAFETY</b>	<b>1,360,305.00</b>	<b>616,636.11</b>	<b>1,264,496.90</b>	<b>95,808.10</b>	<b>92.96</b>	<b>1,199,000.05</b>

**CITY OF FITCHBURG  
EXPENDITURES WITH COMPARISON TO BUDGET  
FOR THE 6 MONTHS ENDING JUNE 30, 2025**

**GENERAL FUND**

	BUDGET	PERIOD ACTUAL	YTD ACTUAL	UNEXPENDED	% OF BUDGET	PRIOR YTD
<u>PUBLIC WORKS</u>						
100-5300-110 SALARIES & WAGES - PUBLIC WKS	969,657.00	72,827.29	458,755.16	510,901.84	47.31	439,290.72
100-5300-115 OVERTIME	46,762.00	372.90	19,378.25	27,383.75	41.44	28,125.27
100-5300-120 PT/LTE/SEASONAL WAGES	28,943.00	5,227.84	19,105.31	9,837.69	66.01	11,331.65
100-5300-131 FICA	81,498.00	5,826.03	37,164.26	44,333.74	45.60	35,661.39
100-5300-132 WRS	71,950.00	5,047.45	33,268.93	38,681.07	46.24	32,819.82
100-5300-135 LONGEVITY	3,771.00	.00	4,297.50 (	526.50)	113.96	4,079.70
100-5300-140 PER DIEMS - BD OF PUBLIC WKS	3,050.00	.00	.00	3,050.00	.00	.00
100-5300-160 HEALTH INS	239,001.00	19,083.08	125,418.98	113,582.02	52.48	116,258.44
100-5300-161 LIFE INS	2,448.00	186.33	1,163.23	1,284.77	47.52	985.35
100-5300-162 DISABILITY INS	523.00	.00	.00	523.00	.00	.00
100-5300-163 DENTAL INS	13,416.00	1,076.69	6,999.52	6,416.48	52.17	6,844.50
100-5300-190 PW HOLIDAY PREMIUM	5,724.00	201.40	268.31	5,455.69	4.69	239.37
100-5300-191 PW ON CALL PAY	10,453.00	1,144.92	5,870.92	4,582.08	56.16	4,973.44
100-5300-210 PROFESSIONAL SERVICES	10,880.00	.00	2,040.00	8,840.00	18.75	.00
100-5300-220 STREET LIGHT SERVICE - MG&E	260,000.00	20,607.03	105,894.79	154,105.21	40.73	102,421.33
100-5300-225 STREET LIGHT MAINTENANCE	30,000.00	.00	4,320.00	25,680.00	14.40	2,550.00
100-5300-230 TRAFFIC SIGNAL MAINTENANCE	29,000.00	.00	1,058.40	27,941.60	3.65	.00
100-5300-245 SOFTWARE, SUBSCRIPTIONS, MAINT	26,700.00	.00	18,877.88	7,822.12	70.70	2,049.88
100-5300-250 PUBLIC NOTICES/ADS	1,100.00	358.16	467.16	632.84	42.47	644.45
100-5300-310 OFFICE SUPPLIES & POSTAGE	2,100.00	86.48	1,132.19	967.81	53.91	1,197.82
100-5300-320 PUBLICATIONS, DUES	10,300.00	.00	1,174.00	9,126.00	11.40	1,069.00
100-5300-323 UNIFORMS & PROTECTIVE GEAR	18,155.00	974.50	6,043.64	12,111.36	33.29	7,987.97
100-5300-325 TRAINING & TRAVEL	18,210.00	.00	1,394.00	16,816.00	7.66	543.42
100-5300-330 VEHICLE USE REIMBURSEMENT	500.00	.00	.00	500.00	.00	.00
100-5300-335 VEHICLE EXPENSE (G&O, REPAIRS)	67,252.00	63.87	28,777.77	38,474.23	42.79	23,639.47
100-5300-340 OPERATING MATERIALS & SUPPLIES	1,500.00	.00	108.94	1,391.06	7.26	.00
100-5300-350 REPAIR & MAINT SUPPLIES	57,222.00	831.98	9,562.73	47,659.27	16.71	16,761.83
100-5300-363 COMMUNICATIONS EXPENSE	1,500.00	.00	.00	1,500.00	.00	176.72
100-5300-365 UTILITIES	250.00	5.18	25.97	224.03	10.39	2,890.27
100-5300-370 ROADWAY SUPPLIES	474,827.00	1,115.19	108,497.98	366,329.02	22.85	42,502.80
100-5300-371 POLES & LIGHTS REPLACE STOCK	17,800.00	345.95	10,612.01	7,187.99	59.62	11,992.50
100-5300-375 ROAD MAINTENANCE	467,533.00	14,063.90	14,159.66	453,373.34	3.03	.00
100-5300-397 GASOLINE/DIESEL FUEL	76,300.00	2,394.79	14,368.60	61,931.40	18.83	16,647.43
100-5300-505 LEASE/RENTAL COSTS	200.00	.00	.00	200.00	.00	109.29
100-5300-570 IT OPERATING ISF ALLOCATION	146,275.00	12,189.58	73,137.48	73,137.52	50.00	68,329.98
100-5300-572 INSURANCE ISF ALLOCATION	72,647.00	6,025.58	36,605.48	36,041.52	50.39	35,190.48
100-5300-573 IT CAPITAL ISF ALLOCATION	5,335.00	444.58	2,667.48	2,667.52	50.00	2,462.52
<b>TOTAL PUBLIC WORKS</b>	<b>3,272,782.00</b>	<b>170,500.70</b>	<b>1,152,616.53</b>	<b>2,120,165.47</b>	<b>35.22</b>	<b>1,019,776.81</b>

**CITY OF FITCHBURG  
EXPENDITURES WITH COMPARISON TO BUDGET  
FOR THE 6 MONTHS ENDING JUNE 30, 2025**

**GENERAL FUND**

	BUDGET	PERIOD ACTUAL	YTD ACTUAL	UNEXPENDED	% OF BUDGET	PRIOR YTD
<u>SENIOR CITIZENS PROGRAMS</u>						
100-5460-110 SALARIES & WAGES - SENIOR CTR	555,551.00	43,227.70	259,926.64	295,624.36	46.79	254,431.50
100-5460-115 OVERTIME	.00	.00	.00	.00	.00	322.11
100-5460-120 PT/LTE/SEASONAL WAGES	34,582.00	2,654.56	16,307.20	18,274.80	47.16	12,468.33
100-5460-131 FICA	45,502.00	3,361.11	20,618.82	24,883.18	45.31	20,011.19
100-5460-132 WRS	40,088.00	3,089.95	18,858.63	21,229.37	47.04	17,894.02
100-5460-135 LONGEVITY	4,635.00	.00	4,635.00	.00	100.00	4,432.50
100-5460-140 PER DIEMS - COMM ON AGING	900.00	.00	.00	900.00	.00	125.00
100-5460-160 HEALTH INS	143,956.00	12,069.32	72,041.93	71,914.07	50.04	66,856.24
100-5460-161 LIFE INS	1,705.00	138.73	831.63	873.37	48.78	716.48
100-5460-162 DISABILITY INS	43.00	.00	.00	43.00	.00	.00
100-5460-163 DENTAL INS	8,038.00	654.79	3,908.28	4,129.72	48.62	3,855.53
100-5460-240 REPAIRS & MAINT - BY OTHERS	1,000.00	.00	.00	1,000.00	.00	465.97
100-5460-245 SOFTWARE, SUBSCRIPTIONS, MAINT	1,035.00	.00	676.10	358.90	65.32	149.90
100-5460-250 PUBLIC NOTICES/ADS	.00	.00	11.62	( 11.62)	.00	.00
100-5460-290 OTHER CONTRACTUAL	17,560.00	( 208.76)	5,256.16	12,303.84	29.93	7,400.75
100-5460-310 OFFICE SUPPLIES & POSTAGE	1,650.00	30.99	475.95	1,174.05	28.85	508.24
100-5460-320 PUBLICATIONS, DUES	1,100.00	.00	594.38	505.62	54.03	182.00
100-5460-325 TRAINING & TRAVEL	2,600.00	.00	541.41	2,058.59	20.82	672.06
100-5460-330 VEHICLE USE REIMBURSEMENT	500.00	.00	.00	500.00	.00	104.84
100-5460-335 VEHICLE EXPENSE (G&O, REPAIRS)	200.00	.00	297.08	( 97.08)	148.54	.00
100-5460-340 OPERATING MATERIALS & SUPPLIES	600.00	203.97	601.08	( 1.08)	100.18	49.23
100-5460-345 PUBLIC INFORMATION & EDUCATION	6,000.00	474.54	2,470.08	3,529.92	41.17	4,154.69
100-5460-355 EQUIPMENT EXPENSE	2,250.00	.00	874.34	1,375.66	38.86	826.34
100-5460-386 NUTRITION PROGRAM	3,500.00	586.00	2,157.21	1,342.79	61.63	2,333.03
100-5460-387 SENIOR PROGRAMS EXPENSE	2,500.00	168.40	1,794.18	705.82	71.77	1,511.64
100-5460-391 VOLUNTEER PROGRAM EXP	2,500.00	.00	26.00	2,474.00	1.04	41.50
100-5460-397 GASOLINE/DIESEL FUEL	400.00	.00	175.77	224.23	43.94	125.16
100-5460-570 IT OPERATING ISF ALLOCATION	44,710.00	3,721.67	22,380.02	22,329.98	50.06	20,972.48
100-5460-572 INSURANCE ISF ALLOCATION	16,455.00	1,337.50	8,490.00	7,965.00	51.60	8,493.50
100-5460-573 IT CAPITAL ISF ALLOCATION	2,005.00	167.08	1,002.48	1,002.52	50.00	904.98
<b>TOTAL SENIOR CITIZENS PROGRAMS</b>	<b>941,565.00</b>	<b>71,677.55</b>	<b>444,951.99</b>	<b>496,613.01</b>	<b>47.26</b>	<b>430,009.21</b>
<u>COMMUNITY CENTER</u>						
100-5514-110 SALARIES & WAGES	.00	.00	( 46.70)	46.70	.00	( 49.95)
100-5514-120 PT/LTE/SEASONAL WAGES	29,326.00	906.40	6,850.89	22,475.11	23.36	2,672.19
100-5514-131 FICA	2,243.00	69.35	520.53	1,722.47	23.21	200.58
100-5514-132 WRS	.00	.00	( 3.25)	3.25	.00	( 3.40)
100-5514-240 REPAIRS & MAINT - BY OTHERS	26,200.00	.00	5,187.29	21,012.71	19.80	7,140.30
100-5514-290 OTHER CONTRACTUAL SERVICES	500.00	250.00	450.00	50.00	90.00	.00
100-5514-350 REPAIR & MAINT SUPPLIES	10,000.00	210.48	2,070.03	7,929.97	20.70	542.72
100-5514-355 EQUIPMENT EXPENSE	2,000.00	.00	.00	2,000.00	.00	349.00
100-5514-360 BLDG CUSTODIAL SUPPLIES	7,000.00	.00	2,288.11	4,711.89	32.69	1,081.76
100-5514-365 UTILITIES & PAY TELEPHONE	37,500.00	3,110.67	16,869.68	20,630.32	44.99	16,160.70
100-5514-572 INSURANCE ISF ALLOCATION	5,710.00	475.83	2,854.98	2,855.02	50.00	2,944.98
<b>TOTAL COMMUNITY CENTER</b>	<b>120,479.00</b>	<b>5,022.73</b>	<b>37,041.56</b>	<b>83,437.44</b>	<b>30.75</b>	<b>31,038.88</b>

CITY OF FITCHBURG  
EXPENDITURES WITH COMPARISON TO BUDGET  
FOR THE 6 MONTHS ENDING JUNE 30, 2025

GENERAL FUND

	BUDGET	PERIOD ACTUAL	YTD ACTUAL	UNEXPENDED	% OF BUDGET	PRIOR YTD
<u>NEIGHBORHOOD HUB</u>						
100-5515-110 SALARIES & WAGES	24,619.00	498.00	498.00	24,121.00	2.02	.00
100-5515-131 FICA	1,884.00	37.90	37.90	1,846.10	2.01	.00
100-5515-132 WRS	1,711.00	34.61	34.61	1,676.39	2.02	.00
100-5515-160 HEALTH INS	12,185.00	.00	.00	12,185.00	.00	.00
100-5515-161 LIFE INS	36.00	.62	.62	35.38	1.72	.00
100-5515-162 DISABILITY INS	153.00	.00	.00	153.00	.00	.00
100-5515-163 DENTAL INS	666.00	.00	.00	666.00	.00	.00
100-5515-240 REPAIRS & MAINT - BY OTHERS	11,500.00	.00	.00	11,500.00	.00	.00
100-5515-350 REPAIR & MAINT SUPPLIES	5,000.00	.00	.00	5,000.00	.00	.00
100-5515-355 EQUIPMENT EXPENSE	7,500.00	.00	.00	7,500.00	.00	.00
100-5515-360 BLDG CUSTODIAL SUPPLIES	4,000.00	.00	.00	4,000.00	.00	.00
100-5515-365 UTILITIES & PAY TELEPHONE	24,000.00	176.57	328.93	23,671.07	1.37	.00
100-5515-572 INSURANCE ISF ALLOCATION	4,238.00	353.17	2,119.02	2,118.98	50.00	.00
<b>TOTAL NEIGHBORHOOD HUB</b>	<b>97,492.00</b>	<b>1,100.87</b>	<b>3,019.08</b>	<b>94,472.92</b>	<b>3.10</b>	<b>.00</b>

**CITY OF FITCHBURG  
EXPENDITURES WITH COMPARISON TO BUDGET  
FOR THE 6 MONTHS ENDING JUNE 30, 2025**

**GENERAL FUND**

	BUDGET	PERIOD ACTUAL	YTD ACTUAL	UNEXPENDED	% OF BUDGET	PRIOR YTD
<b>PARKS DEPARTMENT</b>						
100-5520-110 SALARIES & WAGES - PARKS DEPT	630,285.00	64,395.52	309,780.40	320,504.60	49.15	279,071.79
100-5520-115 OVERTIME	21,781.00	1,767.42	8,836.45	12,944.55	40.57	11,688.10
100-5520-120 LTE/SEASONAL WAGES	67,791.00	10,399.12	17,608.61	50,182.39	25.97	29,655.32
100-5520-131 FICA	56,656.00	5,707.81	25,077.58	31,578.42	44.26	24,144.50
100-5520-132 WRS	46,760.00	3,245.92	21,250.20	25,509.80	45.45	20,458.09
100-5520-135 LONGEVITY	4,334.00	427.50	4,747.50 (	413.50)	109.54	6,142.50
100-5520-140 PER DIEMS - PARKS COMMISSION	3,420.00	.00	.00	3,420.00	.00	.00
100-5520-160 HEALTH INS	195,421.00	14,762.26	85,459.31	109,961.69	43.73	73,389.07
100-5520-161 LIFE INS	2,007.00	168.22	998.10	1,008.90	49.73	956.45
100-5520-162 DISABILITY INS	3,157.00	.00	.00	3,157.00	.00	.00
100-5520-163 DENTAL INS	10,996.00	806.85	4,671.14	6,324.86	42.48	4,257.75
100-5520-190 PARKS HOLIDAY PREMIUM	5,953.00	253.11	253.11	5,699.89	4.25	260.63
100-5520-191 PARKS ON CALL PAY	10,453.00	154.44	2,418.99	8,034.01	23.14	2,170.12
100-5520-210 PROFESSIONAL SERVICES	25,002.00	.00	.00	25,002.00	.00	.00
100-5520-240 REPAIRS & MAINT - BY OTHERS	.00	.00	.00	.00	.00	125.00
100-5520-250 PUBLIC NOTICES/ADS	500.00	12.42	779.22 (	279.22)	155.84	627.90
100-5520-289 GOLF COURSE MAINTENANCE	55,000.00	4,587.00	27,506.00	27,494.00	50.01	27,000.00
100-5520-290 OTHER CONTRACTUAL	163,770.00	20,790.00	63,112.20	100,657.80	38.54	69,087.52
100-5520-310 OFFICE SUPPLIES & POSTAGE	750.00	.00	50.10	699.90	6.68	53.65
100-5520-320 PUBLICATIONS, DUES	750.00	.00	1,077.69 (	327.69)	143.69	300.00
100-5520-323 UNIFORMS & PROTECTIVE GEAR	9,300.00	704.67	4,148.64	5,151.36	44.61	5,418.36
100-5520-325 TRAINING & TRAVEL	9,075.00	140.00	6,116.72	2,958.28	67.40	639.00
100-5520-335 VEHICLE EXPENSE (G&O, REPAIRS)	7,500.00	302.18	1,515.37	5,984.63	20.20	1,726.25
100-5520-340 OPERATING MATERIALS & SUPPLIES	24,000.00	5,040.12	8,794.28	15,205.72	36.64	13,510.64
100-5520-350 REPAIR & MAINT SUPPLIES	43,750.00	2,971.25	9,278.60	34,471.40	21.21	25,441.85
100-5520-355 EQUIPMENT EXPENSE	13,700.00	29.99	2,884.61	10,815.39	21.06	3,428.21
100-5520-360 BUILDING REPAIRS & MAINTENANCE	17,400.00	4,054.28	9,378.02	8,021.98	53.90	13,655.99
100-5520-365 UTIL (SHELTERS) & TELEPHONE	43,000.00	2,024.77	18,751.38	24,248.62	43.61	17,585.07
100-5520-395 EQUIPMENT REPLACEMENT RESERV	5,365.00	.00	.00	5,365.00	.00	.00
100-5520-397 GASOLINE/DIESEL FUEL	38,100.00	4,642.34	16,351.52	21,748.48	42.92	21,252.66
100-5520-570 IT OPERATING ISF ALLOCATION	63,490.00	5,290.83	31,744.98	31,745.02	50.00	29,962.50
100-5520-572 INSURANCE ISF ALLOCATION	36,230.00	3,019.17	18,115.02	18,114.98	50.00	19,005.48
100-5520-573 IT CAPITAL ISF ALLOCATION	4,215.00	351.25	2,107.50	2,107.50	50.00	1,967.52
<b>TOTAL PARKS DEPARTMENT</b>	<b>1,619,911.00</b>	<b>156,048.44</b>	<b>702,813.24</b>	<b>917,097.76</b>	<b>43.39</b>	<b>702,981.92</b>

**CITY OF FITCHBURG  
EXPENDITURES WITH COMPARISON TO BUDGET  
FOR THE 6 MONTHS ENDING JUNE 30, 2025**

**GENERAL FUND**

	BUDGET	PERIOD ACTUAL	YTD ACTUAL	UNEXPENDED	% OF BUDGET	PRIOR YTD
<u>RECREATION &amp; LEISURE</u>						
100-5530-110 SALARIES & WAGES - RECREATION	147,832.00	11,172.80	56,309.77	91,522.23	38.09	67,689.36
100-5530-115 OVERTIME	2,426.00	.00	.00	2,426.00	.00	57.07
100-5530-120 PT/LTE/SEASONAL WAGES	63,939.00	4,053.63	12,316.99	51,622.01	19.26	25,246.34
100-5530-131 FICA	16,441.00	1,097.64	4,949.54	11,491.46	30.10	6,656.68
100-5530-132 WRS	10,493.00	776.52	3,963.62	6,529.38	37.77	4,718.95
100-5530-135 LONGEVITY	720.00	.00	720.00	.00	100.00	675.00
100-5530-160 HEALTH INS	34,295.00	2,857.94	14,710.51	19,584.49	42.89	15,812.76
100-5530-161 LIFE INS	286.00	15.62	77.58	208.42	27.13	86.70
100-5530-162 DISABILITY INS	748.00	.00	.00	748.00	.00	.00
100-5530-163 DENTAL INS	1,868.00	151.22	789.15	1,078.85	42.25	889.56
100-5530-190 REC HOLIDAY PREMIUM	.00	.00	.00	.00	.00	39.38
100-5530-245 SOFTWARE, SUBSCRIPTIONS, MAINT	5,500.00	520.71	4,125.92	1,374.08	75.02	4,277.26
100-5530-290 OTHER CONTRACTUAL SERVICES	90,000.00	7,906.20	32,429.60	57,570.40	36.03	47,672.22
100-5530-310 OFFICE SUPPLIES & POSTAGE	275.00	25.00	25.00	250.00	9.09	.00
100-5530-320 PUBLICATIONS, DUES	800.00	.00	596.00	204.00	74.50	735.00
100-5530-325 TRAINING & TRAVEL	1,400.00	.00	121.00	1,279.00	8.64	622.00
100-5530-335 VEHICLE OPERATING EXPENSE	500.00	.00	.00	500.00	.00	.00
100-5530-345 PUBLIC INFORMATION & EDUCATION	5,200.00	.00	.00	5,200.00	.00	.00
100-5530-387 RECREATION PROGRAMS EXPENSE	40,000.00	2,353.30	5,013.01	34,986.99	12.53	8,705.74
100-5530-397 GASOLINE/DIESEL FUEL	525.00	.00	77.36	447.64	14.74	232.89
100-5530-505 LEASE/RENTAL COSTS	200.00	.00	.00	200.00	.00	82.34
100-5530-570 IT OPERATING ISF ALLOCATION	20,585.00	1,715.42	10,292.52	10,292.48	50.00	9,617.52
100-5530-572 INSURANCE ISF ALLOCATION	7,980.00	665.00	3,990.00	3,990.00	50.00	3,930.00
100-5530-573 IT CAPITAL ISF ALLOCATION	925.00	77.08	462.48	462.52	50.00	417.48
<b>TOTAL RECREATION &amp; LEISURE</b>	<b>452,938.00</b>	<b>33,388.08</b>	<b>150,970.05</b>	<b>301,967.95</b>	<b>33.33</b>	<b>198,164.25</b>

**CITY OF FITCHBURG  
EXPENDITURES WITH COMPARISON TO BUDGET  
FOR THE 6 MONTHS ENDING JUNE 30, 2025**

**GENERAL FUND**

	BUDGET	PERIOD ACTUAL	YTD ACTUAL	UNEXPENDED	% OF BUDGET	PRIOR YTD
<u>F.A.C.T - CABLE FUND EXPENSE</u>						
100-5570-110 SALARIES & WAGES - CABLE	263,938.00	20,716.00	124,059.90	139,878.10	47.00	120,867.38
100-5570-120 PT/LTE/SEASONAL WAGES	9,158.00	498.16	996.32	8,161.68	10.88	2,656.67
100-5570-131 FICA	20,949.00	1,483.13	8,761.48	12,187.52	41.82	8,669.27
100-5570-132 WRS	18,396.00	1,442.48	8,668.67	9,727.33	47.12	8,389.58
100-5570-135 LONGEVITY	630.00	.00	630.00	.00	100.00	585.00
100-5570-160 HEALTH INS	58,664.00	4,888.70	29,332.20	29,331.80	50.00	27,051.36
100-5570-161 LIFE INS	718.00	58.07	348.42	369.58	48.53	313.08
100-5570-162 DISABILITY INS	1,176.00	.00	.00	1,176.00	.00	.00
100-5570-163 DENTAL INS	3,239.00	262.24	1,573.44	1,665.56	48.58	1,542.60
100-5570-190 FACTV HOLIDAY PREMIUM	123.00	39.21	39.21	83.79	31.88	89.40
100-5570-240 REPAIRS & MAINT - BY OTHERS	3,000.00	.00	67.50	2,932.50	2.25	.00
100-5570-245 SOFTWARE, SUBSCRIPTIONS, MAINT	12,300.00	5,280.00	10,030.00	2,270.00	81.54	7,750.00
100-5570-290 OTHER CONTRACTUAL SERVICES	1,300.00	66.45	323.95	976.05	24.92	294.62
100-5570-310 OFFICE SUPPLIES & POSTAGE	500.00	.00	.00	500.00	.00	.00
100-5570-320 PUBLICATIONS, DUES	1,600.00	.00	1,595.00	5.00	99.69	1,595.00
100-5570-325 TRAINING & TRAVEL	3,500.00	1,759.66	2,650.36	849.64	75.72	1,591.25
100-5570-330 VEHICLE USE REIMBURSEMENT	105.00	.00	.00	105.00	.00	.00
100-5570-335 VEHICLE EXPENSE	2,747.00	.00	.00	2,747.00	.00	457.46
100-5570-340 OPERATING MATERIALS & SUPPLIES	9,350.00	.00	3,648.88	5,701.12	39.03	4,476.53
100-5570-345 PUBLIC INFORMATION & EDUCATION	1,000.00	.00	.00	1,000.00	.00	825.00
100-5570-350 REPAIRS & MAINT SUPPLIES	3,000.00	.00	.00	3,000.00	.00	1,108.36
100-5570-355 EQUIPMENT EXPENSE	.00	.00	5,290.92 (	5,290.92)	.00	153.96
100-5570-397 GASOLINE/DIESEL FUEL	875.00	.00	88.20	786.80	10.08	288.36
100-5570-505 LEASE/RENTAL COSTS	.00	.00	.00	.00	.00	.11
100-5570-570 IT OPERATING ISF ALLOCATION	31,230.00	2,602.50	15,615.00	15,615.00	50.00	14,880.00
100-5570-572 INSURANCE ISF ALLOCATION	9,760.00	813.33	4,879.98	4,880.02	50.00	4,912.02
100-5570-573 IT CAPITAL ISF ALLOCATION	12,170.00	1,014.17	6,085.02	6,084.98	50.00	5,002.50
<b>TOTAL F.A.C.T - CABLE FUND EXPENS</b>	<b>469,428.00</b>	<b>40,924.10</b>	<b>224,684.45</b>	<b>244,743.55</b>	<b>47.86</b>	<b>213,499.51</b>

**CITY OF FITCHBURG  
EXPENDITURES WITH COMPARISON TO BUDGET  
FOR THE 6 MONTHS ENDING JUNE 30, 2025**

**GENERAL FUND**

	BUDGET	PERIOD ACTUAL	YTD ACTUAL	UNEXPENDED	% OF BUDGET	PRIOR YTD
<u>ZONING &amp; PLANNING</u>						
100-5630-110 SALARIES & WAGES - PLANNING	304,127.00	16,259.21	136,009.95	168,117.05	44.72	135,527.21
100-5630-115 OVERTIME	7,061.00	.00	900.91	6,160.09	12.76	1,499.81
100-5630-120 PT/LTE/SEASONAL WAGES	12,448.00	1,930.85	2,021.50	10,426.50	16.24	.00
100-5630-131 FICA	24,758.00	1,337.52	10,281.90	14,476.10	41.53	10,173.29
100-5630-132 WRS	21,628.00	1,130.02	9,203.99	12,424.01	42.56	9,460.20
100-5630-140 PER DIEMS - COMMISSIONS & BDS	4,090.00	.00	.00	4,090.00	.00	.00
100-5630-160 HEALTH INS	44,221.00	2,857.94	21,283.54	22,937.46	48.13	20,386.92
100-5630-161 LIFE INS	735.00	35.50	240.70	494.30	32.75	216.00
100-5630-162 DISABILITY INS	715.00	.00	.00	715.00	.00	.00
100-5630-163 DENTAL INS	2,364.00	151.22	1,108.32	1,255.68	46.88	1,126.08
100-5630-210 PROFESSIONAL SERVICES	5,000.00	.00	.00	5,000.00	.00	.00
100-5630-245 SOFTWARE, SUBSCRIPTIONS, MAINT	700.00	330.00	630.00	70.00	90.00	.00
100-5630-250 PUBLIC NOTICES/ADS	9,000.00	296.24	1,949.81	7,050.19	21.66	3,523.18
100-5630-310 OFFICE SUPPLIES & POSTAGE	1,600.00	56.58	320.13	1,279.87	20.01	110.80
100-5630-320 PUBLICATIONS, DUES	2,810.00	.00	1,471.07	1,338.93	52.35	1,414.30
100-5630-325 TRAINING & TRAVEL	7,100.00	.00	2,499.86	4,600.14	35.21	2,296.84
100-5630-330 VEHICLE USE REIMBURSEMENT	940.00	.00	.00	940.00	.00	373.86
100-5630-340 OPERATING MATERIALS & SUPPLIES	250.00	27.81	27.81	222.19	11.12	.00
100-5630-345 PUBLIC INFORMATION & EDUCATION	600.00	.00	.00	600.00	.00	.00
100-5630-355 EQUIPMENT EXPENSE	.00	.00	.00	.00	.00	614.98
100-5630-505 LEASE/RENTAL COSTS	20.00	.00	.00	20.00	.00	7.63
100-5630-570 IT OPERATING ISF ALLOCATION	31,080.00	2,590.00	15,540.00	15,540.00	50.00	14,554.98
100-5630-572 INSURANCE ISF ALLOCATION	2,720.00	226.67	1,360.02	1,359.98	50.00	1,264.98
100-5630-573 IT CAPITAL ISF ALLOCATION	1,235.00	102.92	617.52	617.48	50.00	557.52
<b>TOTAL ZONING &amp; PLANNING</b>	<b>485,202.00</b>	<b>27,332.48</b>	<b>205,467.03</b>	<b>279,734.97</b>	<b>42.35</b>	<b>203,108.58</b>

**CITY OF FITCHBURG  
EXPENDITURES WITH COMPARISON TO BUDGET  
FOR THE 6 MONTHS ENDING JUNE 30, 2025**

**GENERAL FUND**

	BUDGET	PERIOD ACTUAL	YTD ACTUAL	UNEXPENDED	% OF BUDGET	PRIOR YTD
<u>ECONOMIC DEVELOPMENT</u>						
100-5670-110 SALARIES & WAGES - EDC	326,027.00	24,528.57	149,961.67	176,065.33	46.00	107,919.31
100-5670-115 OVERTIME	.00	211.05	211.05	( 211.05)	.00	.00
100-5670-131 FICA	25,150.00	1,866.98	11,444.81	13,705.19	45.51	8,343.21
100-5670-132 WRS	22,848.00	1,743.24	10,637.17	12,210.83	46.56	7,626.33
100-5670-135 LONGEVITY	2,520.00	.00	2,520.00	.00	100.00	2,430.00
100-5670-140 PER DIEMS - ECON DEV COMM	1,080.00	.00	.00	1,080.00	.00	.00
100-5670-160 HEALTH INS	58,664.00	4,889.62	29,062.89	29,601.11	49.54	15,503.50
100-5670-161 LIFE INS	1,659.00	141.81	847.62	811.38	51.09	748.62
100-5670-162 DISABILITY INS	1,200.00	.00	.00	1,200.00	.00	.00
100-5670-163 DENTAL INS	3,239.00	262.48	1,559.85	1,679.15	48.16	872.66
100-5670-190 EDC HOLIDAY PREMIUM	205.00	340.03	340.03	( 135.03)	165.87	112.70
100-5670-245 SOFTWARE, SUBSCRIPTIONS, MAINT	1,440.00	.00	1,440.00	.00	100.00	1,223.60
100-5670-310 OFFICE SUPPLIES & POSTAGE	1,675.00	.69	24.06	1,650.94	1.44	60.09
100-5670-320 PUBLICATIONS, DUES	1,905.00	.00	1,640.00	265.00	86.09	1,241.67
100-5670-325 TRAINING & TRAVEL	3,100.00	54.50	1,396.40	1,703.60	45.05	835.00
100-5670-330 VEHICLE USE REIMBURSEMENT	800.00	26.60	184.80	615.20	23.10	199.10
100-5670-340 OPERATING MATERIALS & SUPPLIES	1,250.00	.00	.00	1,250.00	.00	.00
100-5670-345 PUBLIC INFORMATION & EDUCATION	525.00	.00	.00	525.00	.00	.00
100-5670-355 EQUIPMENT EXPENSE	.00	.00	.00	.00	.00	614.98
100-5670-363 COMMUNICATIONS EXPENSE	410.00	.00	.00	410.00	.00	.00
100-5670-505 LEASE/RENTAL COSTS	20.00	.00	.00	20.00	.00	6.23
100-5670-570 IT OPERATING ISF ALLOCATION	24,245.00	2,020.42	12,122.52	12,122.48	50.00	10,327.50
100-5670-572 INSURANCE ISF ALLOCATION	9,125.00	760.42	4,562.52	4,562.48	50.00	4,281.00
100-5670-573 IT CAPITAL ISF ALLOCATION	925.00	77.08	462.48	462.52	50.00	277.50
<b>TOTAL ECONOMIC DEVELOPMENT</b>	<b>488,012.00</b>	<b>36,923.49</b>	<b>228,417.87</b>	<b>259,594.13</b>	<b>46.81</b>	<b>162,623.00</b>
<u>TRANSFERS TO OTHER FUNDS</u>						
100-5920-951 TRANSFER TO CAP PROJ - EQUIP	1,068,230.00	.00	.00	1,068,230.00	.00	.00
100-5920-954 OTHER TRANS TO FUND 400	4,281,690.00	.00	.00	4,281,690.00	.00	.00
<b>TOTAL TRANSFERS TO OTHER FUND</b>	<b>5,349,920.00</b>	<b>.00</b>	<b>.00</b>	<b>5,349,920.00</b>	<b>.00</b>	<b>.00</b>
<b>TOTAL FUND EXPENDITURES</b>	<b>36,107,873.00</b>	<b>2,648,936.12</b>	<b>13,690,655.98</b>	<b>22,417,217.02</b>	<b>37.92</b>	<b>13,074,633.55</b>
<b>NET REVENUE OVER EXPENDITURES</b>	<b>.00</b>	<b>( 2,043,092.92)</b>	<b>11,803,877.47</b>	<b>( 11,803,877.47)</b>	<b>.00</b>	<b>11,709,568.97</b>

# CITY OF FITCHBURG

BALANCE SHEET  
JUNE 30, 2025

## FUND 100 - GENERAL FUND

### ASSETS

100-11100	CASH	( 69,442,482.42)
100-11210	CASH HELD BY MCF - ENDOWMENT	78,409.54
100-11300	INVESTMENTS - LGIP #1	79,843,929.70
100-11310	PARK BANK MMKT	3,272,198.10
100-11335	WI BANK & TR - CERT OF DEPOSIT	235,000.00
100-11370	OAK BANK MMKT	247,860.76
100-11375	OAK BANK - CERTIFICATES OF DEP	235,000.00
100-11395	TOWN BANK - CD	235,000.00
100-11445	CAPITOL BANK - CERT OF DEP	240,000.00
100-11455	ONE COMMUNITY BANK - CD	235,000.00
100-11465	LAKE RIDGE BANK - CD	235,000.00
100-11515	WISC/PMA CMS	1,029,665.87
100-11516	WISC/PMA IS	.34
100-11520	WISC/PMA - CD	4,830,259.77
100-11521	WISC/PMA - TREASURY BOND/NOTE	995,008.99
100-11522	WISC/PMA - EXTENDED TERM DUR	256,250.00
100-11601	MSSB/WISC EOY MARKET ADJ	102,009.75
100-11800	PETTY CASH	550.00
100-12100	TAXES RECEIVABLE	9,969,064.98
100-12320	DELINQ PERS PROP TAX RECEIVABL	37,185.05
100-12601	S/A REC - W&S IMPR FTC MADISON	12,026.66
100-12640	DELINQUENT S/A	76,110.73
100-13100	MISCELLANEOUS A/R	16,064.61
100-13101	BILLABLE AR	( 836.21)
100-13200	CUSTOMER A/R MODULE	172,667.91
100-13300	ACCRUED INTEREST RECEIVABLE	22,100.09
100-13800	MUNI COURT ACCTS RECEIVABLE	905,206.48
100-13810	ACCTS REC - UTILITY DISTRICT	769,416.00
100-13814	UNAPPLIED ACCTS RECEIVABLE	( 8,375.00)
100-13900	ALLOW FOR UNCOLL MUNI COURT	( 720,318.75)
100-13905	ALLOWANCE FOR DELINQ PP TAX	( 31,581.06)
100-13910	ALLOWANCE FOR UNCOLL AR	( 4,071.79)
100-13915	ALLOWANCE FOR UNCOLL BILLED AR	( 44,902.85)
100-15411	DUE FROM TIF #11	37,000.00
100-15413	DUE FROM TIF #13	210,000.00
100-15414	DUE FROM TIF #14	51,000.00
100-15415	DUE FROM TIF #15	500.00
100-15416	DUE FROM TIF #16	26,000.00
100-15417	DUE FROM TIF #17	27,000.00
100-15418	DUE FROM TIF #18	25,000.00
100-16200	PREPAID EXPENSES	50,000.00
100-17220	LAND CONTR REC - SERENITY CLUB	18,277.15
	TOTAL ASSETS	<u>34,243,194.40</u>

# CITY OF FITCHBURG

BALANCE SHEET  
JUNE 30, 2025

## FUND 100 - GENERAL FUND

### LIABILITIES AND EQUITY

#### LIABILITIES

100-21122	VOUCHERS PAYABLE	155,432.76	
100-21123	RETAINAGE PAYABLE	26,772.50	
100-21124	PCARD PAYABLE	193,246.09	
100-21127	CUST DEPOSIT PAYABLE	9,752.06	
100-21570	MEDICAL/DEPEND FSA	13,020.69	
100-21572	SUP ACCIDENT INS PAYABLE	( 32.44)	
100-21710	RETIREMENT PREMIUMS PAYABLE	233,649.39	
100-21720	DEFERRED COMPENSATION PAYABLE	11.73	
100-21730	HEALTH INS PREMIUMS PAYABLE	( 331,074.78)	
100-21740	DENTAL INS PREMIUMS PAYABLE	( 17,698.85)	
100-21750	LIFE INS PREMIUMS PAYABLE (BA)	( 8,636.29)	
100-21780	VISION PAYABLE	( 1,990.71)	
100-23166	DEPOSIT-H&M DISTRIBUTING CO	5,000.00	
100-23167	HOLDING TANK DEPOSITS	1,000.00	
100-23170	DEPOSITS BY DEVELOPERS	950,137.46	
100-24211	DUE TO STATE-SALES TAX PAYABLE	718.05	
100-24310	DUE TO COUNTY-TAX RELATED	2,861,935.02	
100-24311	DUE TO COUNTY (NON-TAX OR LIC)	2,422.00	
100-24330	DUE COUNTY FOR DOG LICENSES	1,467.00	
100-24400	DUE TO OTHER MUNIC (WHEN PAID)	9,266.52	
100-24621	DUE OREGON FOR MH FEES	364.38	
100-26101	LAND CONTRACT-UNAVAIL DEF INF	18,277.15	
100-26200	UNAVAIL DEF INFLOW S/A REVENUE	12,026.66	
	TOTAL LIABILITIES		4,135,066.39

#### FUND EQUITY

100-34130	NONSPENDABLE FB - LT ADVANCES	320,000.00	
100-34134	NONSPENDABLE FB - PREPAIDS	506,755.87	
100-34135	NONSPENDABLE FB - DELINQ SA	18,341.98	
100-34136	NONSPENDABLE FB - DELINQ PP	5,827.46	
100-34201	ASSIGNED FB- EE RETIRE RESERVE	3,879,931.00	
100-34202	ASSIGNED FB - APPLIED FUT BUD	6,669,203.00	
100-34203	ASSIGNED FB - PILOT	769,416.00	
100-34204	ASSIGNED FB - FY SHARED REV	1,576,885.00	
100-34300	UNASSIGNED (DEFICIT) FB	4,479,480.69	
100-34400	RESTRICTED FB - MCF ENDOWMENT	78,409.54	
	UNAPPROPRIATED FUND BALANCE: REVENUE OVER EXPENDITURES - YTD	11,803,877.47	
	BALANCE - CURRENT DATE	11,803,877.47	
	TOTAL FUND EQUITY		30,108,128.01
	TOTAL LIABILITIES AND EQUITY		34,243,194.40