

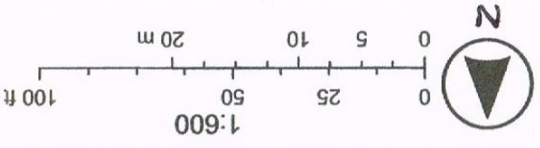


6/17/2024, 6:15:08 AM

Parcels

ISR = 43.36%

- No ADDITIONAL LANDSCAPING
- No LIGHTING





P.O Box 930220
 Verona, WI 53593-0220
 Phone: (608) 845-9700
 Fax: (608) 845-7070

5/7/2024
 PER MAR SECURITY , JOHN FEHLING
 Doc ID: 5129820240507143107

Cleary/Owner Project Contract - Erected

This contract has not been reviewed for energy code compliance. Conformance to the International Energy Conservation Code (IECC) may necessitate additional costs not included in this contract.

Building Structure

Building Name: Building 1

Commercial – WxLxH: 30' 0" x 40' 0" x 15' 4" (See "Interior Clearances and Exterior Heights" Section)

Width: 30' 0"

Length: 5 Bays at 8' o.c. (Note: See drawing for any custom bay sizes)

Eave Height: 15' 4"

13' 8" Interior (Truss) Clearance from the Concrete Floor (See "Interior Clearances and Exterior Heights" Section)

Roof System: Truss (Standard Lower Chord)

Default Ceiling Design: Not Designed to Support a Ceiling

Roof Pitch: 4/12

Purlins: 2"x4" Continuous 2' 0" inch on center

Additional Accessories

Purlin Blocking: Both Endwalls are purlin blocked

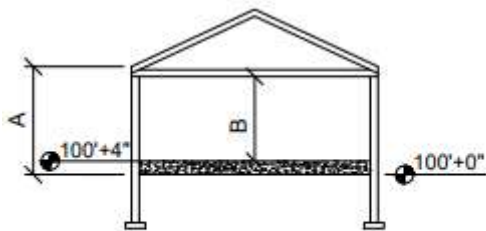
Roofline Wind Bracing

Foundation

Type: In Ground

Concrete Floor: Yes - Supplied by Cleary (Concrete not included unless otherwise noted in writing in the Additional Building Components section)

Interior Clearances and Exterior Heights



Standard Lower Chord Truss (SLC)

Interior Clearances:

"B" = Clearance from finished floor to bottom of truss: **13' 8"**
 (Trusses not designed to support a ceiling)

Exterior Heights:

"A" = Actual Eave Height: **15' 4"**
 Roof Peak Height: **20' 4"**
 Roof Pitch: **4/12**

Top of concrete floor must be at 100'+4" for this foundation type. If thicker concrete floor is desired, the extra thickness will be below the 100'+0" mark.

Roof Finish and Accessories for Building 1



P.O Box 930220
Verona, WI 53593-0220
Phone: (608) 845-9700
Fax: (608) 845-7070

5/7/2024
PER MAR SECURITY , JOHN FEHLING
Doc ID: 5129820240507143107

Cleary/Owner Project Contract - Erected

Exterior Finishes

Roof: PLP Prime G90

Ventilation

Roof

Ridge Cap(s):

43' 0" of Standard Ridge Cap. Marco LP2 Weather-Tite Ridge Vent "Low Profile" (Add ventilation to ridge).

Accessories

Roof

Snow Bar(s):

Cleary Snow Bar Trim SB-1 - New Construction - 40' 0" LF

Condensation Control for Building 1: None

Weathervane: Cleary weathervane not included with building

Elevations for Building 1



East Side Wall 1 on Building 1

Note: These colors are as close to the actual colors as permitted by printing. Actual metal samples must be reviewed with your Sales Specialist. Colors vary depending upon position and angles.

Exterior Finishes

Side Wall 1 on Building 1

Siding: PLP Prime G90

Tyvek: None

Wainscot: None

Eave Filler Strips: None



P.O Box 930220
 Verona, WI 53593-0220
 Phone: (608) 845-9700
 Fax: (608) 845-7070

5/7/2024
 PER MAR SECURITY , JOHN FEHLING
 Doc ID: 5129820240507143107

Cleary/Owner Project Contract - Erected

Treated Plank Filler Strips: None

Ventilation

Side Wall 1 on Building 1

Overhang: 18" Aluminum soffit (Sidewall) with vented soffit

Bird Screening for the interior to prevent birds from nesting in overhang.

Accessories

Side Wall 1 on Building 1

Concrete Wall Section(s):

Concrete Wall Section @ 0' 0": Dryset Brackets, Bottom trim added to top of wall

Wall Height is 2' 0" between 0' 0" - 40' 0" from left edge of wall

Interior Finishes / Insulation

Side Wall 1 on Building 1

Condensation Control: None

Insulation: None



West Side Wall 2 on Building 1

Note: These colors are as close to the actual colors as permitted by printing. Actual metal samples must be reviewed with your Sales Specialist. Colors vary depending upon position and angles.

Exterior Finishes

Side Wall 2 on Building 1

Siding: PLP Prime G90

Tyvek: None

Wainscot: PLP Prime G90 (Height is 3'-4" above the 100' mark)

Wainscot Filler Strips: None

Eave Filler Strips: None

Treated Plank Filler Strips: None



P.O Box 930220
Verona, WI 53593-0220
Phone: (608) 845-9700
Fax: (608) 845-7070

5/7/2024
PER MAR SECURITY , JOHN FEHLING
Doc ID: 5129820240507143107

Cleary/Owner Project Contract - Erected

Ventilation

Side Wall 2 on Building 1

Overhang: 18" Aluminum soffit (Sidewall) with vented soffit

Bird Screening for the interior to prevent birds from nesting in overhang.

Accessories

Side Wall 2 on Building 1

Overhead Frame Out(s):

12' 0" Width x 10' 0" Height

Headroom Available: 3' 8"

Additional Header material required: None

Distance from left edge of wall to left edge: 8' 2 1/4"

Distance from 100'+0" mark to bottom of the overhead frame out plus: 4"

Overhead frame out to be designed for High Lift Door.

OVERHEAD DOOR NOT INCLUDED UNLESS OTHERWISE NOTED IN WRITING IN THE ADDITIONAL BUILDING COMPONENTS OR CLOPAY BUILDING PRODUCTS SECTION.

12' 0" Width x 12' 0" Height

Headroom Available: 1' 8"

Additional Header material required: Overhead Frame Out with 13" to 20" of Required Headroom without Liner

Distance from left edge of wall to left edge: 24' 2 1/4"

Distance from 100'+0" mark to bottom of the overhead frame out plus: 4"

OVERHEAD DOOR NOT INCLUDED UNLESS OTHERWISE NOTED IN WRITING IN THE ADDITIONAL BUILDING COMPONENTS OR CLOPAY BUILDING PRODUCTS SECTION.

Interior Finishes / Insulation

Side Wall 2 on Building 1

Condensation Control: None

Insulation: None



P.O Box 930220
Verona, WI 53593-0220
Phone: (608) 845-9700
Fax: (608) 845-7070

5/7/2024
PER MAR SECURITY , JOHN FEHLING
Doc ID: 5129820240507143107

Cleary/Owner Project Contract - Erected



North End Wall 1 on Building 1

Note: These colors are as close to the actual colors as permitted by printing. Actual metal samples must be reviewed with your Sales Specialist. Colors vary depending upon position and angles.

Exterior Finishes

- End Wall 1 on Building 1
- Siding: PLP Prime G90
- Tyvek: None
- Wainscot: None
- Gable Filler Strips: Gable filler strips not included.
- Treated Plank Filler Strips: None

Ventilation

- End Wall 1 on Building 1
- Overhang: 18" Aluminum soffit (Endwall) with vented soffit

Accessories

- End Wall 1 on Building 1
- Concrete Wall Section(s):
 - Concrete Wall Section @ 0' 0": Dryset Brackets, Bottom trim added to top of wall
 - Wall Height is 2' 0" between 0' 0" - 18' 0" from left edge of wall

Interior Finishes / Insulation

C-500
v12/10

built with pride before the  *is applied*®



P.O Box 930220
Verona, WI 53593-0220
Phone: (608) 845-9700
Fax: (608) 845-7070

5/7/2024
PER MAR SECURITY , JOHN FEHLING
Doc ID: 5129820240507143107

Cleary/Owner Project Contract - Erected

End Wall 1 on Building 1
Condensation Control: None
Insulation: None



South End Wall 2 on Building 1

Note: These colors are as close to the actual colors as permitted by printing. Actual metal samples must be reviewed with your Sales Specialist. Colors vary depending upon position and angles.

Exterior Finishes

End Wall 2 on Building 1
Siding: PLP Prime G90
Tyvek: None
Wainscot: None
Gable Filler Strips: Gable filler strips not included.
Treated Plank Filler Strips: None

Ventilation

End Wall 2 on Building 1
Overhang: 18" Aluminum soffit (Endwall) with vented soffit

Accessories

End Wall 2 on Building 1
Walk Door(s):

C-500
v12/10

built with pride before the  *is applied*®



P.O Box 930220
Verona, WI 53593-0220
Phone: (608) 845-9700
Fax: (608) 845-7070

5/7/2024
PER MAR SECURITY , JOHN FEHLING
Doc ID: 5129820240507143107

Cleary/Owner Project Contract - Erected

Standard, Steel Jamb 3 1/2" 3'-0"x6'-8"

Distance from left edge of wall to left edge: 3' 3 5/16"

Distance from 100'+0" mark to bottom of door plus: 4"

Anchor: ANCHOR KIT (WOOD)

Closer: CLOSER, HEAVY DUTY

Dead Bolt: Interconnected Dead Bolt

Door Chain: No Chain

Embossment: No Embossment

Frame: 2x6

Hinge: 4" 304 STAINLESS STEEL FIXED PIN

Jamb: 3 1/2" Insulated Jamb

Kick Plate: No Kick Plate

Latch Guard: LATCH GUARD FOR COMM. INTERCONNECTING LOCKSET

Latch: None

Lockset: Interconnected Lever/Dead Bolt

Panic Hardware: No Panic Hardware

Skin: Blank

Swing: Right Hand Swing Out Single Door

Window: None

Keyed Alike. Group 1

Concrete Wall Section(s):

Concrete Wall Section @ 12' 0": Dryset Brackets, Bottom trim added to top of wall

Wall Height is 2' 0" between 12' 0" - 30' 0" from left edge of wall

Interior Finishes / Insulation

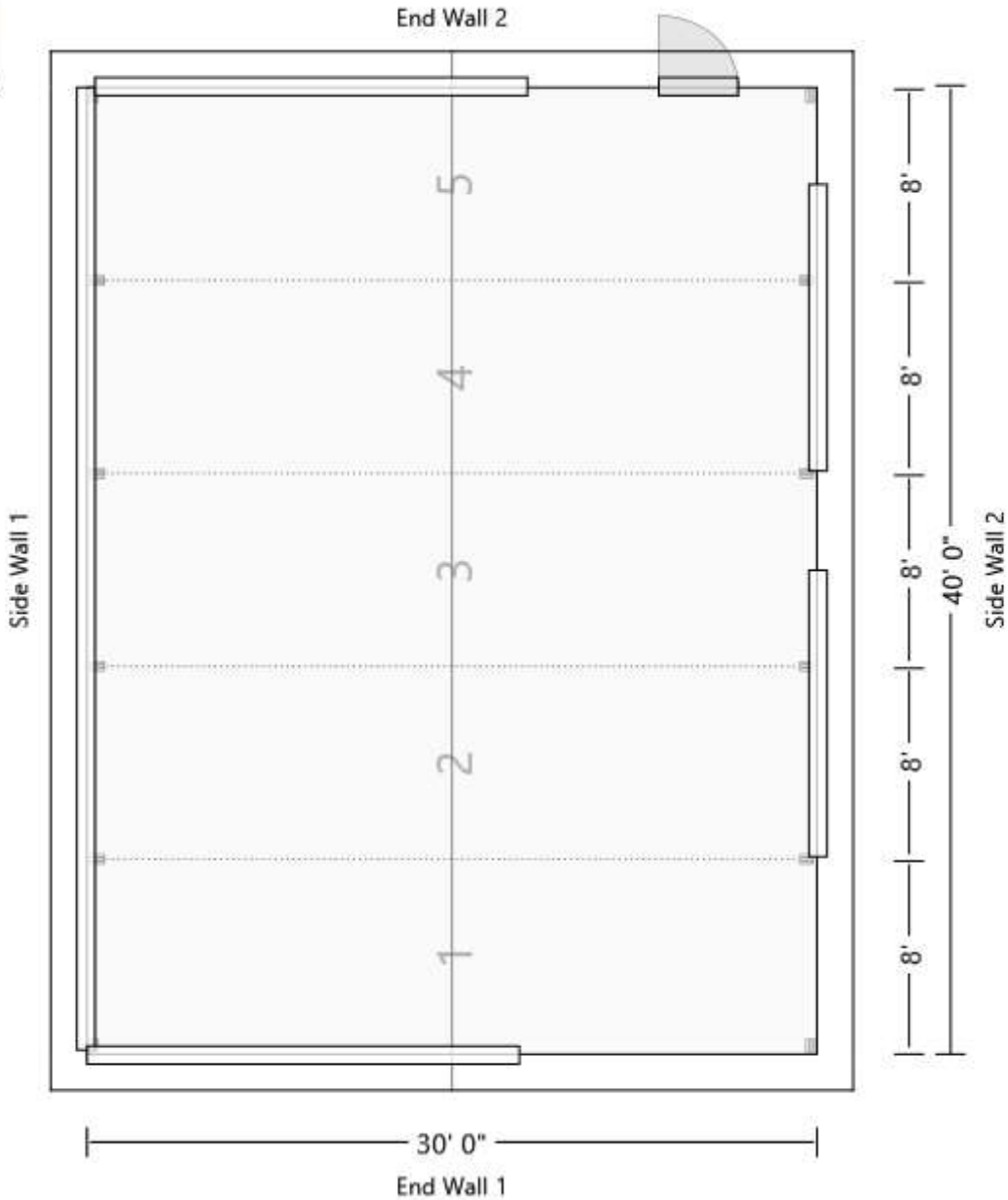
End Wall 2 on Building 1

Condensation Control: None

Insulation: None

Cleary/Owner Project Contract - Erected

Floor Plan






P.O Box 930220
Verona, WI 53593-0220
Phone: (608) 845-9700
Fax: (608) 845-7070

5/7/2024
PER MAR SECURITY , JOHN FEHLING
Doc ID: 5129820240507143107

Cleary/Owner Project Contract - Erected

Aerial View



Note: These colors are as close to the actual colors as permitted by printing. Actual metal samples must be reviewed with your Sales Specialist. Colors vary depending upon position and angles.



P.O Box 930220
Verona, WI 53593-0220
Phone: (608) 845-9700
Fax: (608) 845-7070

5/7/2024
PER MAR SECURITY , JOHN FEHLING
Doc ID: 5129820240507143107

Cleary/Owner Project Contract - Erected

Project Colors

Building - Exterior

Siding

PLP Prime G90: Gray
Corner Trim: Charcoal Gray
Bottom Trim: Charcoal Gray

Wainscot

PLP Prime G90: Charcoal Gray
Cap AZ-2 Trim: Charcoal Gray
Bottom Trim: Charcoal Gray

Roof

PLP Prime G90: Charcoal Gray

Trim

Gable: Charcoal Gray
Eave/Fascia: Charcoal Gray
Ridge Cap: Charcoal Gray
Trim Color Unless Otherwise Specified: Charcoal Gray

Overhangs

Soffit: Charcoal Gray
WallToSoffitTrim: Gray
CeilingEnclosureTrim: Charcoal Gray

Overhead Frameout

J-Trim: Charcoal Gray

Walk Doors

Standard Blocked 3068: Brilliant
J-Trim: Charcoal Gray

Subcontractors

Overhead Doors

LIFETIME DOOR COMPANY: White

Project Color Chip Review

All applicable Wall Steel, Roof Steel, Walk Door, Overhead Door, and Trim colors have been reviewed using steel color chips.

Purchaser Initials

Overhead Frameout & Headroom