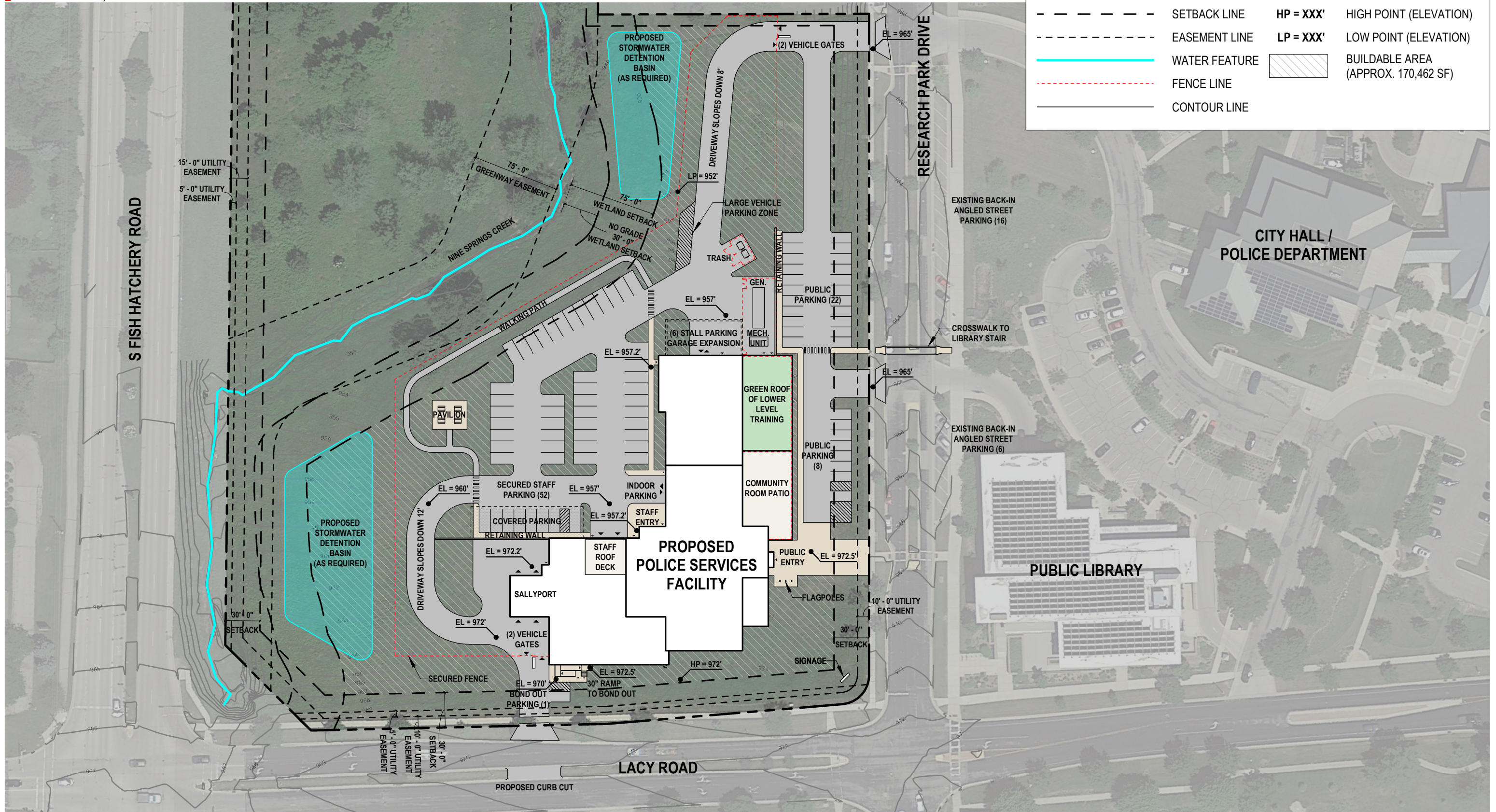


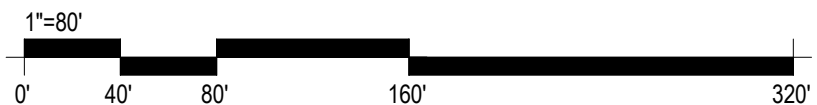
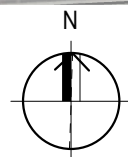
FITCHBURG POLICE SERVICES FACILITY

5520 LACY ROAD
FITCHBURG, WI 53711

SITE PLAN LEGEND			
	PROPERTY LINE	EL = XXX'	ELEVATION
	SETBACK LINE	HP = XXX'	HIGH POINT (ELEVATION)
	EASEMENT LINE	LP = XXX'	LOW POINT (ELEVATION)
	WATER FEATURE		BUILDABLE AREA (APPROX. 170,462 SF)
	FENCE LINE		
	CONTOUR LINE		



CONCEPT SITE PLAN




CITY OF FITCHBURG
Job No. 23-3772.01


Published 11/09/23
©2023 FGM Architects Inc.



CONCEPT 1



CONCEPT 2



PLANTING LAYOUT





fgma