



# **2023**

# **City of Fitchburg, Wisconsin**

# **Budget**

---

**Adopted 11/1/22**  
**R-187-22**



# 2023 Adopted Operating Budget City of Fitchburg, Wisconsin

## Table of Contents

<u>Mayor</u>		
Aaron Richardson	Letter from City Administrator Chad Brecklin	5-8
	Resolution Adopting the Operating Budget	9
<u>District 1</u>		
Dave Herbst		
Joe Maldonado		
	<b><u>Summary of Budget and Tax Levy, Charts &amp; Graphs</u></b>	
	Summary of Budget and Tax Levy	10
	Property Tax Levies - Budget	12
<u>District 2</u>	Comparison of Taxes Paid	13-14
Julia Arata-Fratta	Tax Impact Analysis	15-16
Gabriella Gerhardt	Budget Graphs/Pie-charts	17-22
	Fund Balance Projections & Detail of Fund Balance Use	23-25
<u>District 3</u>	Supplemental Information - Personnel Summary	26
Jay Allen	Summary of Council Amendments to Budget	27-28
Shannon Strassman	New Staffing Proposal Summary	29-32
	Budget Public Hearing Notice Published in Paper	33
<u>District 4</u>		
Jim Wheeler		
Randy Udell,		
Council President		
	<b><u>Detailed Budget Information</u></b>	
	<b>Fund 100 - General Fund Expenditure Summary</b>	34
	<b>General Fund Revenues</b>	35
	<b>General Fund Expenditures</b>	
	<b>General Government</b>	
	Mayor & Council, Administration, Municipal Court, Legal	36
	Clerk, Human Resources, Sustainability	37
	Finance, Assessing, Bldg & Grounds	38
	Bldg & Grounds (cont.), Interdepartmental	39
	<b>Public Safety</b>	
	Police	39
	Fire, Bldg Inspections, Other Public Safety	40
	<b>Public Works/Mass Transit</b>	41
	<b>Community/Human Services/Senior Center</b>	41
	<b>Culture, Recreation, &amp; Education</b>	
	Community Center	41
	Parks, Recreation & Leisure, FACTv	42
	<b>Community Development</b>	
	Planning & Zoning, Economic Development	43
	<b>Transfers to Other Funds</b>	43

## **2023 BUDGET - TABLE OF CONTENTS CONTINUED**

### **Special Revenue Funds**

Fund 200 - Grant/Donation Fund	44
Fund 202 - Park Dedication Fund (old rules)	45
Fund 203 - Park Dedication Fund (new rules)	46-47
Fund 207 - FACTv/Cable Fund (moved to General Fund)	48
Fund 213 - Refuse & Recycling Collection Fund	49
Fund 222 - Police Forfeitures	50
Fund 224 - Community Wellbeing	51
Fund 225 - Community & Economic Development Authority	52
Fund 226 - Affordable Housing	53
Fund 227 - Cemetery	54
Fund 229 - ARPA Funding	55
Fund 230 - TID Closure Excess Increment	56
Fund 231 - Transit	57
Fund 250 - Library Services	58

### **Fund 300 - Debt Service Fund**

Schedule of Indebtedness	59
	60

### **Fund 400 - Capital Projects Fund - General**

Capital Improvement Plan Summaries (as revised)	61-63
	64-78

### **Tax Increment Districts**

Fund 404 - TID #4, Capital Project Fund	79
Fund 406 - TID #6, Capital Project Fund	80
Fund 409 - TID #9, Capital Project Fund	81-82
Fund 410 - TID #10, Capital Project Fund	83
Fund 411 - TID #11, Capital Project Fund	84
Fund 412 - TID #12, Capital Project Fund	85
Fund 413 - TID #13, Capital Project Fund	86
Fund 414 - TID #14, Capital Project Fund	87
Fund 415 - TID #15, Capital Project Fund	88

### **Enterprise Funds**

Fund 602 - Water Utility	89-94
Fund 603 - Sewer Utility	95-96
Fund 604 - Storm Water Utility	97-98

### **Internal Service Funds**

Fund 700 - Technology	99
Fund 710 - Insurance/Risk Management	100

### **Tax Levy Notices and Other Information**

Tax Roll Summary	101
Statement of Assessment	102-105
Changes in Equalized Values by Class & Item	106
Statement of Taxes	107-110
Levy Limit Worksheet	111-114
TID Increment Worksheet	115-118
PA-687 Referenda/Resolution Data	119-120
First Dollar Credit Notice	121-122

**2023 BUDGET - TABLE OF CONTENTS CONTINUED**

**Tax Levy Notices and Other Information (cont)**

Lottery Credit Notice	123-124
Overlying Jurisdictions Levy Certification	125-136
State School Levy Tax Credit	137-138
TID Increment Certification	139
Transportation Aid Calculation	140-141

<b>Annual Fee Schedule</b>	<b>142-164</b>
----------------------------	----------------



## Administrative Offices

5520 Lacy Road  
 Fitchburg, WI 53711-5318  
 Phone: (608) 270-4200  
 Fax: (608) 270-4212  
[www.fitchburgwi.gov](http://www.fitchburgwi.gov)

### To the Residents and Taxpayers of the City of Fitchburg:

Every summer beginning in June, City department heads begin the task of assembling recommendations for spending and revenue generation for the coming year. The City Council, along with various committees and boards, evaluates these recommendations with the help of the City's Finance and Administration departments. After holding public meetings to review the budget, the City Council conducts a public hearing before taking final action on approving the budget. On November 1, 2022, the City Council approved the City's 2023 annual budget. On behalf of the City Council and staff, it is my pleasure to submit the 2023 adopted budget.

While the operating budget appears on its face to be just numbers, revenue and expenditures, the real function of a municipal budget is a statement of policy and decision making. The budget is a road map for city departments and staff with endorsement by our elected officials. We, as staff, use this document to guide our spending, staffing, and programming for the next 12 month period.

### Where Your Taxes Get Spent

City Hall is where the majority of our property owners pay their property taxes. Checks are written out to the City; however, only about a third of the mill rate is actually attributable to City taxation. The table below demonstrates how the total tax levy is divided amongst the various taxing jurisdictions. It is not unusual for this to be misunderstood. Unique for this year, the City absorbed a portion of the Town of Madison on 10/31/22. Tax bill calculations were complicated this year because the source date for tax bill calculations, 1/1/22, the Town of Madison still existed. For tax bills, the rates were calculated as two separate batches and are different due to varying assessment ratios and TID increment.

Taxing Jurisdiction	1/1/22 City of Fitchburg		1/1/22 Town of Madison	
	2022 Mill Rate per \$1,000 of Assessed Value	% Share of Mill Rate Total	2022 Mill Rate per \$1,000 of Assessed Value	% Share of Mill Rate Total
Schools Districts Net of State School Tax Credit (average of three located in City)	\$8.8936	47%	\$8.9999	46%
City of Fitchburg	6.7158	35%	7.0938	35%
Dane County	2.7180	14%	3.1843	15%
MATC (Madison College)	.7220	4%	.7521	4%
Total	\$19.0494	100%	\$20.0301	100%
Average Home Value	\$378,500		\$135,500	
Tax Bill for City Purposes	\$2,542		\$766	
Change from Prior Year	↓ \$75		+ \$338	
Average Apartment Value	\$122,000		n/a	
Tax Bill for City Purposes	\$821			
Change from Prior Year	+ \$148			

The 2021 tax bill from the Town included an artificial decrease in the Town portion of the tax bill due to the Town Board using their cash reserves to pay for much of their last year of existence, rather than collecting property taxes to pay for those costs. Therefore, it is important to compare the local portion of the tax bill from 2022 to 2020 for a two year increase and a consideration that City taxes are often higher than Town taxes due to an increased level of service.

The following is a summary of key bottom line details. Similar to the amounts in the budget summaries, these amounts are consolidated to include both 1/1/22 City of Fitchburg and 1/1/22 Town of Madison properties:

- **Property Values:** The City's assessed value as of January 1, 2022 stands at \$4.83 billion. This is an increase of \$876 million from a year prior (22.2%). It is important to note that 2021 was a maintenance year, meaning most assessed values saw an increase that represented two years of value changes. In addition, \$161 million of the new value was absorbed from the Town of Madison
- **Tax Rate:** The City's assessed tax rate of \$6.73 is a decrease from the prior year of \$1.20 (15.1%). Based on estimated fair market values for better comparison between Wisconsin communities, the equalized tax rate decreased \$.93 to \$6.71.
- **Spending:** City expenditures within funds supported by property taxes (including transfers) for 2023 are \$59.4 million. This is an increase of \$17.4 million from 2022 budget levels. One unique change was that the 2022 budget included only the net cost of providing transit services through Madison Metro and the 2023 budget includes the full cost of the service with an offsetting revenue for state aid received to subsidize the program. If the transfers out of the general fund to the capital projects fund and the transit state aids are excluded for both years, the increase is \$16.0 million or 38.5%. The largest source of the increase was in the capital projects fund expenditures that increased from \$7.4 million to \$20.0 million due to large grant- and debt-funded projects. The general fund is the City's primary operating fund and, when transfers are excluded, it totals \$26.0 million or an increase of \$2.0 million (8.3%). More specific details of the changes are discussed in the 'Notable 2023 Budget Impacts' section of this message.
- **Tax Levy:** The City's tax levy is the amount we need to tax in order to fund operations and other financial obligations. The levy to fund the 2023 budget (excluding Tax Incremental Districts, or TID) totals \$28,798,700 and represents an increase of 6.8% over last year. During the past five years we have seen an average tax levy increase of 5.9% per year. The state imposes limits on local governments on how much we can increase our levy in a given year. Unique with the 2022 budget, the City utilized a strategy that allowed the use of the one-time levy limit adjustments for the Town of Madison absorption and TID #6 closure a year earlier than when they will be reflected in the levy limit calculation. Unique with the 2023 budget was the use of the same strategy for the TID #4 closure. After accounting for that strategy, this budget has the City below the adjusted levy limit by \$2,235.
- **Debt:** The State would allow the City to obligate taxpayers to \$241.8 million in outstanding debt; however, the City Council has adopted a policy to remain below 60% of the State's limit. At the end of 2022, the City will be sitting at 25.8% of the State's limit. This equates to a total debt obligation of \$62.3 million, with \$6.3 million budgeted in principal payments in 2023. This amount is slightly higher than usual due to a planned pre-payment with cash of an additional TID #6 external debt when the call is available in 2023. Excluding this unique item, the City's total spending to pay off debt in 2023 represents 17.3% of total City expenses, which is within the City Council's policy of 15%-25%.
- **Fund Balance:** The City Council adopted a policy that states that the City's general fund unassigned fund balance will be a minimum of 15%-25% of the total general fund annual revenues plus the amount of state shared revenue received during the previous year. This year's budget projection for the adjusted unassigned fund balance is approximately 27.5% (\$7.1 million) as of December 31, 2022. This percentage accounts for the budgeted and future transfer of fund balance within the General Fund to the Capital Projects Fund based on the most recently adopted Capital Improvement Plan.
- **Average Residential Property Impact:** As of January 1, 2022, the average single-family residential property in the City is valued at \$378,500. For the average property, the total property tax paid for City services totals \$2,542. This total is \$75 less than the prior year, representing a 2.9% decrease.

## **Notable 2023 Budget Impacts**

The most significant changes included in the budget reflect what might be expected for a community that is experiencing sustained population growth like ours. Noted below are a few specific examples:

- The majority of the City's general fund is spent on wages and benefits. This is not surprising considering that at the heart of what a local government is, we are a service provider.
  - The cost in 2023 of providing all eligible steps, the change in the represented employee wages, the implementation of a market study for the non-represented pay plan, an increase in the LTE pay scale to include a minimum pay of \$15 / hour, and a pay for performance results in an increase in the 2023 budget of approximately \$1.1 million.
  - There were a few new positions or increases in hours of existing part-time positions and overtime approved for 2023. All personnel position and hour changes are identified on the personnel budget summary.
- Investments in software of \$280,000 were included in the operating budget with the goal of improving the City's efficiency and customer service.
- FACTv was moved from a separate special revenue fund to a department with the General Fund due to the increasing reliance on property taxes to support the function. A new special revenue fund was created for Transit because of a structure change in which entity will receive the grant funding. This change results in a higher expense but a comparable overall property tax cost.
- Significant changes in the general fund revenues are included in the proposed 2023 budget. The largest change, other than property tax funding, is the expected increase in state aids. The General Transportation Aid (GTA) is based on the six-year average of transportation costs and is expected to increase \$274,000. The payment in lieu of tax (PILOT) from the water utility is expected to increase \$133,000 due to an increase in water assets.
- Keeping up with capital and infrastructure improvements is an ongoing task and accounts for \$20.0 million in the 2023 budget. Some of the key capital projects planned for 2023 include:

<u>Project</u>	
Transportation/Street Improvements:	
Annual Street Reconstruction	\$1,232,561
Street Resurfacing within Qualified Census Tracts (QCT)	\$1,000,000
Bike Lane Additions	\$830,000
Public Safety Initiatives:	
Police Facility Construction	\$11,562,500
Utility Projects:	
Syene Interceptor Extension	\$726,000
Uptown Wet Pond	\$1,500,000
Curry Court Flooding	\$560,000
Finance/Technology:	
Finance and Other Software Solutions	\$750,000
Public Works Projects:	
City Hall Remodeling	\$650,000

## **Conclusion**

Even with the increased expenditures noted above, it is important to note that a growing community requires ongoing investment. In the coming years we will have several additional miles of road, a new neighborhood hub in the North Fish Hatchery corridor, and we are planning for a new police facility. All of these projects require investment and maintenance. In addition, as of October 31, 2022, the City of Fitchburg welcomed many new residents and business owners into our

community that were previously a part of the Town of Madison. It is important to note that as our community continues to grow, our tax base will also grow, but so will the staff and equipment needed to manage, maintain, and operate those amenities. All of these items come at a price to the taxpayers of Fitchburg.

Finally, our City is fortunate to be served by highly talented professionals in our management ranks along with our front line staff. Not only do our department managers make good decisions during the budgeting process, they make good fiscal decisions all year long. There is a reason that we have built a healthy fund balance, and it centers on prudent and careful spending and preservation of City resources. Employees at every level in our organization have and will continue to play a role in assuring that taxpayers receive great services for a great value.

Respectfully Submitted,

Chad Brecklin,  
City Administrator

Mayor Richardson  
Introduced by

Finance  
Prepared by

Finance Committee  
Referred to

September 27, 2022  
Date

**RESOLUTION R-187-22**

**ADOPTING THE 2023 ANNUAL CITY OPERATING BUDGET**

**WHEREAS**, the Mayor has prepared and the Finance Committee has reviewed the proposed budget of the City of Fitchburg for the year 2023; and

**WHEREAS**, a Summary of the Budget and Notice of Public Hearing was published by September 24, 2022; and

**WHEREAS**, public hearings were held on the budget on October 11, 2022 and November 1, 2022 by the Common Council; and

**WHEREAS**, the Common Council has examined the budget and various items therein and finds the budget as presented and amended to date of this Resolution to represent the income anticipated and the expenditures for the various departments by major category as set forth therein; and

**NOW THEREFORE BE IT RESOLVED**, by the Fitchburg Common Council that it approves the following:

**SECTION 1. 2023 Budget Adopted.**

There is hereby adopted the 2023 Budget for the City of Fitchburg and appropriated out of the receipts of the City of Fitchburg for the year 2023, including monies received from the general property tax levy, special assessments, fee schedule and other sources of revenue as therein provided, for the various purposes therein specified, the amounts set forth in said Budget presented, or attached thereto or referenced by it.



**SECTION 2. Tax Levy Adopted**

There is hereby certified to the City Clerk, a general property tax levy in the amount of \$28,798,700 on all of the taxable property within the City of Fitchburg for the year 2022 for the uses and purposes set for as expenditures in the Budget hereby adopted.

**SECTION 3. City Clerk Directed to Spread Tax on Roll.**

The City Clerk is hereby authorized and directed to spread the tax levied herein on the tax roll of the City of Fitchburg for the year 2022.

Adopted this 1<sup>st</sup> day of November, 2022.

  
\_\_\_\_\_  
Aaron Richardson, Mayor  
  
\_\_\_\_\_  
Tracy Oldenburg, City Clerk

**CITY OF FITCHBURG  
SUMMARY OF BUDGET AND TAX LEVY**

PURPOSE	Actual 2021	Adopted 2022	Projected 2022	Adopted 2023
<b>Adjusted General Fund Expenditures:</b>				
General Government	2,925,994	3,773,831	3,634,707	4,356,382
Public Safety	12,729,211	13,958,264	13,691,613	15,025,435
Public Works	2,477,086	2,975,312	2,865,436	2,667,395
Health & Human Service	695,479	793,932	773,151	835,712
Culture, Rec. & Education	1,488,694	1,741,677	1,713,698	2,347,601
Conservation & Development	572,525	710,529	640,877	717,185
Other Financing Uses	438,523	540,766	540,766	1,070,849
Total General Fund	<u>21,327,512</u>	<u>24,494,311</u>	<u>23,860,248</u>	<u>27,020,559</u>
FACTv Fund Tax Levy Transfer	95,953	155,102	155,102	0
Transit Fund Tax Levy Transfer	0	0	0	552,395
Library Fund Tax Levy Transfer	1,964,700	2,052,994	2,052,994	2,170,815
Debt Service Fund Tax Levy Transfer	4,294,802	4,508,620	4,508,620	4,496,892
Capital Projects Fund Tax Levy Transfer	1,697,556	1,883,265	1,883,265	2,239,657
<b>Total Adj General Fund Expenditures</b>	<u>29,380,523</u>	<u>33,094,292</u>	<u>32,460,229</u>	<u>36,480,318</u>
<b>Total ERP Calc City Expenditures</b>		<u>28,585,672</u>		<u>31,983,426</u>
<b>Revenues:</b>				
General Fund Tax Levy	16,830,694	18,352,861	18,352,861	19,338,941
General Fund Other Revenue	5,614,581	6,141,450	7,137,279	7,681,618
Total General Fund	<u>22,445,274</u>	<u>24,494,311</u>	<u>25,490,140</u>	<u>27,020,559</u>
FACTv Tax Levy	95,953	155,102	155,102	0
FACTv Other Revenue	295,141	387,695	404,696	0
Total FACTv	<u>391,094</u>	<u>542,797</u>	<u>559,798</u>	<u>0</u>
Transit Tax Levy	0	0	0	552,395
Transit Other Revenue	0	0	0	862,503
Total FACTv	<u>0</u>	<u>0</u>	<u>0</u>	<u>1,414,898</u>
Library Tax Levy	1,964,700	2,052,994	2,052,994	2,170,815
Library Other Revenue	136,658	135,700	131,600	366,200
Total Library	<u>2,101,358</u>	<u>2,188,694</u>	<u>2,184,594</u>	<u>2,537,015</u>
Debt Service Tax Levy	4,294,802	4,508,620	4,508,620	4,496,892
Debt Service Other Revenue	6,698,488	3,050,762	2,839,756	3,810,459
Total Debt Service Fund	<u>10,993,290</u>	<u>7,559,382</u>	<u>7,348,376</u>	<u>8,307,351</u>
<b>Total Levy Fund Non-Capital Revenues</b>	<u>35,931,016</u>	<u>34,785,184</u>	<u>35,582,908</u>	<u>39,279,823</u>
Capital Projects Tax Levy	1,697,556	1,883,265	1,883,265	2,239,657
Capital Projects Other Revenue	18,608,489	5,664,314	7,655,731	18,806,426
Total Capital Projects Fund	<u>20,306,045</u>	<u>7,547,579</u>	<u>9,538,996</u>	<u>21,046,083</u>
<b>Total Revenues</b>	<u>56,237,061</u>	<u>46,841,383</u>	<u>49,630,524</u>	<u>64,822,798</u>
Total City Levy	24,883,705	26,952,842	26,952,842	28,798,700
City Portion Of TID Levy	3,850,394	4,364,575	4,364,575	3,672,335
Total Tax Levy Including TID	<u>28,734,099</u>	<u>31,317,417</u>	<u>31,317,417</u>	<u>32,471,035</u>

**CITY OF FITCHBURG  
SUMMARY OF BUDGET AND TAX LEVY**

<b>PURPOSE</b>	<b>Actual 2021</b>	<b>Adopted 2022</b>	<b>Projected 2022</b>	<b>Adopted 2023</b>
<b>Assessed Value</b>	3,738,640,300	3,950,211,400		4,825,991,080
Tax Rate - General Fund	4.5018	4.6460		4.0072
Tax Rate - FACTv	0.0257	0.0393		0.0000
Tax Rate - Transit	0.0000	0.0000		0.1145
Tax Rate - Library	0.5255	0.5197		0.4498
Tax Rate - Debt	1.1488	1.1414		0.9318
Tax Rate - Capital Project	0.4541	0.4768		0.4641
Tax Rate - Other (TID)	<u>1.0298</u>	<u>1.1048</u>		<u>0.7610</u>
Tax Rate - Total City	7.6857	7.9280		6.7284
<b>Equalized Value</b>	3,706,378,900	4,100,343,800		4,835,636,273
Tax Rate - General Fund	4.5410	4.4759		3.9993
Tax Rate - FACTv	0.0259	0.0378		0.0000
Tax Rate - Transit	0.0000	0.0000		0.1145
Tax Rate - Library	0.5301	0.5007		0.4489
Tax Rate - Debt	1.1588	1.0996		0.9299
Tax Rate - Capital Project	0.4580	0.4593		0.4632
Tax Rate - Other (TID)	<u>1.0388</u>	<u>1.0645</u>		<u>0.7594</u>
Equalized Tax Rate - Total City	7.7526	7.6378		6.7152

**Notes:**

1) 2022 tax roll (2023 budget) is complicated due to the absorption of a portion of the Town of Madison on 10/31/22. The amounts included above are for the combined values of both groups of properties (1/1/22 Fitchburg + 1/1/22 Town).

**CITY OF FITCHBURG  
2022 PROPERTY TAX LEVIES - 2023 BUDGET**

<b>Purpose</b>	<b>Levy Amount</b>	<b>Tax Rates Per \$1,000</b>	<b>Levy Inc/(Dec)</b>	<b>Rate Inc/(Dec)</b>	<b>Percent Total</b>
General City	19,338,941	4.0072	5.37%	-13.75%	19.34%
FACTv	-	-	-100.00%	-100.00%	0.00%
Transit	552,395	0.1145	n/a	100.00%	0.55%
Library	2,170,815	0.4498	5.74%	-13.45%	2.17%
Debt	4,496,892	0.9318	-0.26%	-18.36%	4.50%
Capital Projects	2,239,657	0.4641	18.92%	-2.66%	2.24%
TID Allocation	3,672,335	0.7610	-15.86%	-31.12%	3.67%
<b>Total City</b>	<b>32,471,035</b>	<b>6.7284</b>	<b>3.68%</b>	<b>-15.13%</b>	<b>32.48%</b>
Madison Public Schools (including TID)	22,187,241	10.0963	6.26%	-8.33%	22.19%
Oregon Public Schools (including TID)	8,322,791	9.0946	11.05%	-2.66%	8.32%
Verona Area Public Schools (including TID)	20,321,142	11.8608	3.92%	5.02%	20.32%
Madison Area Technical College (including TID)	3,489,021	0.7230	5.47%	-2.07%	3.49%
Dane County (including TID)	13,192,052	2.7335	11.24%	-5.84%	13.19%
<b>Total Property Tax Levy (including TID)</b>	<b>99,983,281</b>		<b>5.90%</b>		<b>100.00%</b>
<u>Gross Assessed Tax Rate by School District</u>					
Madison School District		20.2812		-14.03%	
Oregon School District		19.2795		-14.51%	
Verona School District		22.0457		-11.46%	
School Credit	6,984,855	1.4473	8.15%	-11.47%	
Net Tax Levy	<u>92,998,427</u>		<u>5.73%</u>		
<u>Net Assessed Tax Rate by School District</u>					
Madison School District		18.8339		-14.22%	
Oregon School District		17.8322		-14.75%	
Verona School District		20.5984		-11.46%	
<u>Net Equalized Tax Rate by School District</u>					
Madison School District		18.8365		-10.74%	
Oregon School District		17.8347		-11.29%	
Verona School District		20.6012		-7.87%	
Assessment Ratio		1.00013780			
<u>Assessed Valuation</u>					
	<u>2021</u>	<u>2022</u>	<u>Percent of Total</u>	<u>Increase</u>	<u>Percent Increase</u>
City of Fitchburg (Total)	3,950,211,400	4,825,991,080	100.00%	875,779,680	22.17%
Madison School District	1,766,179,000	2,197,556,080	45.54%	431,377,080	24.42%
Oregon School District	694,898,300	915,131,700	18.96%	220,233,400	31.69%
Verona School District	1,489,134,100	1,713,303,300	35.50%	224,169,200	15.05%

**Notes:**

- 1) Levy amounts include TID allocations for all jurisdictions.
- 2) This schedule does not include Lottery Credits or First Dollar Credits.
- 3) 2022 tax roll (2023 budget) is complicated due to the absorption of a portion of the Town of Madison on 10/31/22. The amounts included above are for the combined values of both groups of properties (1/1/22 Fitchburg + 1/1/22 Town).

**CITY OF FITCHBURG  
COMPARISON OF TAXES PAID**

<b>Budget Year</b>	<b>2019</b>	<b>2020</b>	<b>2021</b>	<b>2022</b>	<b>2023</b>
Equalized Value (TID in)	3,135,272,200	3,419,112,900	3,706,378,900	4,100,343,800	4,835,636,273
Percent increase (decrease)	6.14%	9.05%	8.40%	10.63%	17.93%
Assessed Value (AV)	3,078,410,600	3,324,638,700	3,738,640,300	3,950,211,400	4,825,991,080
Percent increase (decrease)	4.84%	8.00%	12.45%	5.66%	22.17%
Average Single Family Residential AV	294,000	310,900	330,100	330,100	378,500
Percent increase (decrease)	4.26%	5.75%	6.18%	0.00%	14.66%
Average Multi-Family Apartment AV	n/a	n/a	82,700	84,900	122,000
Percent increase (decrease)	n/a	n/a	n/a	n/a	n/a
Tax Levy for City Purposes (excl TID)	22,776,255	23,733,084	24,883,702	26,952,842	28,798,700
Percent increase (decrease)	0.63%	4.20%	4.85%	8.32%	6.85%
Tax Rate per 1,000 for City Purposes (TID)	8.19	7.96	7.69	7.93	6.73
Percent increase (decrease)	-4.16%	-2.85%	-3.46%	3.15%	-15.13%
City Taxes Paid on Average Single-Family	2,409	2,475	2,537	2,617	2,547
Dollar increase (decrease)	(2)	66	62	80	(70)
Percent increase (decrease)	-0.08%	2.74%	2.51%	3.15%	-2.67%
City Taxes Paid on Average Apartment	n/a	n/a	636	673	821
Dollar increase (decrease)				37	148
Percent increase (decrease)				5.82%	21.99%
Net Tax Rate per 1,000 for All Jurisdictions					
Madison Schools	21.52	21.70	20.98	21.96	18.83
Percent increase (decrease)	-3.75%	0.85%	-3.33%	4.66%	-14.22%
Oregon Schools	21.81	20.34	20.02	20.92	17.83
Percent increase (decrease)	-2.16%	-6.75%	-1.59%	4.49%	-14.75%
Verona Schools	23.21	23.25	22.50	23.26	20.60
Percent increase (decrease)	-1.47%	0.15%	-3.22%	3.40%	-11.46%
Total Taxes Paid on Average Residential					
Madison Schools	6,326	6,746	6,925	7,247	7,129
Dollar increase (decrease)	22	420	179	322	(118)
Percent increase (decrease)	0.35%	6.64%	2.65%	4.65%	-1.63%
Oregon Schools	6,414	6,325	6,608	6,905	6,749
Dollar increase (decrease)	126	(89)	283	297	(156)
Percent increase (decrease)	2.00%	-1.39%	4.47%	4.49%	-2.26%
Verona Schools	6,824	7,227	7,427	7,680	7,796
Dollar increase (decrease)	181	403	200	253	116
Percent increase (decrease)	2.72%	5.91%	2.77%	3.41%	1.51%

**CITY OF FITCHBURG  
COMPARISON OF TAXES PAID**

<b>Budget Year</b>	<b>2019</b>	<b>2020</b>	<b>2021</b>	<b>2022</b>	<b>2023</b>
Other Charges/Credits:					
Rubbish/Recycling	162.00	203.00	209.00	215.00	228.00
Lottery Credit					
Madison Schools	188.18	218.64	193.63	303.13	278.17
Oregon Schools	193.51	220.58	194.74	276.51	280.54
Verona Schools	217.09	251.57	224.11	336.22	318.06
First Dollar Credit					
Madison Schools	77.49	78.80	79.01	85.47	84.75
Oregon Schools	79.68	79.50	79.46	77.96	85.47
Verona Schools	89.39	90.67	91.45	94.80	96.90

**Notes:**

- 1) Total taxes paid represent the amount before lottery credit, first dollar credit or rubbish charge.
- 2) 2022 tax roll (2023 budget) is complicated due to the absorption of a portion of the Town of Madison on 10/31/22. The amounts included above are for the combined values of both groups of properties (1/1/22 Fitchburg + 1/1/22 Town).

**CITY OF FITCHBURG**  
**TAX IMPACT ANALYSIS ON AVERAGE SINGLE FAMILY HOME**

	Budget 2021		Budget 2022		Budget 2023	
General Fund Tax Levy	16,830,691		18,352,861		19,338,941	
General Fund Budget	22,598,138		24,494,311		27,020,559	
Assessed Value	3,738,640,300		3,950,211,400		4,825,991,080	
Average Home Assessed Value	330,100		330,100		378,500	
Service Area:						
General Government:						
Mayor & Council	77,651	5.11	80,471	5.04	83,163	4.67
Municipal Court	184,261	12.12	191,801	12.01	199,087	11.18
Administration, Legal, HR	771,305	50.72	907,467	56.82	1,126,418	63.23
Clerk	448,803	29.51	519,386	32.52	536,098	30.09
Finance	446,023	29.33	473,716	29.66	836,325	46.95
Assessing	515,045	33.87	589,103	36.89	604,838	33.95
Public Safety:						
Police (including MPSIS)	8,558,128	562.78	8,971,103	561.71	9,561,795	536.73
Fire	3,156,817	207.59	3,404,212	213.15	3,661,447	205.53
Other Public Safety	947,747	62.32	1,159,221	72.58	1,243,022	69.77
Building Inspection	396,361	26.06	423,728	26.53	559,171	31.39
Mass Transit	502,655	33.05	620,000	38.82	0	-
Public Works	2,132,763	140.25	2,355,312	147.47	2,667,395	149.73
Senior Center	722,940	47.54	793,932	49.71	835,712	46.91
Parks Department:						
Parks	1,189,796	78.24	1,286,311	80.54	1,412,446	79.28
Recreation	330,176	21.71	345,770	21.65	381,320	21.40
Zoning & Planning	379,164	24.93	404,397	25.32	393,963	22.11
Economic Development	290,218	19.08	306,132	19.17	323,222	18.14
Other General Fund	1,548,285	101.82	1,662,249	104.08	2,595,137	145.67
Total General Fund	22,598,138	1,486.03	24,494,311	1,533.67	27,020,559	1,516.73
FACTv		8.48		12.97		-
Transit		-		-		43.34
Library		173.47		171.55		170.25
Debt Service		379.22		376.78		352.69
Capital Projects		149.90		157.39		175.66
Tax Increment District		339.94		364.69		288.04
City Tax on Average Home		2,537.04		2,617.05		2,546.71
Other Jurisdictions						
Madison School Tax		3,721.71		3,902.67		3,821.45
MATC Tax		282.76		276.43		273.66
County Tax		938.18		990.99		1,034.63
Credits						
School Credit		(555.03)		(539.68)		(547.80)
Lottery Credit (avg)		(193.63)		(303.13)		(278.17)
First Dollar Credit (avg)		(79.01)		(85.47)		(84.75)
Total Average Net Tax		6,652.02		6,858.86		6,765.73
Dollar increase (decrease)		203.25		206.84		(93.13)

- Notes:**
- 1) The school district tax, lottery credit, and first dollar credit varies by school district. The above calculation is for a Madison School District property.
  - 2) 2022 tax roll (2023 budget) is complicated due to the absorption of a portion of the Town of Madison on 10/31/22. The amounts included above are for the combined values of both groups of properties (1/1/22 Fitchburg + 1/1/22 Town).

**CITY OF FITCHBURG**  
**TAX IMPACT ANALYSIS ON AVERAGE MULTI-FAMILY APARTMENT**

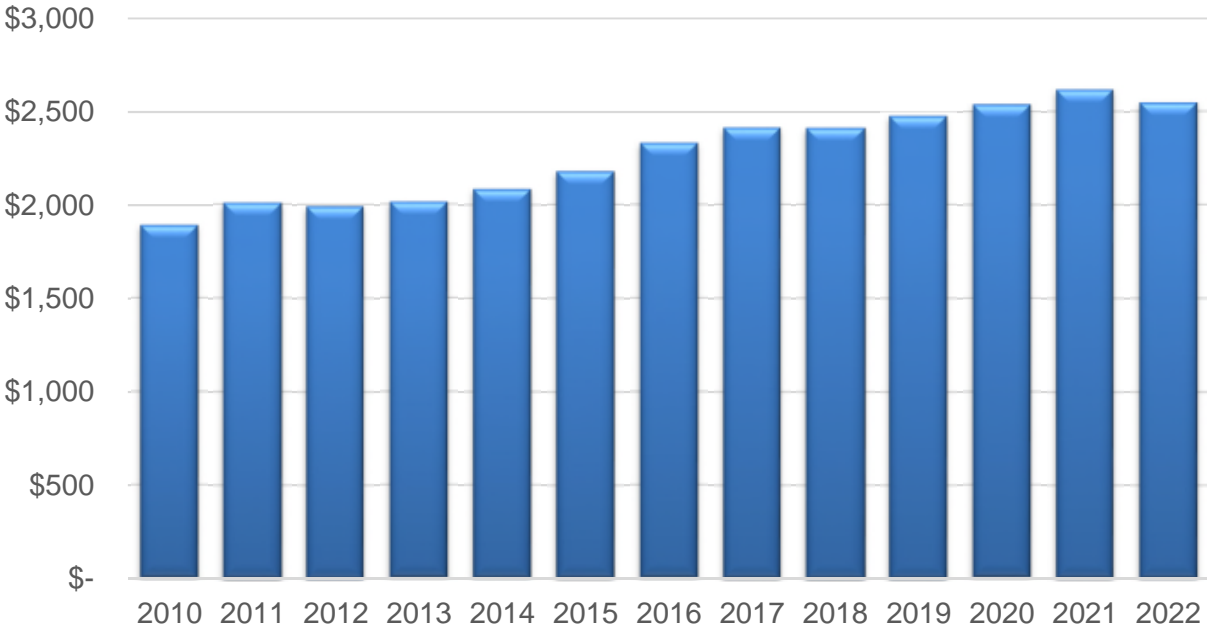
	Budget 2021		Budget 2022		Budget 2023	
General Fund Tax Levy	16,830,691		18,352,861		19,338,941	
General Fund Budget	22,598,138		24,494,311		27,020,559	
Assessed Value	3,738,640,300		3,950,211,400		4,825,991,080	
Average Rental Unit Assessed Value		82,700		84,900		122,000
Service Area:						
General Government:						
Mayor & Council	77,651	1.28	80,471	1.30	83,163	1.50
Municipal Court	184,261	3.04	191,801	3.09	199,087	3.60
Administration, Legal, HR	771,305	12.71	907,467	14.61	1,126,418	20.38
Clerk	448,803	7.39	519,386	8.36	536,098	9.70
Finance	446,023	7.35	473,716	7.63	836,325	15.13
Assessing	515,045	8.49	589,103	9.49	604,838	10.94
Public Safety:						
Police (including MPSIS)	8,558,128	140.99	8,971,103	144.47	9,561,795	173.00
Fire	3,156,817	52.01	3,404,212	54.82	3,661,447	66.25
Other Public Safety	947,747	15.61	1,159,221	18.67	1,243,022	22.49
Building Inspection	396,361	6.53	423,728	6.82	559,171	10.12
Mass Transit	502,655	8.28	620,000	9.98	0	-
Public Works	2,132,763	35.14	2,355,312	37.93	2,667,395	48.26
Senior Center	722,940	11.91	793,932	12.79	835,712	15.12
Parks Department:						
Parks	1,189,796	19.60	1,286,311	20.71	1,412,446	25.56
Recreation	330,176	5.44	345,770	5.57	381,320	6.90
Zoning & Planning	379,164	6.25	404,397	6.51	393,963	7.13
Economic Development	290,218	4.78	306,132	4.93	323,222	5.85
Other General Fund	1,548,285	25.51	1,662,249	26.77	2,595,137	46.95
Total General Fund	22,598,138	372.31	24,494,311	394.45	27,020,559	488.88
FACTv		2.13		3.34		-
Transit		-		-		13.97
Library		43.46		44.12		54.88
Debt Service		95.01		96.90		113.68
Capital Projects		37.55		40.48		56.62
Tax Increment District		85.16		93.80		92.84
City Tax on Average Home		635.62		673.09		820.87
Other Jurisdictions						
Madison School Tax		932.40		1,003.75		1,231.75
MATC Tax		70.84		71.10		88.21
County Tax		235.04		254.88		333.49
Credits						
School Credit		(139.05)		(138.80)		(176.57)
Lottery Credit (avg)		-		-		-
First Dollar Credit (avg)		-		-		-
Total Average Net Tax		<u>1,734.85</u>		<u>1,864.02</u>		<u>2,297.75</u>
Dollar increase (decrease)		n/a		129.17		433.73

**Notes:**

1) The school district tax, lottery credit, and first dollar credit varies by school district. The above calculation is for a Madison School District property. Lottery credits don't generally apply to apartments and the first dollar credit is pro-rated by parcel. Used \$-0- assumption for average apartment.

2) 2022 tax roll (2023 budget) is complicated due to the absorption of a portion of the Town of Madison on 10/31/22. The amounts included above are for the combined values of both groups of properties (1/1/22 Fitchburg + 1/1/22 Town).

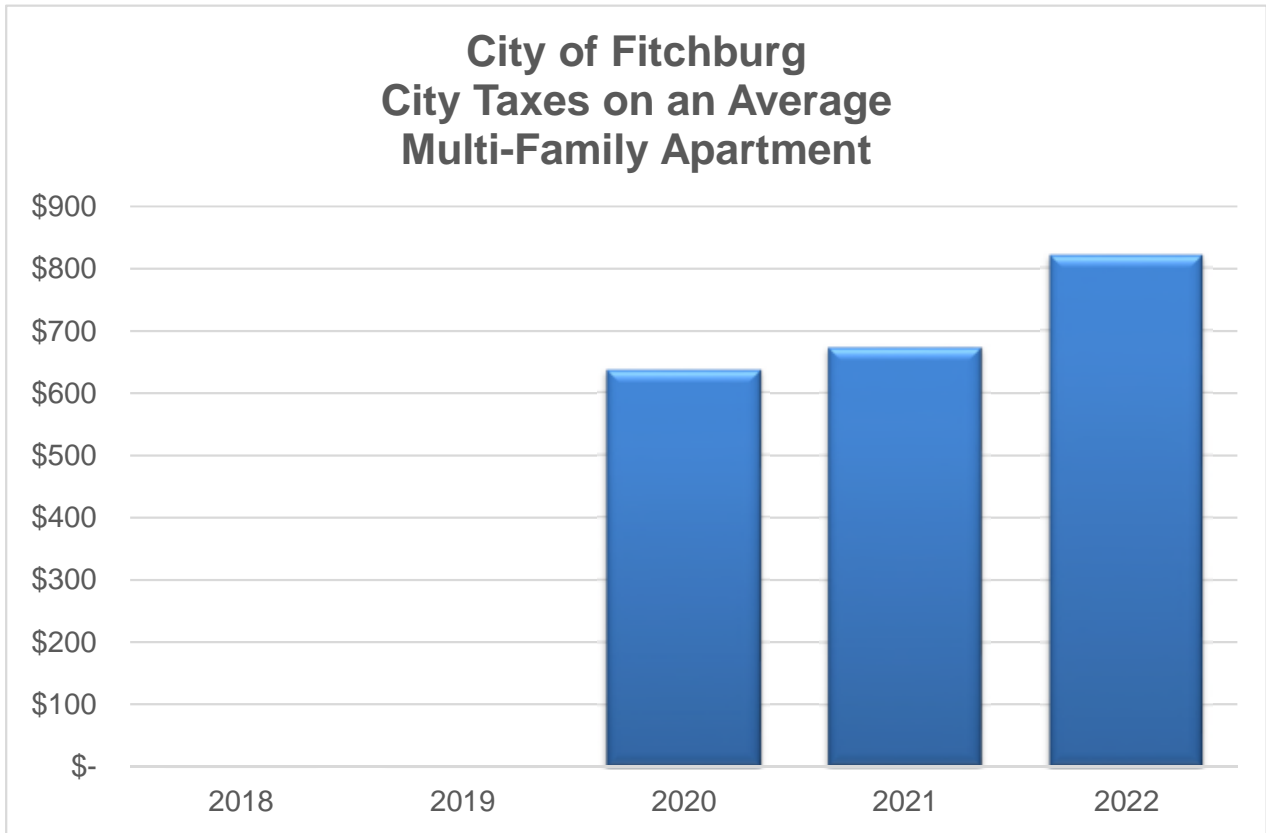
## City of Fitchburg City Taxes on an Average Single-Family Home (SFH)



Tax Roll Year	Average Value	City Portion AV Tax Rate	City Tax on Average SFH
2010	265,100	7.13	1,890
2011	265,000	7.58	2,008
2012	263,400	7.56	1,991
2013	256,900	7.84	2,014
2014	262,448	7.95	2,086
2015	262,800	8.29	2,178
2016	272,800	8.54	2,330
2017	282,000	8.55	2,411
2018	294,000	8.19	2,409
2019	310,900	7.96	2,475
2020	330,100	7.69	2,537
2021	330,100	7.93	2,617
2022	378,500	6.73	2,547

\*Town absorb/TID #6 close

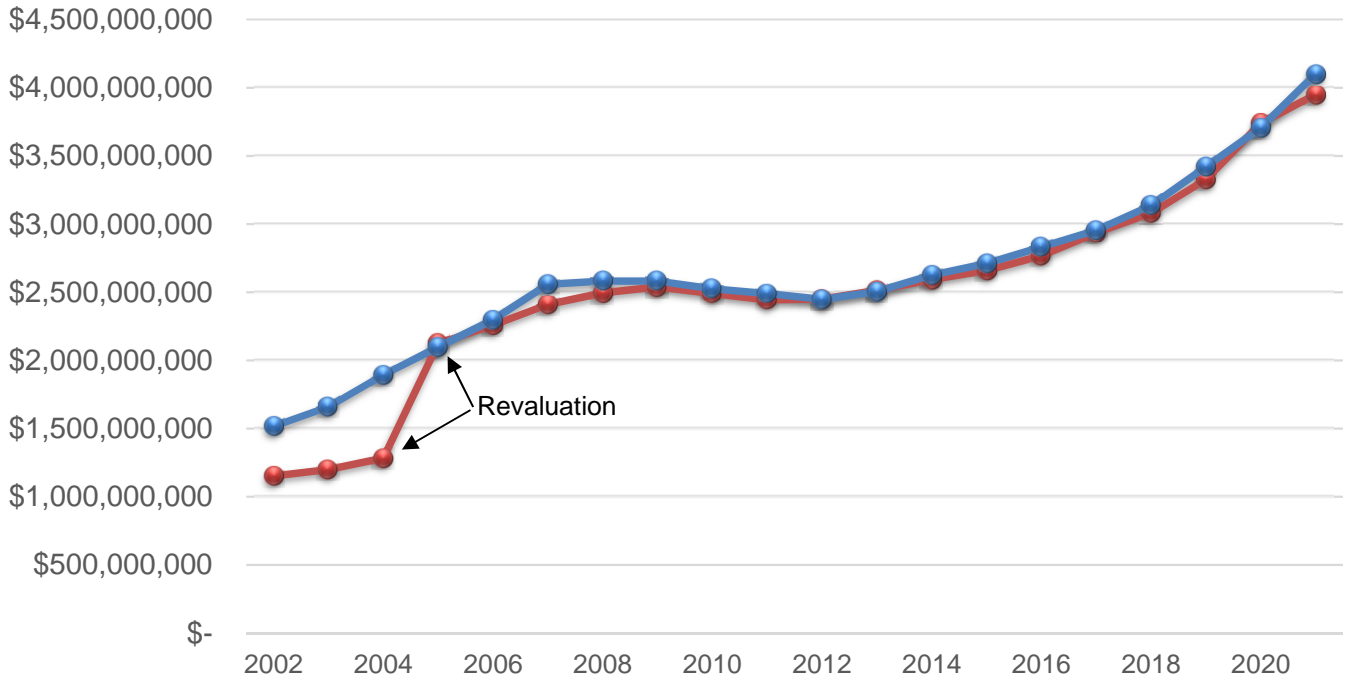
## City of Fitchburg City Taxes on an Average Multi-Family Apartment



Tax Roll Year	Average Apt Value	City Portion AV Tax Rate	City Tax on Average Apt
2018	n/a	8.19	n/a
2019	n/a	7.96	n/a
2020	82,700	7.69	636
2021	84,900	7.93	673
2022	122,000	6.73	821

\*Town absorb/TID #6 close

## City of Fitchburg Assessed and Equalized Value (TID in)



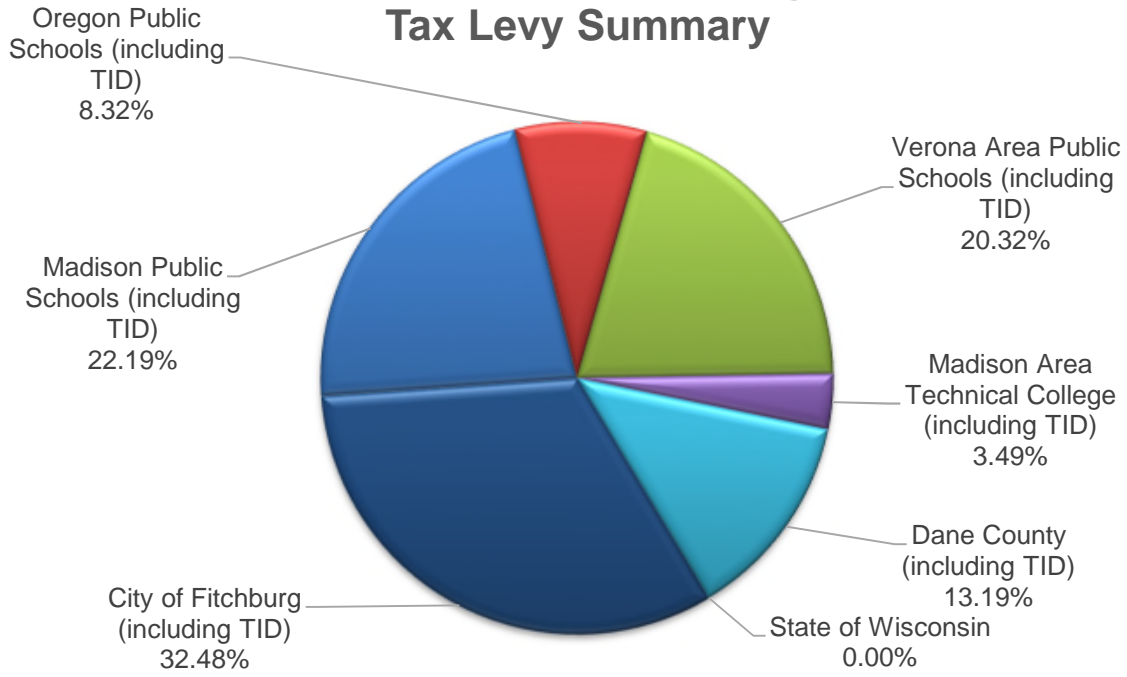
Tax Roll Year	Assessed Value	Equalized Value
2002	1,152,718,125	1,516,111,600
2003	1,198,870,065	1,659,614,900
2004	1,283,840,895	1,892,988,500
2005	2,125,066,172	2,098,978,800
2006	2,258,755,020	2,296,882,600
2007	2,410,192,040	2,557,266,700
2008	2,495,173,890	2,582,601,800
2009	2,539,792,799	2,582,226,200
2010	2,490,026,800	2,524,627,800
2011	2,444,146,000	2,489,764,900
2012	2,450,235,700	2,447,132,400
2013	2,514,568,400	2,503,773,000
2014	2,592,798,500	2,623,964,200
2015	2,657,971,530	2,711,401,700
2016	2,766,790,100	2,830,645,500
2017	2,936,371,100	2,954,018,100
2018	3,078,410,600	3,135,272,200
2019	3,324,638,700	3,419,112,900
2020	3,738,640,300	3,706,378,900
2021	3,950,211,400	4,100,343,800
2022	4,825,991,080	4,835,636,273

\*Revaluation

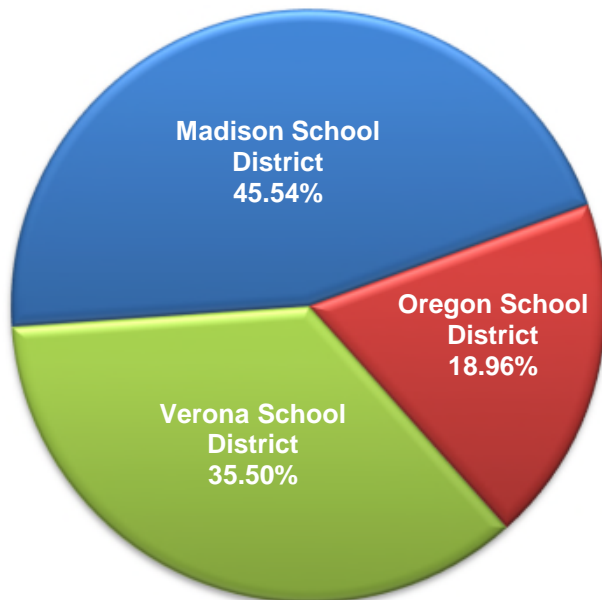
\*maintenance year

\*Town absorb

### City of Fitchburg 2022 Tax Roll/2023 Budget Tax Levy Summary



### City of Fitchburg 2022 Tax Roll/2023 Budget Assessed Value by School District



Culture, Rec. & Education  
9%

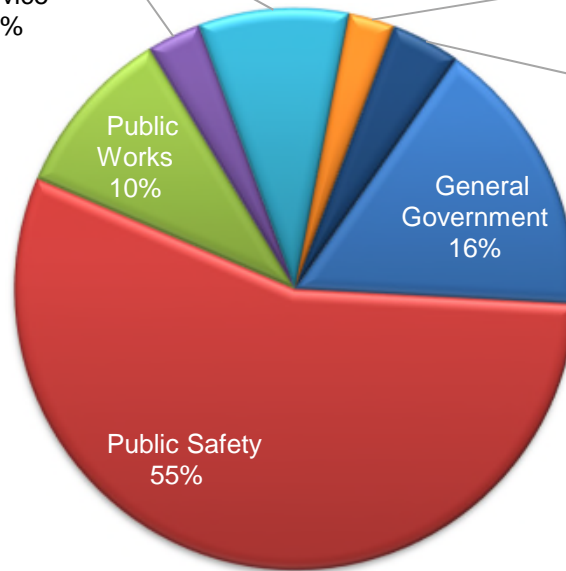
### City of Fitchburg 2023 Budget

#### All Levy Funds Expenditures by Type

Health & Human Service  
3%

Conservation & Development  
3%

Other Financing Uses  
4%



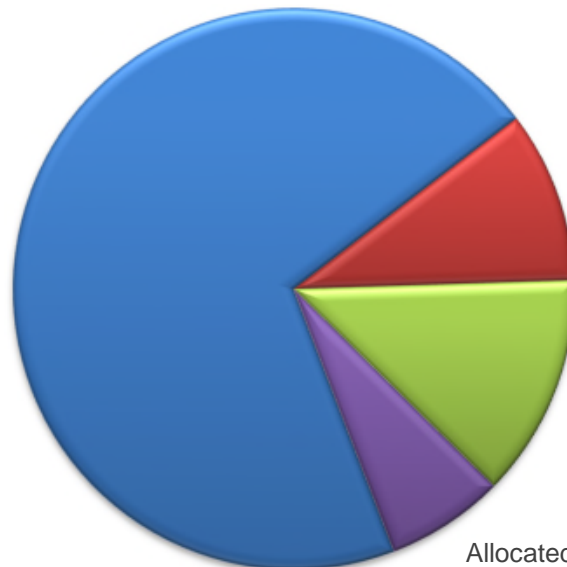
### City of Fitchburg 2023 Budget

#### General Fund Expenditures by Class

Personnel  
70.44%

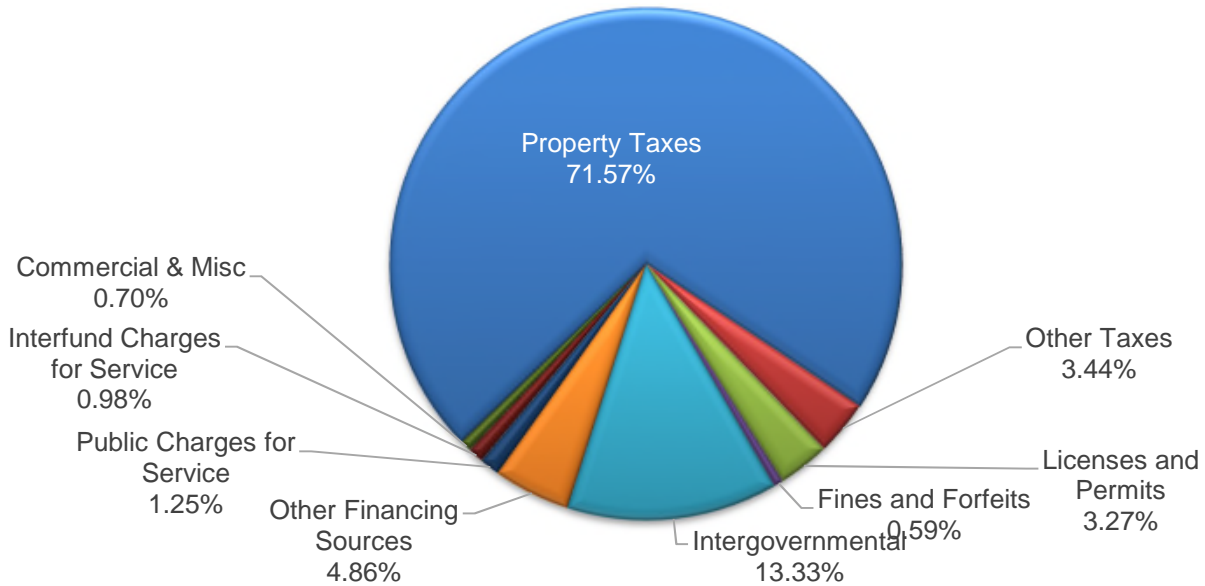
Contractual Services  
9.90%

Other Operating Costs  
12.85%

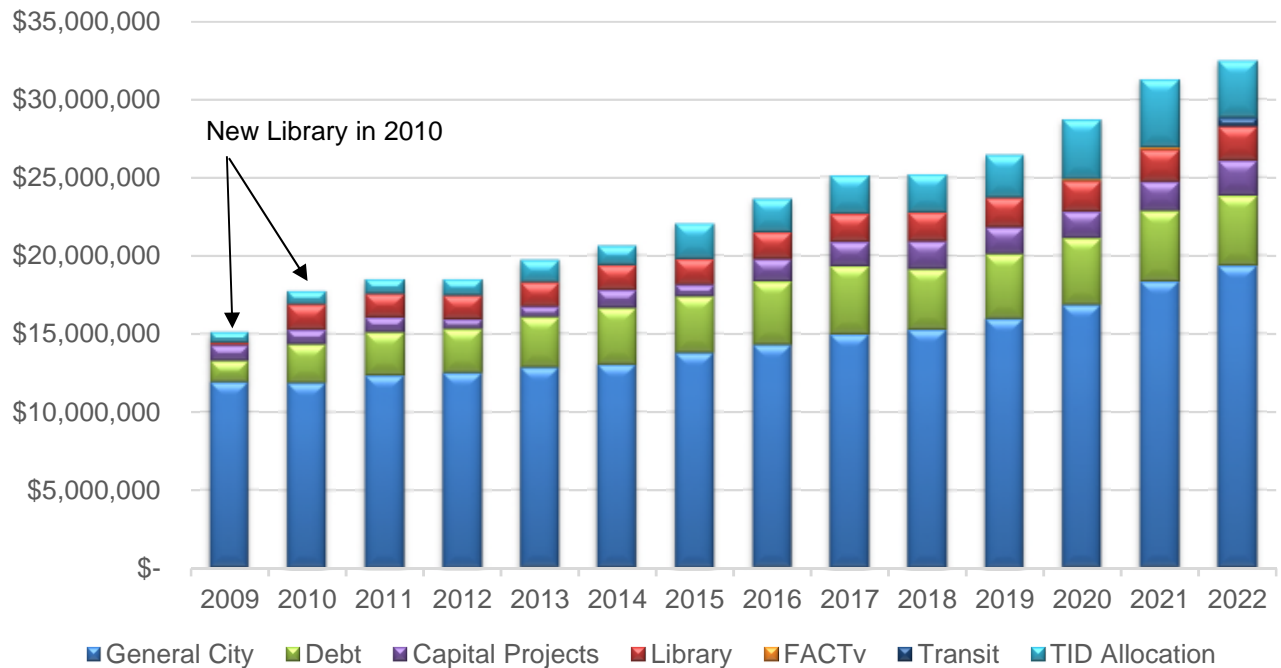


Allocated Costs  
6.81%

## City of Fitchburg 2023 Budget General Fund Revenues by Type



## City of Fitchburg Tax Levy History



**2022 FUND BALANCE PROJECTIONS**

The Financial Plan adopted by the City has a goal of reserving between 15-25% of the General Fund Budgeted Expenditures PLUS the amount of state shared revenue received during the previous year as the targeted fund balance. These funds are used as "working capital" and as a funding source for emergencies.

General Fund Balance at December 31, 2021 per Audit		\$ 12,866,624
Non spendable	\$ 935,035	
Restricted	\$ 82,144	
Assigned	\$ 4,224,007	
Unassigned	\$ 7,625,438	
	<u>\$ 12,866,624</u>	
Budgeted Use of Fund Balance for 2022	\$ 942,926	(amended)

<b>Estimated Surplus (Use) at December 31, 2022</b>		<b>\$ 981,476</b>
Estimated General Fund Balance at December 31, 2022		\$ 13,848,100
Non spendable	\$ 935,035	
Restricted	\$ 82,144	
Assigned	\$ 5,706,731	
Unassigned	\$ 7,124,190	
	<u>\$ 13,848,100</u>	
Use of Fund Balance approved in 2023 budget (detail follows)		\$ 1,178,499
<b>Estimated Adjusted General Fund Balance at December 31, 2022</b>		<b>\$ 12,669,601</b>

Estimated Unassigned Portion of Fund Balance

Estimated Unassigned General Fund Balance at 12/31/2022	\$ 7,124,190
2023 Adopted Optg Budget (excl transfers)	\$ 25,949,710
Estimated 12/31/2022 Unassigned Fund Balance as a % of 2023 Budgeted Expenditures	<b>27.45%</b>

**2023 PROPOSED USE OF FUND BALANCE/EXPENDITURE RESTRAINT FUNDS**

Criteria for Use of Fund Balance or Expenditure Restraint:

- 1 Not an annually recurring expenditure
- 2 Vehicle purchase or repair projects
- 3 Equipment or repair projects related to facilities
- 4 Other office, operating or personal equipment - non recurring
- 5 Use of consultants - non-recurring
- 6 To be applied from the amount in excess of 25% to cover mid-year unbudgeted reductions in revenue collections or expenditure increases

FUND BALANCE USE - General Fund

Assigned Fund Balance to Pay Retiree Health Benefits	\$	107,650
Hybrid and Electric Vehicle Transfer, if Gasoline Savings Realized	\$	20,000
Transfer to Capital Projects Fund Based on Adopted 2023-2032 CIP	\$	1,050,849
Transfer to Capital Projects Fund as ERP strategy	\$	-
<b>Total</b>	<b>\$</b>	<b>1,178,499</b>

EXPENDITURE RESTRAINT - Capital Projects Fund

Project Number	Description	Approved Expense
2199	Police Fleet Vehicle Replacements	\$ 250,337
2399	EMS Fleet Vehicle Replacements	\$ 107,599
3199	Public Works Plow Fleet Replacement	\$ 292,064
<b>Total</b>		<b>\$ 650,000</b>

## FUND BALANCE PROJECTIONS

FUND	ACCOUNT	Audited Fund Balance 12/31/21	Estimated 2022 Revenues	Estimated 2022 Expenditures	Estimated Fund Balance 12/31/22	Increase/ (Decrease)
100	General Fund	\$ 12,866,624	\$ 24,841,724	\$ 23,860,248	\$ 13,848,100	\$ 981,476
	2023 Budgeted General Fund Expenditures (excluding transfers)					\$ 25,949,710
	Estimated Total Fund Balance Percentage					53.37%
	Estimated Unassigned Fund Balance Percentage					27.45%
<b><u>SPECIAL REVENUE FUNDS</u></b>						
200	Grants/Donations	\$ 143,237	\$ 124,235	\$ 58,354	\$ 209,118	\$ 65,881
202	Park Dedication-prior	\$ 917,583	\$ 2,000	\$ 179,565	\$ 740,018	\$ (177,565)
203	Park Dedication-newer	\$ 2,582,026	\$ 1,079,830	\$ 105,685	\$ 3,556,171	\$ 974,145
207	FACTv (Cable)	\$ 246,953	\$ 450,298	\$ 536,479	\$ 160,772	\$ (86,181)
213	Refuse & Recycling	\$ 586,904	\$ 1,404,498	\$ 1,488,934	\$ 502,468	\$ (84,436)
222	Police Forfeitures	\$ -	\$ 32,143	\$ 12,000	\$ 20,143	\$ 20,143
224	Community Wellbeing	\$ 7,012	\$ 5,800	\$ -	\$ 12,812	\$ 5,800
225	CEDA	\$ 876,682	\$ 349,641	\$ 339,460	\$ 886,863	\$ 10,181
226	Affordable Housing	\$ 76,699	\$ 2,671,964	\$ 42,365	\$ 2,706,298	\$ 2,629,599
227	Cemetery	\$ 94,261	\$ 15,100	\$ 200	\$ 109,161	\$ 14,900
229	Federal ARPA Funds	\$ 174	\$ 1,233,200	\$ 1,233,200	\$ 174	\$ -
230	TID Closure Excess Income	\$ -	\$ 2,000,000	\$ 905,000	\$ 1,095,000	\$ 1,095,000
231	Transit	\$ -	\$ -	\$ -	\$ -	\$ -
250	Library	\$ 984,089	\$ 2,174,594	\$ 2,095,651	\$ 1,063,032	\$ 78,943
<b><u>DEBT SERVICE</u></b>						
300	Debt Service	\$ 1,861,314	\$ 6,901,938	\$ 7,306,564	\$ 1,456,688	\$ (404,626)
<b><u>CAPITAL PROJECTS</u></b>						
400	Capital Projects	\$ 23,006,318	\$ 9,533,496	\$ 30,558,042	\$ 1,981,772	\$ (21,024,546)
<b><u>TAX INCREMENT DISTRICTS</u></b>						
404	TID 4	\$ 10,009,928	\$ 5,667,989	\$ 1,844,623	\$ 13,833,294	\$ 3,823,366
406	TID 6	\$ 8,772,861	\$ 2,850,033	\$ 9,666,625	\$ 1,956,269	\$ (6,816,592)
409	TID 9	\$ 7,993,732	\$ 2,674,334	\$ 10,526,847	\$ 141,219	\$ (7,852,513)
410	TID 10	\$ (606,477)	\$ 714,321	\$ 1,014,004	\$ (906,160)	\$ (299,683)
411	TID 11	\$ (33,830)	\$ -	\$ 11,150	\$ (44,980)	\$ (11,150)
412	TID 12	\$ 247,288	\$ 1,931,591	\$ 1,404,120	\$ 774,759	\$ 527,471
413	TID 13	\$ (70,041)	\$ 300,696	\$ 2,056,950	\$ (1,826,295)	\$ (1,756,254)
414	TID 14	\$ -	\$ -	\$ 18,150	\$ (18,150)	\$ (18,150)
415	TID 15	\$ -	\$ -	\$ 18,150	\$ (18,150)	\$ (18,150)
<b><u>OTHER</u></b>						
700	Technology ISF	\$ 692,476	\$ 1,375,700	\$ 1,347,601	\$ 720,575	\$ 28,099
710	Insurance ISF	\$ 239,548	\$ 629,697	\$ 641,850	\$ 227,395	\$ (12,153)
	<b>TOTAL</b>	<b>\$ 71,495,361</b>	<b>\$ 68,964,822</b>	<b>\$ 97,271,817</b>	<b>\$ 43,188,366</b>	<b>\$ (2,357,284)</b>

FUND	ACCOUNT	Audited Net Assets 12/31/21	Estimated 2022 Revenues	Estimated 2022 Expenses	Estimated Net Assets 12/31/22	Increase/ (Decrease)
<b><u>UTILITIES</u></b>						
602	Water Utility	\$ 42,240,159	\$ 4,260,063	\$ 3,340,321	\$ 43,159,901	\$ 919,742
	Capital Improvements			\$ 549,750		
603	Sewer Utility	\$ 20,368,669	\$ 4,930,480	\$ 3,366,424	\$ 21,932,725	\$ 1,564,056
	Capital Improvements			\$ 35,000		
604	Stormwater Utility (SUD)	\$ 31,964,845	\$ 1,693,793	\$ 1,717,173	\$ 31,941,465	\$ (23,380)
	Capital Improvements			\$ 1,422,120		
	<b>TOTAL</b>	<b>\$ 94,573,673</b>	<b>\$ 10,884,336</b>	<b>\$ 8,423,918</b>	<b>\$ 97,034,091</b>	<b>\$ 2,460,418</b>

**City of Fitchburg  
Adopted Personnel Budget**

	<u>2022 Budget</u>			<u>2023 Budget</u>		
	Permanent FT/PT	On Call/ Seasonal/ LTE Hours	Overtime Hours	Permanent FT/PT	On Call/ Seasonal/ LTE Hours	Overtime Hours
	FTE			FTE		
Administration	2.00	800	-	3.00	-	-
Municipal Court (a)	1.50	360	-	1.50	360	-
Legal	1.00	-	-	1.00	-	-
Clerk's Office	4.00	4,227	140	4.00	2,550	120
Human Resources	2.80	-	-	2.80	-	-
Finance	5.50	520	25	6.50	520	25
Assessing	5.00	-	74	5.00	-	74
Bldg. Inspection	3.00	-	60	4.00	-	80
Bldg & Grounds	5.00	-	150	5.00	-	150
Senior Center	7.00	500	-	7.00	625	-
Parks	6.80	3,120	506	6.80	3,120	506
Recreation	2.00	4,277	60	2.00	4,113	60
Planning & Zoning	4.00	1,640	110	4.00	1,640	110
Economic Development	2.00	-	-	2.00	-	-
Police Department	66.00	3,213	3,670	67.00	3,213	3,670
Fire Department	22.00	49,350	2,820	24.00	39,925	2,820
Public Works	16.00	900	867	16.00	900	867
<b>TOTAL - General</b>	<b>155.60</b>	<b>68,907</b>	<b>8,482</b>	<b>161.60</b>	<b>56,966</b>	<b>8,482</b>
Library	15.00	6,240	-	15.00	6,240	-
FACTv	3.50	525	-	3.50	530	-
Water/Sewer Utilities	7.00	1,420	400	8.00	1,420	472
Stormwater Utility	3.50	840	132	3.50	840	132
Technology	6.00	900	120	7.00	-	120
<b>TOTAL - Other</b>	<b>35.00</b>	<b>9,925</b>	<b>652</b>	<b>37.00</b>	<b>9,030</b>	<b>724</b>
<b>Grand total</b>	<b>190.60</b>	<b>78,832</b>	<b>9,134</b>	<b>198.60</b>	<b>65,996</b>	<b>9,206</b>

**Notes**

- (a) FTE amounts do not include Mayor/Council/Judge (elected officials).
- (b) Employees are shown based on the department worked within, not where the hours are allocated.

**Changes from 2022 to 2023**

- 1) Added full-time Director of Administrative Services position that will benefit multiple departments but report within the Administration Department (NP #1).
- 2) Added additional LTE and overtime hours for elections staff (NP #2).
- 3) Converted Administration Intern position to a full-time Accountant position (NP #3).
- 4) Added additional Police Sergeant (NP #4).
- 5) Added Fire Division Chief of Prevention/Inspection/Training (NP #6).
- 6) Added additional Code Enforcement Inspector (NP #8).
- 7) Reclassified one Public Works Maintenance Worker - Streets to Public Works Maintenance Lead Worker - Streets (NP #9).
- 8) Increased Senior Center LTE Exercise Instructor hours from 500 to 625 (NP #11).
- 9) Reclassified one Public Works Maintenance Worker - Parks to Public Works Maintenance Lead Worker - Parks (NP #13).
- 10) Restructured Referee & Scorekeeper hours to increase pay (NP #14).
- 11) Added additional Public Works Maintenance Worker - Utilities (NP #15).
- 12) Reclassified one Public Works Maintenance Worker - Utilities to Public Works Maintenance Lead Worker - Utilities (NP #16).
- 13) Covered IT Intern position to a full-time Applications and System Administrator (NP #17).
- 14) Added 5 FACTv LTE hours to tape two additional Tree Advisory Committee meetings (Council #4).

**City of Fitchburg  
Summary of Council Amendments  
2023 Budget**

#	Sponsor	Description	Action 11/1/22	Original Amount	Amend Amount	GENERAL FUND		CAPITAL PROJECTS		OTHER			
						Impact on Expend (ERP)	Levy Impact	Levy/ERP Impact	Other Revenue	Refuse & Recycling	Debt Service Fund Levy	Stormwater Rates	Other
<b>Council Amendments</b> <b>(see amendment forms for detail by account number)</b>													
1	Arata-Fratta	Reduce Median Mowing and Maintenance Budget	failed	\$ (20,000)		\$ -	\$ -	\$ -	\$ -	\$ -	\$ -	\$ -	\$ -
2	Gerhardt	Reallocate Fitchburg Star Ad Funding to City Newsletter	approved	\$ -		\$ -	\$ -	\$ -	\$ -	\$ -	\$ -	\$ -	\$ -
3	Arata-Fratta	Increase Urban Forester/Naturalist Position from .8 FTE to Full-Time	failed	\$ 21,316		\$ -	\$ -	\$ -	\$ -	\$ -	\$ -	\$ -	\$ -
4	Arata-Fratta	Increase Tree Advisory Committee Meetings from 6 to 8 Annually	approved	\$ 386		\$ 386	\$ 386	\$ -	\$ -	\$ -	\$ -	\$ -	\$ -
5	Arata-Fratta	Add One-Time HNI Grant Funding for Southdale Neighborhood in Wellbeing Fund	approved as amended	\$ 15,000		\$ -	\$ -	\$ -	\$ -	\$ -	\$ -	\$ -	\$ 15,000
6	Gerhardt	Adjust Funding for Sustainability Plan Phase 2	approved	\$ (10,000)		\$ -	\$ -	\$ -	\$ -	\$ -	\$ -	\$ -	\$ (10,000)
7	Maldonado	Reinstate Funding for Part 3 of Teen Center Study	failed	\$ 40,000		\$ -	\$ -	\$ -	\$ -	\$ -	\$ -	\$ -	\$ -
8	Gerhardt	Add Funding to Pilot Sustainable Vegetation in Street Medians	approved	\$ 10,000		\$ -	\$ -	\$ -	\$ -	\$ -	\$ -	\$ -	\$ 10,000
9	Gerhardt	Increase Funding for the Swan Creek Monitoring Station	approved	\$ 7,000		\$ -	\$ -	\$ -	\$ -	\$ -	\$ -	\$ 9,000	\$ -
<b>Omnibus Detail</b>													
A		Adjust FitchRona EMS Budget Based on EMS Commission Action	approved	\$ 25,707	\$ -	\$ 25,707	\$ 25,707	\$ -	\$ -	\$ -	\$ -	\$ -	TBD
B		Adjust for Refuse and Recycling Rate Approved by Resolution, if different	withdrawn	\$ -	\$ -	\$ -	\$ -	\$ -	\$ -	TBD	\$ -	\$ -	\$ -
C		Adjust for Transfer Out of Fund Balance (ERP Strategy)	approved	TBD	\$ (1,247,151)	\$ (1,247,151)	\$ -	\$ -	\$ 1,247,151	\$ -	\$ -	\$ -	\$ -
D		Adjust Fee Schedule to Include Missing/Inaccurate Proposed Fees	approved	\$ -	\$ -	\$ -	\$ -	\$ -	\$ -	\$ -	\$ -	\$ -	\$ -
<b>TOTAL AMENDMENTS</b>				<b>\$ 89,409</b>	<b>\$ -</b>	<b>\$ (1,221,058)</b>	<b>\$ 26,093</b>	<b>\$ -</b>	<b>\$ 1,247,151</b>	<b>\$ -</b>	<b>\$ -</b>	<b>\$ 9,000</b>	<b>\$ 15,000</b>

**City of Fitchburg  
Summary of Council Amendments  
2023 Budget**

#	Sponsor	Description	Action 11/1/22	Original Amount	Amend Amount	GENERAL FUND		CAPITAL PROJECTS		OTHER			
						Impact on Expend (ERP)	Levy Impact	Levy/ERP Impact	Other Revenue	Refuse & Recycling	Debt Service Fund Levy	Stormwater Rates	Other
		CPI (increase from 9/1 - 8/31)		7.7%		final per DOR							
		Net new construction		4.160%		final per DOR							
		Allowed expenditures for expenditure restraint		\$ 31,983,426		final per DOR							
						<b>Over/(Under)</b>							
						<b>Amount</b>	<b>Allowed</b>						
		Mayor's proposed budget (w/o omnibus)				\$ 33,204,484	\$ (1,221,058)						
		Mayor's proposed budget (w/ omnibus)				\$ 33,230,191	\$ (1,246,765)	will be adjusted based on Omnibus C					
		Budget with Council amendments (as proposed) - Note: includes duplicates				\$ 33,231,893	\$ (1,248,467)	will be adjusted based on Omnibus C					
		Budget with Council amendments (as adopted 1)				\$ 31,983,426	\$ -	will be adjusted based on Omnibus C					

Total assessed value	\$4,825,991,080	1/1/22 Fitchburg + 1/1/22 Town of Madison				
Total equalized value (TID in)	\$4,835,636,273	1/1/22 Fitchburg + 1/1/22 Town of Madison				
Total equalized value (TID out)	\$4,290,830,573	1/1/22 Fitchburg + 1/1/22 Town of Madison				
Average home value	\$378,500					
Last year's assessed value tax rate	\$7.9280					
Last year's average home city portion tax bill	\$2,617					
Total allowed levy per levy limit imposed by State (Mayor's B)	\$28,775,228	*Includes early use of \$505,000 of 2024 levy limit adjustment for operating purposes				
Total allowed levy per levy limit imposed by State (Adjusted)	\$28,800,935	*Includes additional levy limit adjustment for Omnibus A				
		<b>Change</b>				
	<b>City Share</b>	<b>Estimated</b>				
	<b>Property</b>	<b>AV Tax</b>				
	<b>Tax Levy</b>	<b>Rate</b>				
	<b>City Share</b>	<b>City Share</b>				
	<b>TID</b>	<b>Taxes on</b>				
	<b>Increment</b>	<b>Avg Home</b>				
		<b>from PY</b>				
		<b>on Avg</b>				
		<b>Home</b>				
		<b>Available</b>				
		<b>Levy</b>				
		<b>Limit</b>				
Mayor's proposed budget (w/o omnibus)	\$ 28,772,607	\$ 3,669,022	\$6.72	\$ 2,544	\$ (73)	\$2,621
Mayor's proposed budget (w/ omnibus)	\$ 28,798,314	\$ 3,672,286	\$6.73	\$ 2,547	\$ (70)	\$2,621
Budget with Council amendments (as proposed) - Note: includes duplicates	\$ 28,800,016	\$ 3,672,502	\$6.73	\$ 2,547	\$ (70)	\$919
Budget with Council amendments (as adopted 1)	\$ 28,798,700	\$ 3,672,335	\$6.73	\$ 2,547	\$ (70)	\$2,235

- (a) - Position becomes WRS eligible with this change so additional cost is based on full wages, not just increased wages
- (b) - Assumes that an increase in hours would not trigger a change in insurance elections.
- (c) - Within property tax levy allocation to the Library based on net new construction/ERP threshold.
- (d) - Assumes .5 FTE or less will not elect benefits

NP #	Dept	Description	Account Number	Expense			Funding		Mayor's Budget		Adopted Budget		
				Recurring Expense	One Time Expense	Proposed Personnel	Rates/ Fees	Property Taxes	Rates/ Fees	Property Taxes	Rates/ Fees	Property Taxes	
1	Admin	<b>New Director of Administrative Services</b>											
		Permanent Salaries/Wages	100-5115-110			127,234							
		FICA	100-5115-131			9,733							
		WRS	100-5115-132			8,652							
		Health	100-5115-160			20,962							
		Life	100-5115-161			183							
		Disability	100-5115-162			400							
		Dental	100-5115-163			1,332							
		Training	100-5115-325	1,000									
		Dues	100-5115-320	500									
		Equipment Expense	100-5115-355		50								
		Computer Equipment & Licenses	100-5115-570	750	2,000								
		Desk Phone	100-5115-570		300								
		Worker's Compensation	100-5115-572			216							
		HR - Recruitment	100-5143-250		485								
		Finance - Payroll Costs	100-5152-245	155									
		<b>Total Proposal - Year 1</b>		<b>173,952</b>				-	173,952	-	173,952	-	173,952
2	Clerk	<b>Additional LTE Election Assistance/OT</b>											
		Overtime	100-5142-115			546							
		LTE/Seasonal Wages	100-5142-120			-							
		Poll worker wages	100-5142-120			15,087							
		FICA	100-5142-131			42							
		WRS	100-5142-132			37							
		Life	100-5142-161			1							
		Disability	100-5142-162			3							
		Worker's Compensation	100-5142-572			27							
		HR - Recruitment	100-5143-250		10								
		Finance - Payroll Costs	100-5152-245										
		<b>Total Proposal - Year 1</b>			-			-	15,753	-	15,753	-	15,753
3	Finance	<b>Convert Administrative Intern into Full-Time Accountant</b>											
		LTE/Seasonal Wages	100-5115-120			(13,872)							
		FICA	100-5115-131			(1,061)							
		Worker's Compensation	100-5115-572			(24)							
		Permanent Salaries/Wages	100-5152-110			71,448							
		FICA	100-5152-131			5,466							
		WRS	100-5152-132			4,858							
		Health	100-5152-160			20,962							
		Life	100-5152-161			103							
		Disability	100-5152-162			400							
		Dental	100-5152-163			1,332							
		Publications, Dues, & Subscrip	100-5152-320		200								
		Training	100-5152-325	1,000									
		Equipment Expense	100-5152-355		50								
		Computer Equipment & Licenses	100-5152-570	750	2,000								
		Desk Phone	100-5152-570		300								
		Worker's Compensation	100-5152-572			121							
		HR - Recruitment	100-5143-250		485								
		Finance - Payroll Costs	100-5152-245	155									
		<b>Total Proposal - Year 1</b>		<b>94,673</b>				-	94,673	-	94,673	-	94,673
4	PD	<b>Additional Sergeant - Dayshift</b>											
		Permanent Salaries/Wages	100-5210-110			92,151							
		FICA	100-5210-131			7,050							
		WRS	100-5210-132			12,182							
		Health	100-5210-160			20,962							
		Life	100-5210-161			133							
		Disability	100-5210-162			400							
		Dental	100-5210-163			1,332							
		Taxable Clothing Allowance	100-5210-164	725	725								
		Uniforms & Protective Gear	100-5210-324		1,100								
		Training	100-5210-325	1,000									
		Equipment Expense	100-5210-355		100								
		Computer Equipment & Licenses	100-5210-570	750	750								
		Worker's Compensation	100-5210-572			2,460							
		HR - Recruitment	100-5143-251		1,680								
		Finance - Payroll Costs	100-5152-245	155									
		<b>Total Proposal - Year 1</b>		<b>143,655</b>				-	143,655	-	143,655	-	143,655
5	PD	<b>New Administrative Specialist</b>											
		Permanent Salaries/Wages	100-5210-110			57,720							
		FICA	100-5210-131			4,416							
		WRS	100-5210-132			3,925							
		Health	100-5210-160			20,962							
		Life	100-5210-161			83							
		Disability	100-5210-162			358							
		Dental	100-5210-163			1,332							
		Training	100-5210-325	500									
		Equipment Expense	100-5210-355		100								
		Computer Equipment & Licenses	100-5210-570	750	2,750								
		Worker's Compensation	100-5210-572			98							
		HR - Recruitment	100-5143-251		525								
		Finance - Payroll Costs	100-5152-245	155									
		<b>Total Proposal - Year 1</b>		<b>93,674</b>				-	93,674	-	-	-	-

- (a) - Position becomes WRS eligible with this change so additional cost is based on full wages, not just increased wages
- (b) - Assumes that an increase in hours would not trigger a change in insurance elections.
- (c) - Within property tax levy allocation to the Library based on net new construction/ERP threshold.
- (d) - Assumes .5 FTE or less will not elect benefits

NP #	Dept	Description	Account Number	Expense			Funding		Mayor's Budget		Adopted Budget	
				Recurring Expense	One Time Expense	Proposed Personnel	Rates/ Fees	Property Taxes	Rates/ Fees	Property Taxes	Rates/ Fees	Property Taxes
6	Fire	<b>Restore Division Chief - Prevention/Inspection/Training</b>										
		Permanent Salaries/Wages	100-5220-110			89,752						
		FICA	100-5220-131			6,866						
		WRS	100-5220-132			11,865						
		Health	100-5220-160			20,962						
		Life	100-5220-161			129						
		Disability	100-5220-162			400						
		Dental	100-5220-163			1,332						
		Taxable Clothing Allowance	100-5220-164			480						
		Publications, Dues, & Subscrip	100-5220-320	650								
		Uniforms & Protective Gear	100-5220-323	400	4,700							
		Equipment Expense	100-5220-355		400							
		Computer Equipment & Licenses	100-5220-570	800	3,000							
		Cell Phone	100-5220-570	480	900							
		Worker's Compensation	100-5220-572			2,854						
		HR - Recruitment	100-5143-252		1,750							
		Finance - Payroll Costs	100-5152-245	155								
		<b>Total Proposal - Year 1</b>		<b>147,875</b>			-	147,875	-	147,875	-	147,875
7	Fire	<b>Additional Career Firefighter/ Inspector (Daytime)</b>										
		Permanent Salaries/Wages	100-5220-110			59,601						
		Overtime	100-5220-115			11,033						
		FICA	100-5220-131			5,404						
		WRS	100-5220-132			9,338						
		Health	100-5220-160			20,962						
		Life	100-5220-161			102						
		Disability	100-5220-162			400						
		Dental	100-5220-163			1,332						
		Taxable Clothing Allowance	100-5220-164			480						
		Uniforms & Protective Gear	100-5220-323	400	4,700							
		Worker's Compensation	100-5220-572			2,246						
		HR - Recruitment	100-5143-252		1,750							
		Finance - Payroll Costs	100-5152-245	155								
		<b>Total Proposal - Year 1</b>		<b>117,903</b>			-	117,903	-	-	-	-
8	Bldg Inspect	<b>Additional Code Enforcement Inspector</b>										
		Permanent Salaries/Wages	100-5240-110			57,720						
		Overtime	100-5240-115			833						
		FICA	100-5240-131			4,479						
		WRS	100-5240-132			3,982						
		Health	100-5240-160			20,962						
		Life	100-5240-161			84						
		Disability	100-5240-162			363						
		Dental	100-5240-163			1,332						
		Dues & Subscriptions	100-5240-320	100								
		Uniforms & Protective Gear	100-5240-323	250	300							
		Training	100-5240-325	1,000								
		Vehicle Expense	100-5240-335	1,000								
		Equipment Expense	100-5240-355		200							
		Computer Equipment & Licenses	100-5240-570	750	2,000							
		Desk Phone	100-5240-570	-	300							
		Cell Phone	100-5240-570	540	400							
		Worker's Compensation	100-5240-572			1,874						
		HR - Recruitment	100-5143-250		340							
		Finance - Payroll Costs	100-5152-245	155								
		Capital Cost - Add'l Car (in CIP)	400-5722-407		-							
		<b>Total Proposal - Year 1</b>		<b>98,964</b>			-	98,964	-	98,964	-	98,964
9	PW	<b>Reclassify One Public Works Maintenance Worker to Lead Maintenance Worker</b>										
		Permanent Salaries/Wages	100-5300-110			4,306						
		Overtime	100-5300-115			224						
		FICA	100-5300-131			347						
		WRS	100-5300-132			308						
		Life	100-5300-161			7						
		Disability	100-5300-162			28						
		Worker's Compensation	100-5300-572			145						
		<b>Total Proposal - Year 1</b>		<b>5,365</b>			-	5,365	-	5,365	-	5,365

- (a) - Position becomes WRS eligible with this change so additional cost is based on full wages, not just increased wages
- (b) - Assumes that an increase in hours would not trigger a change in insurance elections.
- (c) - Within property tax levy allocation to the Library based on net new construction/ERP threshold.
- (d) - Assumes .5 FTE or less will not elect benefits

NP #	Dept	Description	Account Number	Expense			Funding		Mayor's Budget		Adopted Budget	
				Recurring Expense	One Time Expense	Proposed Personnel	Rates/ Fees	Property Taxes	Rates/ Fees	Property Taxes	Rates/ Fees	Property Taxes
10	PW	<b>New Construction Engineer</b>										
		Permanent Salaries/Wages	100-5300-110			80,600						
		FICA	100-5300-131			6,166						
		WRS	100-5300-132			5,481						
		Health	100-5300-160			20,962						
		Life	100-5300-161			116						
		Disability	100-5300-162			400						
		Dental	100-5300-163			1,332						
		Uniforms & Protective Gear	100-5300-323	450	450							
		Publications, Dues, & Subscrip	100-5300-320	190								
		Training	100-5300-325	1,350								
		Vehicle Use Reimbursement	100-5300-330	250								
		Computer Equipment & Licenses	100-5300-570	1,230	2,400							
		Desk Phone	100-5300-570		300							
		Cell Phone	100-5300-570	480	500							
		Worker's Compensation	100-5300-572			2,579						
		HR - Recruitment	100-5143-250		160							
		Finance - Payroll Costs	100-5152-245	155								
		<b>Total Proposal - Year 1</b>	<b>125,551</b>					-	125,551	-	-	-
11	Sr Center	<b>Additional LTE Exercise Instructor</b>										
		<b>Hours (from 500 hrs to 625 hrs)</b>										
		LTE/Seasonal Wages	100-5460-120			3,125						
		FICA	100-5460-131			240						
		Worker's Compensation	100-5460-572			110						
		HR - Recruitment	100-5143-250		35							
		Finance - Payroll Costs	100-5152-245	155								
		<b>Total Proposal - Year 1</b>	<b>3,665</b>					3,665	-	3,665	-	3,665
12	Sr Center	<b>New Nutrition Site Coordinator (25 hours/week) &amp; Make Existing Full-Time Nutrition Site Coordinator/Volunteer Manager a Full-Time Nutrition Site</b>										
		Permanent Salaries/Wages	100-5460-110			36,075						
		FICA	100-5460-131			2,760						
		WRS	100-5460-132			2,453						
		Health	100-5460-160			13,101						
		Life	100-5460-161			52						
		Disability	100-5460-162			224						
		Dental	100-5460-163			833						
		Training	100-5460-325	200								
		Vehicle Expense	100-5460-335	100								
		Computer Equipment & Licenses	100-5460-570	750	-							
		Worker's Compensation	100-5460-572			1,154						
		HR - Recruitment	100-5143-250		435							
		Finance - Payroll Costs	100-5152-245	155								
		<b>Total Proposal - Year 1</b>	<b>58,292</b>					-	58,292	-	-	-
13	Parks	<b>Reclassify One Parks Maintenance Worker to Lead Maintenance Worker</b>										
		Permanent Salaries/Wages	100-5520-110			4,306						
		Overtime	100-5520-115			224						
		FICA	100-5520-131			347						
		WRS	100-5520-132			308						
		Life	100-5520-161			7						
		Disability	100-5520-162			28						
		Worker's Compensation	100-5520-572			145						
		<b>Total Proposal - Year 1</b>	<b>5,365</b>					-	5,365	-	5,365	-
14	Rec	<b>Restructure Referees &amp; Scorekeeper</b>										
		<b>Hours to Increase Pav</b>										
		LTE/Seasonal Wages	100-5530-120			6						
		FICA	100-5530-131			-						
		Worker's Compensation	100-5530-572			-						
		<b>Total Proposal - Year 1</b>	<b>6</b>					6	-	6	-	6
15	Water	<b>Additional Water/Sewer Maintenance Worker (50% Water / 50% Sewer)</b>										
		Permanent Salaries/Wages	60x-5920-110			53,123						
		Overtime	60x-5920-120			2,758						
		FICA	60x-5920-131			4,275						
		WRS	60x-5920-132			3,800						
		Health	60x-5920-160			20,962						
		Life	60x-5920-161			80						
		Disability	60x-5920-162			346						
		Dental	60x-5920-163			1,332						
		Uniforms & Protective Gear	60x-5926-323	900	900							
		Training	60x-5930-325	250								
		Computer Equipment & Licenses	60x-5921-570	500	500							
		Cell Phone	60x-5921-570	480	500							
		Worker's Compensation	60x-5924-572			1,760						
		HR - Recruitment	60x-5923-290		160							
		Finance - Payroll Costs	100-5152-245	155								
		<b>Total Proposal - Year 1</b>	<b>92,781</b>					92,781	-	92,781	-	92,781

- (a) - Position becomes WRS eligible with this change so additional cost is based on full wages, not just increased wages
- (b) - Assumes that an increase in hours would not trigger a change in insurance elections.
- (c) - Within property tax levy allocation to the Library based on net new construction/ERP threshold.
- (d) - Assumes .5 FTE or less will not elect benefits

NP #	Dept	Description	Account Number	Expense			Funding		Mayor's Budget		Adopted Budget		
				Recurring Expense	One Time Expense	Proposed Personnel	Rates/ Fees	Property Taxes	Rates/ Fees	Property Taxes	Rates/ Fees	Property Taxes	
16	Water	<b>Reclassify One Utility Maintenance Worker to Lead Maintenance Worker (50% Water / 50% Sewer)</b>											
		Permanent Salaries/Wages	60x-5920-110			4,306							
		Overtime	60x-5920-120			224							
		FICA	60x-5920-131			347							
		WRS	60x-5920-132			308							
		Life	60x-5920-161			7							
		Disability	60x-5920-162			28							
		Worker's Compensation	60x-5924-572			145							
		<b>Total Proposal - Year 1</b>				<b>5,365</b>	5,365	-	5,365	-	5,365	-	
17	IT	<b>Convert IT Intern into Full-Time Applications and Systems Administrator</b>											
		LTE/Seasonal Wages	700-5145-120			(15,921)							
		FICA	700-5145-131			(1,218)							
		Worker's Compensation	700-5145-572			(27)							
		Permanent Salaries/Wages	700-5145-110			76,024							
		Overtime	700-5145-115			2,193							
		FICA	700-5145-131			5,984							
		WRS	700-5145-132			5,319							
		Health	700-5145-160			20,962							
		Life	700-5145-161			109							
		Disability	700-5145-162			400							
		Dental	700-5145-163			1,332							
		Training	700-5145-325	1,500									
		Equipment Expense	700-5145-355		50								
		Computer Equipment & Licenses	700-5145-355	750	2,000								
		Desk Phone	700-5145-355		300								
		Cell Phone	700-5145-363	480	500								
		Worker's Compensation	700-5145-572			133							
		HR - Recruitment	700-5145-290		435								
		Finance - Payroll Costs	100-5152-245	155									
		<b>Total Proposal - Year 1</b>				<b>101,460</b>	8,827	92,633	8,827	92,633	8,827	92,633	
n/a	FACTv (Council)	LTE/Seasonal Wages	700-5145-120			80							
		FICA	700-5145-131			6							
		<b>Total Proposal - Year 1</b>				<b>86</b>	-	86	-	-	-	86	
<b>GRAND TOTAL</b>						<b>1,284,385</b>	<b>26,015</b>	<b>43,775</b>	<b>1,214,595</b>	<b>110,644</b>	<b>1,173,741</b>	<b>110,644</b>	<b>778,321</b>
<b>Funding Source Summary</b>													
		General Fund Property Taxes					3,671	1,081,108	3,671	685,602	3,671	685,688	
		Water Fund Utility Rates					49,073	-	49,073	-	49,073	-	
		Sewer Fund Utility Rates					49,073	-	49,073	-	49,073	-	
		Technology Fund					8,827	92,633	8,827	92,633	8,827	92,633	
							<b>110,644</b>	<b>1,173,741</b>	<b>110,644</b>	<b>778,235</b>	<b>110,644</b>	<b>778,321</b>	

**NOTICE OF PUBLIC HEARING - 2023 CITY OF FITCHBURG BUDGET - October 11, 2022**

Public notice is hereby given that on October 11, 2022, the City Council of the City of Fitchburg will meet in the Frances Huntley-Cooper City Council Chambers, City Hall, 5520 Lacy Rd., at 7:30 p.m. and virtually for the purpose of hearing any citizen or taxpayer comments on the Proposed Budget for 2023. A summary of the Proposed Budget is published herewith, and a copy of the complete budget is available for public inspection at the Fitchburg City Hall.

**CITY OF FITCHBURG  
2023 BUDGET SUMMARY**

GENERAL FUND	AMENDED BUDGET 2022	PROPOSED 2023	Expenditure Percent Change	Levy Percent Change	2022 Rate per 1,000***	Rate Percent Change
<b>REVENUES</b>						
Property Taxes	\$ 18,352,861	\$ 19,312,848		5.23%	4.032	-13.23%
Other Taxes	783,220	929,797				
Intergovernmental Revenues	3,125,934	3,601,349				
Regulation & Compliance	786,400	1,042,620				
Intergovernmental Chgs for Services	275,840	265,980				
Public Charges for Service	265,380	338,615				
Commercial Revenues	137,400	167,990				
Miscellaneous Revenues	46,930	22,000				
Other Financing Sources	75,160	134,768				
Fund Balance Applied	942,926	2,425,650				
<b>TOTAL REVENUES</b>	<b>\$ 24,792,051</b>	<b>\$ 28,241,617</b>				
<b>EXPENDITURES</b>						
General Government	\$ 3,862,425	\$ 4,356,382				
Public Safety	14,017,377	14,999,728				
Public Works	3,092,208	2,667,395				
Senior Services	793,932	835,712				
Culture, Rec & Education	1,763,187	2,347,215				
Planning & Development	715,529	717,185				
<b>TOTAL EXPENDITURES</b>	<b>\$ 24,244,658</b>	<b>\$ 25,923,617</b>	6.93%			
Other Financing Uses	547,393	2,318,000				
<b>TOTAL EXPENDITURES &amp; OFU</b>	<b>\$ 24,792,051</b>	<b>\$ 28,241,617</b>	13.91%			

ALL FUNDS COMBINED	Fund Bal Jan. 1, 2022	Revenues	Expenditures	Est Fund Bal Jan. 1, 2023	Property Tax Contribution	2022 (TID OUT)		Total Levy % Change
						Rate Per \$1,000	Rate % Change	
General Fund					\$19,312,848	4.032	-13.23%	5.23%
Non Spendable	\$935,035			\$935,035				
Restricted	82,144			82,144				
Assigned	4,224,007			5,706,731				
Unassigned	7,625,438	\$24,841,724	\$23,860,248	7,124,190				
Special Revenue Funds								
(incl library,FACTv,Transit)	6,515,620	11,543,303	6,996,893	11,062,030	2,723,210	0.568	1.70%	23.33%
Debt Service Funds	1,861,314	6,901,938	7,306,564	1,456,688	4,496,892	0.939	-17.75%	-0.26%
Capital Projects Funds (excl TID)	23,006,318	9,533,496	30,558,042	1,981,772	2,239,657	0.468	-1.93%	18.92%
TID Capital Projects Funds	26,313,461	14,138,964	26,560,619	13,891,806				
Internal Service Fund	932,024	2,005,397	1,989,451	947,970				
Enterprise Funds	94,573,673	10,884,336	8,423,918	97,034,091				
<b>TOTAL *</b>	<b>\$166,069,034</b>	<b>\$79,849,158</b>	<b>\$105,695,735</b>	<b>\$140,222,457</b>	<b>\$28,772,607</b>	<b>6.006</b>	<b>-11.97%</b>	<b>6.75%</b>

\* Tax Incremental District information related to Property Tax Contribution not available at the time of this report.

\*\*\*At the time this report was prepared, the City did not have a final assessed value. The estimated total assessed value is

\$4,790,434,075

City of Fitchburg, WI  
2023 Adopted General Fund Budget

	2021 Prior Year Actual	2022 Current Year Budget	6/30/2022 Current Year Actual	2022 Current Year Estimate	2023 Adopted Budget	Increase/ (Decrease) 22 - '23 Bud	% Change 22 - '23 Bud
<b>GENERAL GOVERNMENT</b>							
MAYOR & COMMON COUNCIL ADMINISTRATOR	\$ 67,705	\$ 80,471	\$ 40,542	\$ 79,503	\$ 83,163	\$ 2,692	3.35%
MUNICIPAL COURT	\$ 173,153	\$ 191,801	\$ 78,822	\$ 176,049	\$ 199,087	\$ 7,286	3.80%
LEGAL SERVICES	\$ 198,426	\$ 216,760	\$ 88,585	\$ 214,895	\$ 240,938	\$ 24,178	11.15%
CLERK	\$ 400,358	\$ 519,386	\$ 227,779	\$ 495,246	\$ 536,098	\$ 16,712	3.22%
HR	\$ 255,934	\$ 364,246	\$ 158,283	\$ 343,125	\$ 386,924	\$ 22,678	6.23%
SUSTAINABILITY/HNI	\$ 171,528	\$ 211,040	\$ 44,199	\$ 241,532	\$ 140,273	\$ (70,767)	-33.53%
FINANCE & TREASURY	\$ 422,709	\$ 473,716	\$ 230,764	\$ 473,557	\$ 836,325	\$ 362,609	76.55%
ASSESSING	\$ 406,694	\$ 589,103	\$ 231,926	\$ 528,694	\$ 604,838	\$ 15,735	2.67%
BLDGS & GRNDS - SAFETY BLDG	\$ 24,263	\$ 44,850	\$ 13,281	\$ 43,300	\$ 43,800	\$ (1,050)	-2.34%
BLDGS & GRNDS - MAINT FACILITY	\$ 40,400	\$ 63,560	\$ 30,515	\$ 64,544	\$ 63,350	\$ (210)	-0.33%
BLDGS & GRNDS - NEW CITY HALL	\$ 391,829	\$ 426,487	\$ 191,019	\$ 407,148	\$ 457,730	\$ 31,243	7.33%
BLDGS & GRNDS - PD EVIDENCE	\$ 6,777	\$ 10,500	\$ 8,006	\$ 10,500	\$ 10,500	\$ -	0.00%
BLDGS & GRNDS - FIRE STN #2 MRKTPLC	\$ 30,964	\$ 55,500	\$ 15,482	\$ 49,300	\$ 54,500	\$ (1,000)	-1.80%
BLDGS & GRNDS - FIRE STN #1 UPTOWN	\$ 40,753	\$ 56,450	\$ 18,689	\$ 45,900	\$ 58,800	\$ 2,350	4.16%
INTERDEPARTMENTAL OTHER	\$ 147,414	\$ 143,500	\$ 63,173	\$ 140,250	\$ 141,500	\$ (2,000)	-1.39%
<b>TOTAL GENERAL GOVERNMENT</b>	<b>\$ 3,123,037</b>	<b>\$ 3,773,831</b>	<b>\$ 1,587,930</b>	<b>\$ 3,634,707</b>	<b>\$ 4,356,382</b>	<b>\$ 582,551</b>	<b>15.44%</b>
<b>PUBLIC SAFETY</b>							
LAW ENFORCEMENT	\$ 8,447,905	\$ 8,971,103	\$ 4,458,861	\$ 8,895,839	\$ 9,561,795	\$ 590,692	6.58%
FIRE DEPARTMENT	\$ 2,977,071	\$ 3,404,212	\$ 1,468,857	\$ 3,201,094	\$ 3,661,447	\$ 257,235	7.56%
BUILDING INSPECTION	\$ 390,518	\$ 423,728	\$ 212,647	\$ 435,409	\$ 559,171	\$ 135,443	31.96%
OTHER PUBLIC SAFETY	\$ 913,735	\$ 1,159,221	\$ 958,661	\$ 1,159,271	\$ 1,243,022	\$ 83,801	7.23%
<b>TOTAL PUBLIC SAFETY</b>	<b>\$ 12,729,229</b>	<b>\$ 13,958,264</b>	<b>\$ 7,099,026</b>	<b>\$ 13,691,613</b>	<b>\$ 15,025,435</b>	<b>\$ 1,067,171</b>	<b>7.65%</b>
<b>PUBLIC WORKS</b>							
PUBLIC WORKS	\$ 1,975,086	\$ 2,355,312	\$ 948,730	\$ 2,245,436	\$ 2,667,395	\$ 312,083	13.25%
MASS TRANSIT	\$ 502,000	\$ 620,000	\$ -	\$ 620,000	\$ -	\$ (620,000)	-100.00%
<b>TOTAL PUBLIC WORKS</b>	<b>\$ 2,477,086</b>	<b>\$ 2,975,312</b>	<b>\$ 948,730</b>	<b>\$ 2,865,436</b>	<b>\$ 2,667,395</b>	<b>\$ (307,917)</b>	<b>-10.35%</b>
<b>HUMAN SERVICES</b>							
SENIOR CITIZENS PROGRAMS	\$ 695,479	\$ 793,932	\$ 387,912	\$ 773,151	\$ 835,712	\$ 41,780	5.26%
<b>CULTURE, RECREATION &amp; EDUCATION</b>							
COMMUNITY CENTER	\$ 74,915	\$ 109,596	\$ 27,811	\$ 107,186	\$ 113,732	\$ 4,136	3.77%
PARKS	\$ 1,147,505	\$ 1,286,311	\$ 579,356	\$ 1,265,403	\$ 1,412,446	\$ 126,135	9.81%
RECREATION & LEISURE	\$ 266,274	\$ 345,770	\$ 147,200	\$ 341,109	\$ 381,320	\$ 35,550	10.28%
FACTv (CABLE)	\$ -	\$ -	\$ -	\$ -	\$ 440,103	\$ 440,103	-100.00%
<b>TOTAL CULTURE, RECREATION &amp; EDUCATION</b>	<b>\$ 1,488,694</b>	<b>\$ 1,741,677</b>	<b>\$ 754,367</b>	<b>\$ 1,713,698</b>	<b>\$ 2,347,601</b>	<b>\$ 605,924</b>	<b>34.79%</b>
<b>COMMUNITY DEVELOPMENT</b>							
ZONING & PLANNING	\$ 347,759	\$ 404,397	\$ 140,787	\$ 335,451	\$ 393,963	\$ (10,434)	-2.58%
ECONOMIC DEVELOPMENT	\$ 274,113	\$ 306,132	\$ 143,736	\$ 305,426	\$ 323,222	\$ 17,090	5.58%
<b>TOTAL COMMUNITY DEVELOPMENT</b>	<b>\$ 621,872</b>	<b>\$ 710,529</b>	<b>\$ 284,523</b>	<b>\$ 640,877</b>	<b>\$ 717,185</b>	<b>\$ 6,656</b>	<b>0.94%</b>
<b>GENERAL FUND OPERATING</b>	<b>\$ 21,135,397</b>	<b>\$ 23,953,545</b>	<b>\$ 11,062,488</b>	<b>\$ 23,319,482</b>	<b>\$ 25,949,710</b>	<b>\$ 1,996,165</b>	<b>8.33%</b>
<b>TRANSFERS TO OTHER FUNDS</b>							
OTHER TRANS TO FUND 400	\$ 438,523	\$ 540,766	\$ 6,627	\$ 540,766	\$ 1,070,849	\$ 530,083	98.02%
<b>TOTAL TRANSFERS TO OTHER FUNDS</b>	<b>\$ 438,523</b>	<b>\$ 540,766</b>	<b>\$ 6,627</b>	<b>\$ 540,766</b>	<b>\$ 1,070,849</b>	<b>\$ 530,083</b>	<b>98.02%</b>
<b>TOTAL GENERAL FUND</b>	<b>\$ 21,573,920</b>	<b>\$ 24,494,311</b>	<b>\$ 11,069,115</b>	<b>\$ 23,860,248</b>	<b>\$ 27,020,559</b>	<b>\$ 2,526,248</b>	<b>10.31%</b>

City of Fitchburg  
 General Fund #100  
 2023 Operating Budget

Acct #	Account Name	2021 Actual	2022 Adopted Budget	06/2022 YTD Actual	2022 Estimate	2023 Budget Request	Revisions Thru Adoption	2023 Adopted Budget	Budget Change	
100-4111-000	LOCAL PROPERTY TAXES	\$ 16,830,694	\$ 18,352,861	\$ 18,352,861	\$ 18,352,861	\$ 18,810,043	\$ 528,898	\$ 19,338,941	\$ 986,080	5.4%
100-4111-999	BAD DEBT EXPENSE - DEL PP TAX	\$ (15,568)	\$ (10,000)	\$ -	\$ (10,000)	\$ (10,000)	\$ -	\$ (10,000)	\$ -	0.0%
100-4114-000	MOBILE HOME/MISC TAXES	\$ 2,833	\$ 3,000	\$ 1,786	\$ 2,650	\$ 2,620	\$ -	\$ 2,620	\$ (380)	-12.7%
100-4121-000	HOTEL ROOM TAX - GENERAL FUND	\$ 23,812	\$ 25,740	\$ 4,641	\$ 25,740	\$ 29,420	\$ -	\$ 29,420	\$ 3,680	14.3%
100-4131-000	TAX EQUIVALENT-UTILITY	\$ 799,256	\$ 760,480	\$ 399,628	\$ 893,900	\$ 893,900	\$ -	\$ 893,900	\$ 133,420	17.5%
100-4180-000	INTEREST ON DELINQUENT PP TAX	\$ 3,787	\$ 4,000	\$ 1,942	\$ 2,500	\$ 2,500	\$ -	\$ 2,500	\$ (1,500)	-37.5%
100-4180-100	USE VALUE PENALTIES-CITY SHARE	\$ 23,067	\$ -	\$ 43,665	\$ 43,665	\$ 11,357	\$ -	\$ 11,357	\$ 11,357	100.0%
	<b>Taxes and Tax Equivalents Total</b>	<b>\$ 17,667,881</b>	<b>\$ 19,136,081</b>	<b>\$ 18,804,523</b>	<b>\$ 19,311,316</b>	<b>\$ 19,739,840</b>	<b>\$ 528,898</b>	<b>\$ 20,268,738</b>	<b>\$ 1,132,657</b>	<b>5.9%</b>
100-4200-000	SPECIAL ASSESS INSTALLMENTS	\$ -	\$ -	\$ -	\$ -	\$ -	\$ -	\$ -	\$ -	100.0%
100-4321-500	OTHER FED LAW ENFORCE GRANT	\$ -	\$ -	\$ -	\$ 9,600	\$ 3,000	\$ -	\$ 3,000	\$ 3,000	100.0%
100-4323-500	FEDERAL AID - MASS TRANSIT	\$ -	\$ -	\$ 215,625	\$ -	\$ -	\$ -	\$ -	\$ -	100.0%
100-4330-000	FEDERAL LAND AIDS	\$ 1,614	\$ 1,600	\$ 1,601	\$ 1,601	\$ 1,601	\$ -	\$ 1,601	\$ 1	0.1%
100-4341-000	STATE SHARED REVENUES	\$ 497,734	\$ 647,915	\$ -	\$ 635,047	\$ 705,249	\$ -	\$ 705,249	\$ 57,334	8.8%
100-4342-000	FIRE INSURANCE TAXES (2% DUES)	\$ 145,284	\$ 145,284	\$ -	\$ 157,258	\$ 157,258	\$ -	\$ 157,258	\$ 11,974	8.2%
100-4351-400	STATE GRANT POLICE	\$ 129,114	\$ -	\$ -	\$ -	\$ -	\$ -	\$ -	\$ -	100.0%
100-4353-000	STATE HIGHWAY AIDS	\$ 1,590,689	\$ 1,829,290	\$ 914,646	\$ 1,829,292	\$ 2,103,686	\$ -	\$ 2,103,686	\$ 274,396	15.0%
100-4354-000	EXEMPT COMPUTER AID	\$ 213,078	\$ 213,078	\$ -	\$ 213,078	\$ 246,117	\$ -	\$ 246,117	\$ 33,039	15.5%
100-4359-000	EXEMPT PERSONAL PROPERTY AID	\$ 53,200	\$ 80,725	\$ 80,728	\$ 80,728	\$ 122,709	\$ -	\$ 122,709	\$ 41,984	52.0%
100-4359-001	FRANCHISE FEE REDUCTION AID	\$ -	\$ -	\$ -	\$ -	\$ 63,196	\$ -	\$ 63,196	\$ 63,196	100.0%
100-4361-000	PAYMENTS FOR MUNICIPAL SERVICE	\$ 44,983	\$ 60,000	\$ -	\$ 40,000	\$ 40,000	\$ -	\$ 40,000	\$ (20,000)	-33.3%
100-4362-000	STATE LAND AIDS	\$ 33,250	\$ 33,250	\$ 36,121	\$ 36,116	\$ 35,000	\$ -	\$ 35,000	\$ 1,750	5.3%
100-4374-000	SENIOR REIMBURSEMENTS-COUNTY	\$ 109,995	\$ 92,200	\$ 26,071	\$ 102,015	\$ 102,015	\$ -	\$ 102,015	\$ 9,815	10.6%
100-4376-000	OTHER POLICE GRANTS	\$ 2,756	\$ -	\$ -	\$ -	\$ -	\$ -	\$ -	\$ -	100.0%
100-4377-100	MISC COUNTY GRANTS	\$ 12,069	\$ 22,592	\$ 21,518	\$ 21,518	\$ 21,518	\$ -	\$ 21,518	\$ (1,074)	-4.8%
	<b>Intergovernmental Revenues Total</b>	<b>\$ 2,833,766</b>	<b>\$ 3,125,934</b>	<b>\$ 1,296,310</b>	<b>\$ 3,126,253</b>	<b>\$ 3,601,349</b>	<b>\$ -</b>	<b>\$ 3,601,349</b>	<b>\$ 475,415</b>	<b>15.2%</b>
100-4410-000	BUSINESS & OCCUPATIONAL LIC	\$ 45,379	\$ 45,000	\$ 31,596	\$ 40,000	\$ 52,000	\$ -	\$ 52,000	\$ 7,000	15.6%
100-4420-000	NON BUSINESS LICENSES	\$ 13,083	\$ 12,000	\$ 6,322	\$ 10,000	\$ 13,620	\$ -	\$ 13,620	\$ 1,620	13.5%
100-4430-000	BLDG PERMIT & INSPECTION FEES	\$ 694,563	\$ 370,000	\$ 537,594	\$ 600,000	\$ 370,000	\$ -	\$ 370,000	\$ -	0.0%
100-4430-100	COMMERCIAL PLAN REVIEW FEES	\$ -	\$ -	\$ -	\$ -	\$ 10,000	\$ -	\$ 10,000	\$ 10,000	100.0%
100-4440-000	ZONING PERMITS & FEES	\$ 305,297	\$ 170,000	\$ 371,374	\$ 670,000	\$ 170,000	\$ -	\$ 170,000	\$ -	0.0%
100-4490-000	OTHER REGULATION & COMPLIANCE	\$ 45,121	\$ 35,000	\$ 28,603	\$ 32,000	\$ 40,000	\$ -	\$ 40,000	\$ 5,000	14.3%
100-4490-100	CABLE FRANCHISE FEES - AT&T	\$ -	\$ -	\$ -	\$ -	\$ 30,000	\$ -	\$ 30,000	\$ 30,000	100.0%
100-4490-200	CABLE FRANCHISE FEES - TDS	\$ -	\$ -	\$ -	\$ -	\$ 11,000	\$ -	\$ 11,000	\$ 11,000	100.0%
100-4490-300	CABLE FRANCHISE FEES - CHARTER	\$ -	\$ -	\$ -	\$ -	\$ 186,000	\$ -	\$ 186,000	\$ 186,000	100.0%
	<b>Licenses &amp; Permits Total</b>	<b>\$ 1,103,443</b>	<b>\$ 632,000</b>	<b>\$ 975,489</b>	<b>\$ 1,352,000</b>	<b>\$ 882,620</b>	<b>\$ -</b>	<b>\$ 882,620</b>	<b>\$ 250,820</b>	<b>39.7%</b>
100-4510-000	LAW & ORDINANCE VIOLATIONS	\$ 189,733	\$ 154,400	\$ 93,380	\$ 160,000	\$ 160,000	\$ -	\$ 160,000	\$ 5,600	3.6%
100-4510-100	YEAR END RECEIVABLE ADJUSTMENT	\$ (54,552)	\$ -	\$ -	\$ -	\$ -	\$ -	\$ -	\$ -	100.0%
	<b>Fines, Forfeits, &amp; Penalties Total</b>	<b>\$ 135,181</b>	<b>\$ 154,400</b>	<b>\$ 93,380</b>	<b>\$ 160,000</b>	<b>\$ 160,000</b>	<b>\$ -</b>	<b>\$ 160,000</b>	<b>\$ 5,600</b>	<b>3.6%</b>
100-4610-100	GENERAL GOVERNMENT CHARGES	\$ 29,545	\$ 18,000	\$ 16,102	\$ 20,000	\$ 20,000	\$ -	\$ 20,000	\$ 2,000	11.1%
100-4621-100	PUBLIC SAFETY CHARGES	\$ 19,816	\$ 4,000	\$ 4,105	\$ 24,800	\$ 24,800	\$ -	\$ 24,800	\$ 20,800	520.0%
100-4631-100	ENGINEERING CHARGES TO OTHERS	\$ 16,252	\$ 15,000	\$ 4,869	\$ 15,000	\$ 15,000	\$ -	\$ 15,000	\$ -	0.0%
100-4672-100	RECREATION FEES	\$ 102,510	\$ 135,000	\$ 87,745	\$ 125,000	\$ 125,000	\$ 40,000	\$ 165,000	\$ 30,000	22.2%
100-4672-200	PARK SHELTER RENTAL FEES	\$ 55,198	\$ 50,000	\$ 52,448	\$ 60,000	\$ 60,000	\$ -	\$ 60,000	\$ 10,000	20.0%
100-4672-300	SENIOR PROGRAM FEES	\$ 19,532	\$ 40,000	\$ 18,168	\$ 40,000	\$ 45,000	\$ 3,665	\$ 48,665	\$ 8,665	21.7%
100-4672-301	SENIOR ROOM FEES	\$ (251)	\$ -	\$ -	\$ -	\$ -	\$ -	\$ -	\$ -	100.0%
100-4690-000	OTHER PUBLIC CHGS FOR SERVICE	\$ 930	\$ 150	\$ 107	\$ 364	\$ 5,150	\$ -	\$ 5,150	\$ 5,000	3333.3%
	<b>Public Charges for Services Total</b>	<b>\$ 243,532</b>	<b>\$ 262,150</b>	<b>\$ 183,544</b>	<b>\$ 285,164</b>	<b>\$ 294,950</b>	<b>\$ 43,665</b>	<b>\$ 338,615</b>	<b>\$ 76,465</b>	<b>29.2%</b>
100-4730-102	DANECOM REIMBURSEMENT	\$ -	\$ 12,540	\$ 7,500	\$ 7,500	\$ 1,680	\$ -	\$ 1,680	\$ (10,860)	-86.6%
100-4740-100	ADMIN CHARGES TO UTILITIES	\$ 98,900	\$ 107,600	\$ 53,800	\$ 107,600	\$ 122,500	\$ -	\$ 122,500	\$ 14,900	13.8%
100-4740-207	ADMIN FEE-CABLE	\$ 21,100	\$ 21,900	\$ 10,950	\$ 21,900	\$ -	\$ -	\$ -	\$ (21,900)	-100.0%
100-4740-250	ADMINISTRATIVE CHGS TO LIBRARY	\$ 126,400	\$ 133,800	\$ 133,800	\$ 133,800	\$ 141,800	\$ -	\$ 141,800	\$ 8,000	6.0%
	<b>Intergov'l Charges for Service Total</b>	<b>\$ 246,400</b>	<b>\$ 275,840</b>	<b>\$ 206,050</b>	<b>\$ 270,800</b>	<b>\$ 265,980</b>	<b>\$ -</b>	<b>\$ 265,980</b>	<b>\$ (9,860)</b>	<b>-3.6%</b>
100-4810-100	INTEREST ON TEMP INVESTMENTS	\$ 85,238	\$ 100,000	\$ 51,118	\$ 100,000	\$ 101,000	\$ -	\$ 101,000	\$ 1,000	1.0%
100-4810-101	INTEREST ON INTERNAL ADVANCE	\$ 1,160	\$ -	\$ -	\$ -	\$ -	\$ -	\$ -	\$ -	100.0%
100-4810-102	ADJ INVEST TO MARKET	\$ (94,344)	\$ -	\$ -	\$ -	\$ -	\$ -	\$ -	\$ -	100.0%
100-4810-103	MCF Endowment Investment Earn	\$ 12,981	\$ -	\$ -	\$ -	\$ -	\$ -	\$ -	\$ -	100.0%
100-4810-200	INTEREST ON DELINQ S/A & ACCTS	\$ 1,130	\$ 400	\$ 371	\$ 500	\$ 400	\$ -	\$ 400	\$ -	0.0%
100-4810-300	OTHER INTEREST REVENUE	\$ -	\$ -	\$ 4	\$ 4	\$ -	\$ -	\$ -	\$ -	100.0%
100-4820-200	BUILDING RENTALS	\$ 19,774	\$ 19,000	\$ 21,691	\$ 27,416	\$ 15,000	\$ -	\$ 15,000	\$ (4,000)	-21.1%
100-4820-401	LEASE REVENUE-FIRE STATION #1	\$ -	\$ -	\$ -	\$ -	\$ 17,590	\$ -	\$ 17,590	\$ 17,590	100.0%
100-4830-200	SR SUBSCRIPTIONS & AD SALES	\$ 1,759	\$ 2,000	\$ 2,144	\$ 2,144	\$ 2,000	\$ -	\$ 2,000	\$ -	0.0%
100-4830-500	MAINT FACILITY REIMB UD#1	\$ 2,206	\$ 1,000	\$ 1,598	\$ 2,000	\$ 2,000	\$ -	\$ 2,000	\$ 1,000	100.0%
100-4830-600	SUD REIMBURSEMENT FOR HWY WORK	\$ 62,340	\$ 15,000	\$ -	\$ 30,000	\$ 30,000	\$ -	\$ 30,000	\$ 15,000	100.0%
	<b>Commercial Revenues Total</b>	<b>\$ 92,244</b>	<b>\$ 137,400</b>	<b>\$ 76,926</b>	<b>\$ 162,064</b>	<b>\$ 167,990</b>	<b>\$ -</b>	<b>\$ 167,990</b>	<b>\$ 30,590</b>	<b>22.3%</b>
100-4850-000	DONATIONS	\$ 7,398	\$ 21,430	\$ 372	\$ 12,900	\$ 500	\$ -	\$ 500	\$ (20,930)	-97.7%
100-4860-000	PCARD REBATE	\$ 19,350	\$ 20,000	\$ 14,054	\$ 20,000	\$ 20,000	\$ -	\$ 20,000	\$ -	0.0%
100-4890-000	MISCELLANEOUS INCOME	\$ 6,899	\$ 500	\$ 2,554	\$ 8,154	\$ 500	\$ -	\$ 500	\$ -	0.0%
100-4890-100	WORKER'S COMP REIMBURSEMENT	\$ 504	\$ -	\$ 2,843	\$ 2,843	\$ -	\$ -	\$ -	\$ -	100.0%
100-4890-300	WPRA TICKET COMMISSION	\$ 118	\$ -	\$ 93	\$ 100	\$ -	\$ -	\$ -	\$ -	100.0%
100-4890-550	ACCIDENT RECOVERIES	\$ 1,883	\$ 5,000	\$ 647	\$ 5,000	\$ 1,000	\$ -	\$ 1,000	\$ (4,000)	-80.0%
100-4890-600	SALE OF FIXED ASSETS	\$ 10,221	\$ -	\$ 49,740	\$ 49,740	\$ -	\$ -	\$ -	\$ -	100.0%
	<b>Miscellaneous Revenues Total</b>	<b>\$ 46,373</b>	<b>\$ 46,930</b>	<b>\$ 70,303</b>	<b>\$ 98,737</b>	<b>\$ 22,000</b>	<b>\$ -</b>	<b>\$ 22,000</b>	<b>\$ (24,930)</b>	<b>-53.1%</b>
100-4922-225	TRANSFER FROM CEDA	\$ 53,160	\$ 55,160	\$ 27,580	\$ 55,390	\$ 58,075	\$ -	\$ 58,075	\$ 2,915	5.3%
100-4922-229	TRANSFER FROM ARPA FUND	\$ 3,054	\$ -	\$ -	\$ -	\$ -	\$ -	\$ -	\$ -	100.0%
100-4922-300	TRANSFER BRUSH COLLECTION REIM	\$ 20,000	\$ 20,000	\$ 10,000	\$ 20,000	\$ 20,000	\$ -	\$ 20,000	\$ -	0.0%
100-4924-213	TRANS FROM RECY - RENT	\$ -	\$ -	\$ -	\$ -	\$ 2,513	\$ -	\$ 2,513	\$ 2,513	100.0%
100-4925-602	UTILITY DIST #1 - RENT	\$ -	\$ -	\$ -	\$ -	\$ 51,667	\$ -	\$ 51,667	\$ 51,667	100.0%
100-4925-604	RENT - SUD	\$ -	\$ -	\$ -	\$ -	\$ 2,513	\$ -	\$ 2,513	\$ 2,513	100.0%
100-4930-100	FUND BAL APPLIED	\$ -	\$ 648,416	\$ -	\$ 648,416	\$ 2,425,650	\$ (1,247,151)	\$ 1,178,499	\$ 530,083	81.8%
100-4999-000	AR Clearing Rev	\$ 241	\$ -	\$ -	\$ -	\$ -	\$ -	\$ -	\$ -	100.0%
	<b>Other Financing Sources Total</b>	<b>\$ 76,455</b>	<b>\$ 723,576</b>	<b>\$ 37,580</b>	<b>\$ 723,806</b>	<b>\$ 2,560,418</b>	<b>\$ (1,247,151)</b>	<b>\$ 1,313,267</b>	<b>\$ 589,691</b>	<b>81.5%</b>
	<b>Total Revenues &amp; Other Financing Sources</b>	<b>\$ 22,445,275</b>	<b>\$ 24,494,311</b>	<b>\$ 21,744,105</b>	<b>\$ 25,490,140</b>	<b>\$ 27,695,147</b>	<b>\$ (674,568)</b>	<b>\$ 27,020,559</b>	<b>\$ 2,526,248</b>	<b>10.3%</b>

City of Fitchburg  
General Fund #100  
2023 Operating Budget

Acct #	Account Name	2021 Actual	2022 Adopted Budget	06/2022 YTD Actual	2022 Estimate	2023 Budget Request	Revisions Thru Adoption	2023 Adopted Budget	Budget Change
100-5110-110	SALARIES & WAGES - MAYOR & CC	\$ 43,577	\$ 50,500	\$ 20,250	\$ 50,500	\$ 50,500	\$ -	\$ 50,500	\$ - 0.0%
100-5110-131	FICA	\$ 3,334	\$ 3,863	\$ 1,549	\$ 3,863	\$ 3,863	\$ -	\$ 3,863	\$ - 0.0%
100-5110-132	WRS	\$ -	\$ 650	\$ -	\$ -	\$ -	\$ -	\$ -	\$ (650) -100.0%
100-5110-161	LIFE INS	\$ -	\$ 8	\$ -	\$ -	\$ -	\$ -	\$ -	\$ (8) -100.0%
	<b>Personnel Costs Total</b>	\$ <b>46,911</b>	\$ <b>55,021</b>	\$ <b>21,799</b>	\$ <b>54,363</b>	\$ <b>54,363</b>	\$ -	\$ <b>54,363</b>	\$ <b>(658)</b> -1.2%
100-5110-310	OFFICE SUPPLIES & POSTAGE	\$ 106	\$ 200	\$ -	\$ 200	\$ 200	\$ -	\$ 200	\$ - 0.0%
100-5110-320	PUBLICATIONS, DUES & SUBSCRIPT	\$ 12,988	\$ 14,545	\$ 14,477	\$ 14,545	\$ 15,705	\$ -	\$ 15,705	\$ 1,160 8.0%
100-5110-325	TRAINING & TRAVEL	\$ -	\$ 1,500	\$ 200	\$ 1,500	\$ 1,500	\$ -	\$ 1,500	\$ - 0.0%
100-5110-330	VEHICLE USE REIMBURSEMENT	\$ -	\$ 110	\$ -	\$ -	\$ 105	\$ -	\$ 105	\$ (5) -4.5%
100-5110-340	OPERATING MATERIALS & SUPPLIES	\$ 855	\$ 1,050	\$ 43	\$ 1,050	\$ 1,050	\$ 1,000	\$ 2,050	\$ 1,000 95.2%
	<b>Operating Exp Total</b>	\$ <b>13,949</b>	\$ <b>17,405</b>	\$ <b>14,720</b>	\$ <b>17,095</b>	\$ <b>18,560</b>	\$ <b>1,000</b>	\$ <b>19,560</b>	\$ <b>2,155</b> 12.4%
100-5110-570	IT OPERATING ISF ALLOCATION	\$ 6,045	\$ 7,200	\$ 3,600	\$ 7,200	\$ 7,940	\$ 495	\$ 8,435	\$ 1,235 17.2%
100-5110-572	INSURANCE ISF ALLOCATION	\$ 525	\$ 570	\$ 285	\$ 570	\$ 545	\$ -	\$ 545	\$ (25) -4.4%
100-5110-573	IT CAPITAL ISF ALLOCATION	\$ 275	\$ 275	\$ 138	\$ 275	\$ 260	\$ -	\$ 260	\$ (15) -5.5%
	<b>Fixed Charges Total</b>	\$ <b>6,845</b>	\$ <b>8,045</b>	\$ <b>4,023</b>	\$ <b>8,045</b>	\$ <b>8,745</b>	\$ <b>495</b>	\$ <b>9,240</b>	\$ <b>1,195</b> 14.9%
	<b>Mayor &amp; Council Total</b>	\$ <b>67,705</b>	\$ <b>80,471</b>	\$ <b>40,542</b>	\$ <b>79,503</b>	\$ <b>81,668</b>	\$ <b>1,495</b>	\$ <b>83,163</b>	\$ <b>2,692</b> 3.3%
100-5115-110	SALARIES & WAGES-ADMIN	\$ 275,747	\$ 222,091	\$ 104,788	\$ 218,540	\$ 229,087	\$ 127,234	\$ 356,321	\$ 134,230 60.4%
100-5115-120	PT/LTE/SEASONAL	\$ -	\$ 9,400	\$ -	\$ 9,400	\$ 13,872	\$ (13,872)	\$ -	\$ (9,400) -100.0%
100-5115-131	FICA	\$ 20,675	\$ 17,785	\$ 7,784	\$ 17,513	\$ 18,666	\$ 8,672	\$ 27,338	\$ 9,553 53.7%
100-5115-132	WRS	\$ 12,022	\$ 14,500	\$ 6,865	\$ 14,269	\$ 15,648	\$ 8,652	\$ 24,300	\$ 9,800 67.6%
100-5115-135	LONGEVITY	\$ -	\$ 990	\$ 990	\$ 990	\$ 1,035	\$ -	\$ 1,035	\$ 45 4.5%
100-5115-160	HEALTH INS	\$ 13,152	\$ 19,953	\$ 10,808	\$ 19,953	\$ 20,962	\$ 20,962	\$ 41,924	\$ 21,971 110.1%
100-5115-161	LIFE INS	\$ 515	\$ 1,044	\$ 334	\$ 528	\$ 553	\$ 183	\$ 736	\$ (308) -29.5%
100-5115-162	DISABILITY INS	\$ -	\$ 800	\$ -	\$ -	\$ 800	\$ 400	\$ 1,200	\$ 400 50.0%
100-5115-163	DENTAL INS	\$ 2,119	\$ 2,663	\$ 1,374	\$ 2,536	\$ 2,663	\$ 1,332	\$ 3,995	\$ 1,332 50.0%
	<b>Personnel Costs Total</b>	\$ <b>324,230</b>	\$ <b>289,226</b>	\$ <b>132,943</b>	\$ <b>283,729</b>	\$ <b>303,286</b>	\$ <b>153,533</b>	\$ <b>456,849</b>	\$ <b>167,623</b> 58.0%
100-5115-245	COMPUTER RELATED REP & MAINT	\$ -	\$ 120	\$ 119	\$ 120	\$ 120	\$ -	\$ 120	\$ - 0.0%
	<b>Contractual Services Total</b>	\$ <b>-</b>	\$ <b>120</b>	\$ <b>119</b>	\$ <b>120</b>	\$ <b>120</b>	\$ <b>-</b>	\$ <b>120</b>	\$ <b>-</b> 0.0%
100-5115-310	OFFICE SUPPLIES & POSTAGE	\$ 460	\$ 200	\$ 648	\$ 700	\$ 200	\$ -	\$ 200	\$ - 0.0%
100-5115-320	PUBLICATIONS, DUES & SUBSCRIPT	\$ 237	\$ 1,500	\$ 233	\$ 1,500	\$ 1,500	\$ 500	\$ 2,000	\$ 500 33.3%
100-5115-325	TRAINING & TRAVEL	\$ 58	\$ 5,600	\$ 1,339	\$ 5,600	\$ 5,600	\$ 1,000	\$ 6,600	\$ 1,000 17.9%
100-5115-330	VEHICLE USE REIMBURSEMENT	\$ 162	\$ 1,160	\$ 306	\$ 1,160	\$ 1,090	\$ -	\$ 1,090	\$ (70) -6.0%
100-5115-340	OPERATING MATERIALS & SUPP	\$ 193	\$ 300	\$ -	\$ -	\$ 300	\$ -	\$ 300	\$ - 0.0%
100-5115-345	PUBLIC INFORMATION & EDUCATION	\$ 4,200	\$ 11,700	\$ 2,949	\$ 11,700	\$ 9,200	\$ -	\$ 9,200	\$ (2,500) -21.4%
100-5115-355	EQUIPMENT OPERATING EXPENSE	\$ -	\$ -	\$ -	\$ -	\$ -	\$ 50	\$ 50	\$ 50 100.0%
	<b>Operating Exp Total</b>	\$ <b>5,310</b>	\$ <b>20,460</b>	\$ <b>5,475</b>	\$ <b>20,660</b>	\$ <b>17,890</b>	\$ <b>1,550</b>	\$ <b>19,440</b>	\$ <b>(1,020)</b> -5.0%
100-5115-570	IT OPERATING ISF ALLOCATION	\$ 11,690	\$ 13,510	\$ 6,755	\$ 13,510	\$ 14,375	\$ 4,535	\$ 18,910	\$ 5,400 40.0%
100-5115-572	INSURANCE ISF ALLOCATION	\$ 2,080	\$ 2,320	\$ 1,160	\$ 2,320	\$ 2,270	\$ 192	\$ 2,462	\$ 142 6.1%
100-5115-573	IT CAPITAL ISF ALLOCATION	\$ 820	\$ 825	\$ 413	\$ 825	\$ 775	\$ -	\$ 775	\$ (50) -6.1%
	<b>Fixed Charges Total</b>	\$ <b>14,590</b>	\$ <b>16,655</b>	\$ <b>8,328</b>	\$ <b>16,655</b>	\$ <b>17,420</b>	\$ <b>4,727</b>	\$ <b>22,147</b>	\$ <b>5,492</b> 33.0%
	<b>Admin Total</b>	\$ <b>344,130</b>	\$ <b>326,461</b>	\$ <b>146,865</b>	\$ <b>321,164</b>	\$ <b>338,716</b>	\$ <b>159,840</b>	\$ <b>498,556</b>	\$ <b>172,095</b> 52.7%
100-5120-110	SALARIES & WAGES - MUN COURT	\$ 117,585	\$ 120,531	\$ 49,874	\$ 106,226	\$ 122,880	\$ -	\$ 122,880	\$ 2,349 1.9%
100-5120-120	PT/LTE/SEASONAL WAGES	\$ 369	\$ 4,860	\$ 295	\$ 4,860	\$ 5,731	\$ -	\$ 5,731	\$ 871 17.9%
100-5120-131	FICA	\$ 8,726	\$ 9,647	\$ 3,636	\$ 8,553	\$ 9,897	\$ -	\$ 9,897	\$ 250 2.6%
100-5120-132	WRS	\$ 4,919	\$ 4,915	\$ 2,396	\$ 4,915	\$ 5,402	\$ -	\$ 5,402	\$ 487 9.9%
100-5120-135	LONGEVITY BENEFIT	\$ 675	\$ 720	\$ 720	\$ 720	\$ 765	\$ -	\$ 765	\$ 45 6.3%
100-5120-160	HEALTH INS	\$ 19,411	\$ 19,953	\$ 10,808	\$ 19,953	\$ 20,962	\$ -	\$ 20,962	\$ 1,009 5.1%
100-5120-161	LIFE INS	\$ 102	\$ 109	\$ 68	\$ 109	\$ 114	\$ -	\$ 114	\$ 5 4.6%
100-5120-162	DISABILITY INS	\$ -	\$ 400	\$ -	\$ -	\$ 400	\$ -	\$ 400	\$ - 0.0%
100-5120-163	DENTAL INS	\$ 1,268	\$ 1,331	\$ 687	\$ 1,268	\$ 1,331	\$ -	\$ 1,331	\$ - 0.0%
	<b>Personnel Costs Total</b>	\$ <b>153,055</b>	\$ <b>162,466</b>	\$ <b>68,484</b>	\$ <b>146,604</b>	\$ <b>167,482</b>	\$ -	\$ <b>167,482</b>	\$ <b>5,016</b> 3.1%
100-5120-245	COMPUTER RELATED REP & MAINT	\$ 400	\$ 400	\$ -	\$ 400	\$ 400	\$ -	\$ 400	\$ - 0.0%
100-5120-290	OTHER CONTRACTUAL SERVICES	\$ 705	\$ 2,000	\$ 458	\$ 2,000	\$ 2,000	\$ -	\$ 2,000	\$ - 0.0%
	<b>Contractual Services Total</b>	\$ <b>705</b>	\$ <b>2,400</b>	\$ <b>458</b>	\$ <b>2,400</b>	\$ <b>2,400</b>	\$ <b>-</b>	\$ <b>2,400</b>	\$ <b>-</b> 0.0%
100-5120-310	OFFICE SUPPLIES & POSTAGE	\$ 1,422	\$ 3,400	\$ 567	\$ 3,400	\$ 3,400	\$ -	\$ 3,400	\$ - 0.0%
100-5120-320	PUBLICATIONS, DUES & SUBSCRIPT	\$ 165	\$ 270	\$ 145	\$ 270	\$ 270	\$ -	\$ 270	\$ - 0.0%
100-5120-325	TRAINING & TRAVEL	\$ 2,094	\$ 2,285	\$ 864	\$ 2,385	\$ 2,285	\$ -	\$ 2,285	\$ - 0.0%
100-5120-330	VEHICLE USE REIMBURSEMENT	\$ 171	\$ 265	\$ -	\$ 265	\$ 285	\$ -	\$ 285	\$ 20 7.5%
100-5120-340	OPERATING MATERIALS & SUPPLIES	\$ 1,600	\$ 3,625	\$ 758	\$ 3,635	\$ 3,625	\$ -	\$ 3,625	\$ - 0.0%
100-5120-390	OTHER - DOT SUSPENSION FEES	\$ 1,041	\$ 2,000	\$ -	\$ 2,000	\$ 2,000	\$ -	\$ 2,000	\$ - 0.0%
	<b>Operating Exp Total</b>	\$ <b>6,493</b>	\$ <b>11,845</b>	\$ <b>2,334</b>	\$ <b>11,955</b>	\$ <b>11,865</b>	\$ <b>-</b>	\$ <b>11,865</b>	\$ <b>20</b> 0.2%
100-5120-570	IT OPERATING ISF ALLOCATION	\$ 10,875	\$ 12,900	\$ 6,450	\$ 12,900	\$ 13,765	\$ 1,485	\$ 15,250	\$ 2,350 18.2%
100-5120-572	INSURANCE ISF ALLOCATION	\$ 1,205	\$ 1,365	\$ 683	\$ 1,365	\$ 1,315	\$ -	\$ 1,315	\$ (50) -3.7%
100-5120-573	IT CAPITAL ISF ALLOCATION	\$ 820	\$ 825	\$ 413	\$ 825	\$ 775	\$ -	\$ 775	\$ (50) -6.1%
	<b>Fixed Charges Total</b>	\$ <b>12,900</b>	\$ <b>15,090</b>	\$ <b>7,546</b>	\$ <b>15,090</b>	\$ <b>15,855</b>	\$ <b>1,485</b>	\$ <b>17,340</b>	\$ <b>2,250</b> 14.9%
	<b>Municipal Court Total</b>	\$ <b>173,153</b>	\$ <b>191,801</b>	\$ <b>78,822</b>	\$ <b>176,049</b>	\$ <b>197,602</b>	\$ <b>1,485</b>	\$ <b>199,087</b>	\$ <b>7,286</b> 3.8%
100-5130-110	SALARIES & WAGES - LEGAL DEPT	\$ 117,571	\$ 126,277	\$ 58,588	\$ 125,050	\$ 135,949	\$ -	\$ 135,949	\$ 9,672 7.7%
100-5130-131	FICA	\$ 8,790	\$ 9,660	\$ 4,414	\$ 9,566	\$ 10,400	\$ -	\$ 10,400	\$ 740 7.7%
100-5130-132	WRS	\$ 9,176	\$ 8,208	\$ 3,803	\$ 8,128	\$ 9,245	\$ -	\$ 9,245	\$ 1,037 12.6%
100-5130-160	HEALTH INS	\$ 19,026	\$ 19,953	\$ 10,556	\$ 19,953	\$ 20,962	\$ -	\$ 20,962	\$ 1,009 5.1%
100-5130-161	LIFE INS	\$ 102	\$ 106	\$ 60	\$ 105	\$ 131	\$ -	\$ 131	\$ 25 23.6%
100-5130-162	DISABILITY INS	\$ -	\$ 400	\$ -	\$ -	\$ 400	\$ -	\$ 400	\$ - 0.0%
100-5130-163	DENTAL INS	\$ 1,243	\$ 1,331	\$ 671	\$ 1,268	\$ 1,331	\$ -	\$ 1,331	\$ - 0.0%
	<b>Personnel Costs Total</b>	\$ <b>155,908</b>	\$ <b>165,935</b>	\$ <b>78,092</b>	\$ <b>164,070</b>	\$ <b>178,418</b>	\$ <b>-</b>	\$ <b>178,418</b>	\$ <b>12,483</b> 7.5%
100-5130-203	OUTSIDE LEGAL COUNSEL	\$ 36,480	\$ 40,000	\$ 6,030	\$ 40,000	\$ 50,000	\$ -	\$ 50,000	\$ 10,000 25.0%
	<b>Contractual Services Total</b>	\$ <b>36,480</b>	\$ <b>40,000</b>	\$ <b>6,030</b>	\$ <b>40,000</b>	\$ <b>50,000</b>	\$ <b>-</b>	\$ <b>50,000</b>	\$ <b>10,000</b> 25.0%
100-5130-320	PUBLICATIONS, DUES & SUBSCRIPT	\$ 667	\$ 1,550	\$ 739	\$ 1,550	\$ 1,550	\$ -	\$ 1,550	\$ - 0.0%
100-5130-325	TRAINING & TRAVEL	\$ -	\$ 2,000	\$ 375	\$ 2,000	\$ 2,000	\$ -	\$ 2,000	\$ - 0.0%
100-5130-330	VEHICLE USE REIMBURSEMENT	\$ -	\$ 465	\$ 93	\$ 465	\$ 505	\$ -	\$ 505	\$ 40 8.6%
100-5130-340	OPERATING MATERIALS & SUPPLIES	\$ 21	\$ 600	\$ 150	\$ 600	\$ 600	\$ -	\$ 600	\$ - 0.0%
	<b>Operating Exp Total</b>	\$ <b>688</b>	\$ <b>4,615</b>	\$ <b>1,357</b>	\$ <b>4,615</b>	\$ <b>4,655</b>	\$ <b>-</b>	\$ <b>4,655</b>	\$ <b>40</b> 0.9%
100-5130-570	IT OPERATING ISF ALLOCATION	\$ 3,810	\$ 4,445	\$ 2,223	\$ 4,445	\$ 5,640	\$ 495	\$ 6,135	\$ 1,690 38.0%
100-5130-572	INSURANCE ISF ALLOCATION	\$ 1,265	\$ 1,490	\$ 745	\$ 1,490	\$ 1,470	\$ -	\$ 1,470	\$ (20) -1.3%
100-5130-573	IT CAPITAL ISF ALLOCATION	\$ 275	\$ 275	\$ 138	\$ 275	\$ 260	\$ -	\$ 260	\$ (15) -5.5%
	<b>Fixed Charges Total</b>	\$ <b>5,350</b>	\$ <b>6,210</b>	\$ <b>3,106</b>	\$ <b>6,210</b>	\$ <b>7,370</b>	\$ <b>495</b>	\$ <b>7,865</b>	\$ <b>1,655</b> 26.7%
	<b>Legal Total</b>	\$ <b>198,426</b>	\$ <b>216,760</b>	\$ <b>88,585</b>	\$ <b>214,895</b>	\$ <b>240,443</b>	\$ <b>-</b>	\$ <b>240,938</b>	\$ <b>24,178</b> 11.2%

City of Fitchburg  
General Fund #100  
2023 Operating Budget

Acct #	Account Name	2021	2022	06/2022	2022	2023	Revisions	2023	Budget	
		Actual	Adopted Budget	YTD Actual	Estimate	Budget Request	Thru Adoption	Adopted Budget	Change	%
100-5142-110	SALARIES & WAGES - CLERKS OFFC	\$ 215,029	\$ 227,226	\$ 109,505	\$ 230,401	\$ 258,929	\$ -	\$ 258,929	\$ 31,703	14.0%
100-5142-115	OVERTIME WAGES	\$ 478	\$ 4,994	\$ -	\$ 5,112	\$ 4,211	\$ 546	\$ 4,757	\$ (237)	-4.7%
100-5142-120	PT/LTE/SEASONAL WAGES	\$ 10,681	\$ 44,272	\$ 5,853	\$ 42,480	\$ 26,601	\$ 15,087	\$ 41,688	\$ (2,584)	-5.8%
100-5142-131	FICA	\$ 15,904	\$ 18,053	\$ 7,974	\$ 18,305	\$ 20,408	\$ 42	\$ 20,450	\$ 2,397	13.3%
100-5142-132	WRS	\$ 14,573	\$ 15,132	\$ 7,145	\$ 15,346	\$ 17,936	\$ 37	\$ 17,973	\$ 2,841	18.8%
100-5142-135	LONGEVITY BENEFIT	\$ 540	\$ 585	\$ 585	\$ 585	\$ 630	\$ -	\$ 630	\$ 45	7.7%
100-5142-160	HEALTH INS	\$ 71,536	\$ 79,812	\$ 37,649	\$ 67,990	\$ 71,409	\$ -	\$ 71,409	\$ (8,403)	-10.5%
100-5142-161	LIFE INS	\$ 590	\$ 691	\$ 360	\$ 698	\$ 780	\$ 1	\$ 781	\$ 90	13.0%
100-5142-162	DISABILITY INS	\$ -	\$ 1,319	\$ -	\$ -	\$ 1,411	\$ 3	\$ 1,414	\$ 95	7.2%
100-5142-163	DENTAL INS	\$ 4,860	\$ 5,325	\$ 2,799	\$ 5,072	\$ 5,325	\$ -	\$ 5,325	\$ -	0.0%
	<b>Personnel Costs Total</b>	<b>\$ 334,191</b>	<b>\$ 397,409</b>	<b>\$ 171,870</b>	<b>\$ 385,989</b>	<b>\$ 407,640</b>	<b>\$ 15,716</b>	<b>\$ 423,356</b>	<b>\$ 25,947</b>	<b>6.5%</b>
100-5142-210	PROFESSIONAL SERVICES	\$ 6,225	\$ 10,275	\$ 2,456	\$ 9,000	\$ 10,275	\$ -	\$ 10,275	\$ -	0.0%
100-5142-230	POLLING PLACE RENTAL	\$ -	\$ 800	\$ -	\$ 800	\$ -	\$ -	\$ -	\$ (800)	-100.0%
100-5142-245	COMPUTER RELATED REP & MAINT	\$ 1,277	\$ 1,280	\$ 624	\$ 1,280	\$ 1,905	\$ -	\$ 1,905	\$ 625	48.8%
100-5142-250	PUBLIC NOTICES & ADVERTISEMENT	\$ 11,399	\$ 19,500	\$ 6,040	\$ 13,500	\$ 19,500	\$ -	\$ 19,500	\$ -	0.0%
100-5142-290	OTHER CONTRACTUAL	\$ 928	\$ 360	\$ 498	\$ 800	\$ 1,080	\$ -	\$ 1,080	\$ 720	200.0%
	<b>Contractual Services Total</b>	<b>\$ 19,829</b>	<b>\$ 32,215</b>	<b>\$ 9,618</b>	<b>\$ 25,380</b>	<b>\$ 32,760</b>	<b>\$ -</b>	<b>\$ 32,760</b>	<b>\$ 545</b>	<b>1.7%</b>
100-5142-310	OFFICE SUPPLIES & POSTAGE	\$ 1,958	\$ 3,000	\$ 1,811	\$ 2,000	\$ 3,620	\$ -	\$ 3,620	\$ 620	20.7%
100-5142-320	PUBLICATIONS, DUES & SUBSCRIPT	\$ 410	\$ 620	\$ 355	\$ 450	\$ 620	\$ -	\$ 620	\$ -	0.0%
100-5142-325	TRAINING & TRAVEL	\$ 2,294	\$ 4,380	\$ 884	\$ 1,000	\$ 5,380	\$ -	\$ 5,380	\$ 1,000	22.8%
100-5142-330	VEHICLE USE REIMBURSEMENT	\$ -	\$ 985	\$ 30	\$ 300	\$ 985	\$ -	\$ 985	\$ -	0.0%
100-5142-340	OPERATING MATERIALS & SUPPLIES	\$ 212	\$ 70	\$ 58	\$ 70	\$ 70	\$ -	\$ 70	\$ -	0.0%
100-5142-355	EQUIPMENT OPERATING EXPENSE	\$ 10,426	\$ 10,865	\$ 5,211	\$ 10,400	\$ 250	\$ -	\$ 250	\$ (10,615)	-97.7%
100-5142-390	ELECTION COSTS	\$ 12,339	\$ 48,185	\$ 27,114	\$ 48,000	\$ 32,855	\$ -	\$ 32,855	\$ (15,330)	-31.8%
	<b>Operating Exp Total</b>	<b>\$ 27,639</b>	<b>\$ 68,105</b>	<b>\$ 35,463</b>	<b>\$ 62,220</b>	<b>\$ 43,780</b>	<b>\$ -</b>	<b>\$ 43,780</b>	<b>\$ (24,325)</b>	<b>-35.7%</b>
100-5142-505	LEASE/RENTAL COSTS	\$ -	\$ -	\$ -	\$ -	\$ 11,265	\$ -	\$ 11,265	\$ 11,265	100.0%
100-5142-570	IT OPERATING ISF ALLOCATION	\$ 14,525	\$ 17,275	\$ 8,637	\$ 17,275	\$ 18,425	\$ 1,975	\$ 20,400	\$ 3,125	18.1%
100-5142-572	INSURANCE ISF ALLOCATION	\$ 3,084	\$ 3,282	\$ 1,641	\$ 3,282	\$ 3,475	\$ 27	\$ 3,502	\$ 220	6.7%
100-5142-573	IT CAPITAL ISF ALLOCATION	\$ 1,090	\$ 1,100	\$ 550	\$ 1,100	\$ 1,035	\$ -	\$ 1,035	\$ (65)	-5.9%
	<b>Fixed Charges Total</b>	<b>\$ 18,699</b>	<b>\$ 21,657</b>	<b>\$ 10,828</b>	<b>\$ 21,657</b>	<b>\$ 34,200</b>	<b>\$ 2,002</b>	<b>\$ 36,202</b>	<b>\$ 14,545</b>	<b>67.2%</b>
	<b>City Clerk Total</b>	<b>\$ 400,358</b>	<b>\$ 519,386</b>	<b>\$ 227,779</b>	<b>\$ 495,246</b>	<b>\$ 518,380</b>	<b>\$ 17,718</b>	<b>\$ 536,098</b>	<b>\$ 16,712</b>	<b>3.2%</b>
100-5143-110	SALARIES & WAGES-HR	\$ 140,601	\$ 185,252	\$ 76,769	\$ 178,134	\$ 208,820	\$ -	\$ 208,820	\$ 23,568	12.7%
100-5143-131	FICA	\$ 10,190	\$ 14,193	\$ 5,382	\$ 13,652	\$ 16,002	\$ -	\$ 16,002	\$ 1,809	12.7%
100-5143-132	WRS	\$ 9,510	\$ 12,060	\$ 5,004	\$ 11,600	\$ 14,224	\$ -	\$ 14,224	\$ 2,164	17.9%
100-5143-135	LONGEVITY	\$ 288	\$ 277	\$ 324	\$ 324	\$ 360	\$ -	\$ 360	\$ 83	30.0%
100-5143-160	HEALTH INS	\$ 37,179	\$ 56,724	\$ 23,334	\$ 56,724	\$ 59,366	\$ -	\$ 59,366	\$ 2,642	4.7%
100-5143-161	LIFE INS	\$ 355	\$ 378	\$ 200	\$ 345	\$ 390	\$ -	\$ 390	\$ 12	3.2%
100-5143-162	DISABILITY INS	\$ -	\$ 943	\$ -	\$ -	\$ 1,019	\$ -	\$ 1,019	\$ 76	8.1%
100-5143-163	DENTAL INS	\$ 2,282	\$ 3,728	\$ 1,453	\$ 3,550	\$ 3,728	\$ -	\$ 3,728	\$ -	0.0%
	<b>Personnel Costs Total</b>	<b>\$ 200,405</b>	<b>\$ 273,555</b>	<b>\$ 112,466</b>	<b>\$ 264,329</b>	<b>\$ 303,909</b>	<b>\$ -</b>	<b>\$ 303,909</b>	<b>\$ 30,354</b>	<b>11.1%</b>
100-5143-210	PROFESSIONAL SERVICES	\$ -	\$ 14,050	\$ 6,800	\$ 14,050	\$ 1,625	\$ -	\$ 1,625	\$ (12,425)	-88.4%
100-5143-245	COMPUTER RELATED REP & MAINT	\$ 11,873	\$ 13,060	\$ 13,060	\$ 13,060	\$ 14,370	\$ -	\$ 14,370	\$ 1,310	10.0%
100-5143-250	RECRUITMENT & TEST - GEN	\$ 5,380	\$ 4,380	\$ 1,948	\$ 3,500	\$ 3,920	\$ 1,355	\$ 5,275	\$ 895	20.4%
100-5143-251	RECRUITMENT & TEST - PD	\$ 15,123	\$ 16,710	\$ 9,862	\$ 14,500	\$ 13,800	\$ 1,680	\$ 15,480	\$ (1,230)	-7.4%
100-5143-252	RECRUITMENT & TEST - FD	\$ 284	\$ 9,890	\$ 772	\$ 2,000	\$ 8,440	\$ 1,750	\$ 10,190	\$ 300	3.0%
100-5143-253	RECRUITMENT & TEST - HIGHWAY	\$ 1,629	\$ 2,260	\$ 781	\$ 1,800	\$ 1,815	\$ -	\$ 1,815	\$ (445)	-19.7%
100-5143-290	OTHER CONTRACTUAL SERVICES	\$ 7,105	\$ 7,690	\$ 3,549	\$ 7,690	\$ 8,000	\$ -	\$ 8,000	\$ 310	4.0%
	<b>Contractual Services Total</b>	<b>\$ 41,394</b>	<b>\$ 68,040</b>	<b>\$ 36,772</b>	<b>\$ 56,600</b>	<b>\$ 51,970</b>	<b>\$ 4,785</b>	<b>\$ 56,755</b>	<b>\$ (11,285)</b>	<b>-16.6%</b>
100-5143-310	OFFICE SUPPLIES & POSTAGE	\$ 561	\$ 500	\$ 173	\$ 400	\$ 500	\$ -	\$ 500	\$ -	0.0%
100-5143-320	PUBLICATIONS, DUES & SUBSCRIPT	\$ 529	\$ 520	\$ 334	\$ 520	\$ 550	\$ -	\$ 550	\$ 30	5.8%
100-5143-325	TRAINING & TRAVEL	\$ 2,267	\$ 3,300	\$ 736	\$ 3,300	\$ 3,300	\$ -	\$ 3,300	\$ -	0.0%
100-5143-330	VEHICLE USE REIMBURSEMENT	\$ -	\$ 205	\$ -	\$ 100	\$ 220	\$ -	\$ 220	\$ 15	7.3%
100-5143-340	OPERATING MATERIALS & SUPP	\$ 763	\$ 1,000	\$ 199	\$ 800	\$ 1,000	\$ -	\$ 1,000	\$ -	0.0%
100-5143-355	EQUIPMENT OPERATING EXPENSE	\$ 360	\$ 2,050	\$ 65	\$ 2,000	\$ 2,000	\$ -	\$ 2,000	\$ (50)	-2.4%
	<b>Operating Exp Total</b>	<b>\$ 4,480</b>	<b>\$ 7,575</b>	<b>\$ 1,507</b>	<b>\$ 7,120</b>	<b>\$ 7,570</b>	<b>\$ -</b>	<b>\$ 7,570</b>	<b>\$ (5)</b>	<b>-0.1%</b>
100-5143-570	IT OPERATING ISF ALLOCATION	\$ 7,585	\$ 12,595	\$ 6,297	\$ 12,595	\$ 13,985	\$ 1,485	\$ 15,470	\$ 2,875	22.8%
100-5143-572	INSURANCE ISF ALLOCATION	\$ 1,525	\$ 1,931	\$ 966	\$ 1,931	\$ 2,445	\$ -	\$ 2,445	\$ 514	26.6%
100-5143-573	IT CAPITAL ISF ALLOCATION	\$ 545	\$ 550	\$ 275	\$ 550	\$ 775	\$ -	\$ 775	\$ 225	40.9%
	<b>Fixed Charges Total</b>	<b>\$ 9,655</b>	<b>\$ 15,076</b>	<b>\$ 7,538</b>	<b>\$ 15,076</b>	<b>\$ 17,205</b>	<b>\$ 1,485</b>	<b>\$ 18,690</b>	<b>\$ 3,614</b>	<b>24.0%</b>
	<b>HR Total</b>	<b>\$ 255,934</b>	<b>\$ 364,246</b>	<b>\$ 158,283</b>	<b>\$ 343,125</b>	<b>\$ 380,654</b>	<b>\$ 6,270</b>	<b>\$ 386,924</b>	<b>\$ 22,678</b>	<b>6.2%</b>
100-5144-110	SALARIES & WAGES-SUSTAIN/HNI	\$ 31,555	\$ 32,603	\$ 14,742	\$ 32,603	\$ 34,198	\$ -	\$ 34,198	\$ 1,595	4.9%
100-5144-115	OVERTIME	\$ 128	\$ -	\$ 55	\$ -	\$ -	\$ -	\$ -	\$ -	100.0%
100-5144-120	PT/LTE/SEASONAL	\$ 10,418	\$ 13,230	\$ 5,593	\$ 13,230	\$ 17,694	\$ -	\$ 17,694	\$ 4,464	33.7%
100-5144-131	FICA	\$ 3,186	\$ 3,506	\$ 1,539	\$ 3,506	\$ 3,970	\$ -	\$ 3,970	\$ 464	13.2%
100-5144-132	WRS	\$ 2,139	\$ 2,119	\$ 958	\$ 2,119	\$ 2,325	\$ -	\$ 2,325	\$ 206	9.7%
100-5144-140	PER DIEMS - COMMISSIONS & BDS	\$ -	\$ 2,090	\$ -	\$ -	\$ 2,090	\$ -	\$ 2,090	\$ -	0.0%
100-5144-160	HEALTH INS	\$ 3,976	\$ 4,082	\$ 2,211	\$ 4,082	\$ 4,279	\$ -	\$ 4,279	\$ 197	4.8%
100-5144-161	LIFE INS	\$ 31	\$ 27	\$ 17	\$ 27	\$ 29	\$ -	\$ 29	\$ 2	7.4%
100-5144-162	DISABILITY INS	\$ -	\$ 201	\$ -	\$ -	\$ 201	\$ -	\$ 201	\$ -	0.0%
100-5144-163	DENTAL INS	\$ 230	\$ 242	\$ 125	\$ 230	\$ 242	\$ -	\$ 242	\$ -	0.0%
	<b>Personnel Costs Total</b>	<b>\$ 51,663</b>	<b>\$ 58,100</b>	<b>\$ 25,240</b>	<b>\$ 55,797</b>	<b>\$ 65,028</b>	<b>\$ -</b>	<b>\$ 65,028</b>	<b>\$ 6,928</b>	<b>11.9%</b>
100-5144-210	PROFESSIONAL SERVICES	\$ 7,900	\$ 77,890	\$ 15,846	\$ 77,890	\$ 102,890	\$ (100,000)	\$ 2,890	\$ (75,000)	-96.3%
	<b>Contractual Services Total</b>	<b>\$ 7,900</b>	<b>\$ 77,890</b>	<b>\$ 15,846</b>	<b>\$ 77,890</b>	<b>\$ 102,890</b>	<b>\$ (100,000)</b>	<b>\$ 2,890</b>	<b>\$ (75,000)</b>	<b>-96.3%</b>
100-5144-320	PUBLICATIONS, DUES & SUBSCRIPT	\$ 425	\$ 395	\$ 275	\$ 350	\$ 395	\$ -	\$ 395	\$ -	0.0%
100-5144-325	TRAINING & TRAVEL	\$ 165	\$ 640	\$ 140	\$ 500	\$ 640	\$ -	\$ 640	\$ -	0.0%
100-5144-340	OPERATING MATERIALS & SUPP	\$ 618	\$ 5,470	\$ -	\$ 3,500	\$ 2,055	\$ -	\$ 2,055	\$ (3,415)	-62.4%
100-5144-345	PUBLIC INFORMATION & EDUCATION	\$ -	\$ 150	\$ -	\$ 100	\$ 150	\$ -	\$ 150	\$ -	0.0%
100-5144-389	HNI GRANTS TO OTHERS	\$ 106,072	\$ 63,000	\$ -	\$ 98,000	\$ 110,000	\$ (47,000)	\$ 63,000	\$ -	0.0%
	<b>Operating Exp Total</b>	<b>\$ 107,280</b>	<b>\$ 69,655</b>	<b>\$ 415</b>	<b>\$ 102,450</b>	<b>\$ 113,240</b>	<b>\$ (47,000)</b>	<b>\$ 66,240</b>	<b>\$ (3,415)</b>	<b>-4.9%</b>
100-5144-570	IT OPERATING ISF ALLOCATION	\$ 2,520	\$ 2,925	\$ 1,463	\$ 2,925	\$ 3,185	\$ 250	\$ 3,435	\$ 510	17.4%
100-5144-572	INSURANCE ISF ALLOCATION	\$ 2,080	\$ 2,385	\$ 1,193	\$ 2,385	\$ 2,600	\$ -	\$ 2,600	\$ 215	9.0%
100-5144-573	IT CAPITAL ISF ALLOCATION	\$ 85	\$ 85	\$ 42	\$ 85	\$ 80	\$ -	\$ 80	\$ (5)	-5.9%
	<b>Fixed Charges Total</b>	<b>\$ 4,685</b>	<b>\$ 5,395</b>	<b>\$ 2,698</b>	<b>\$ 5,395</b>	<b>\$ 5,865</b>	<b>\$ 250</b>	<b>\$ 6,115</b>	<b>\$ 720</b>	<b>20.6%</b>
	<b>Sustainability Total</b>	<b>\$ 171,528</b>	<b>\$ 211,040</b>	<b>\$ 44,199</b>	<b>\$ 241,532</b>	<b>\$ 287,023</b>	<b>\$ (146,750)</b>	<b>\$ 140,273</b>	<b>\$ (70,767)</b>	<b>-33.5%</b>

City of Fitchburg  
General Fund #100  
2023 Operating Budget

Acct #	Account Name	2021	2022	06/2022	2022	2023	Revisions	2023	Budget	
		Actual	Adopted Budget	YTD Actual	Estimate	Budget Request	Thru Adoption	Adopted Budget	Budget Change	
100-5152-110	SALARIES & WAGES - FINANCE	\$ 217,093	\$ 235,449	\$ 110,191	\$ 236,491	\$ 260,651	\$ 71,448	\$ 332,099	\$ 96,650	41.0%
100-5152-115	OVERTIME WAGES	\$ 8,133	\$ 508	\$ 114	\$ 584	\$ 708	\$ -	\$ 708	\$ 200	39.4%
100-5152-120	PT/LTE/SEASONAL WAGES	\$ 1,514	\$ 2,750	\$ 303	\$ 2,750	\$ 3,060	\$ -	\$ 3,060	\$ 310	11.3%
100-5152-131	FICA	\$ 16,758	\$ 18,367	\$ 8,111	\$ 18,453	\$ 20,299	\$ 5,466	\$ 25,765	\$ 7,398	40.3%
100-5152-132	WRS	\$ 14,972	\$ 15,427	\$ 7,214	\$ 15,500	\$ 17,835	\$ 4,858	\$ 22,693	\$ 7,266	47.1%
100-5152-135	LONGEVITY BENEFIT	\$ 3,049	\$ 1,388	\$ 866	\$ 1,388	\$ 923	\$ -	\$ 923	\$ (465)	-33.5%
100-5152-160	HEALTH INS	\$ 49,211	\$ 56,866	\$ 30,614	\$ 56,866	\$ 59,741	\$ 20,962	\$ 80,703	\$ 23,837	41.9%
100-5152-161	LIFE INS	\$ 378	\$ 378	\$ 235	\$ 381	\$ 637	\$ 103	\$ 740	\$ 362	95.8%
100-5152-162	DISABILITY INS	\$ -	\$ 979	\$ -	\$ -	\$ 1,027	\$ 400	\$ 1,427	\$ 448	45.8%
100-5152-163	DENTAL INS	\$ 3,299	\$ 3,794	\$ 1,945	\$ 3,614	\$ 3,794	\$ 1,332	\$ 5,126	\$ 1,332	35.1%
	<b>Personnel Costs Total</b>	<b>\$ 314,407</b>	<b>\$ 335,906</b>	<b>\$ 159,593</b>	<b>\$ 336,027</b>	<b>\$ 368,675</b>	<b>\$ 104,569</b>	<b>\$ 473,244</b>	<b>\$ 137,338</b>	<b>40.9%</b>
100-5152-212	AUDIT & FINANCIAL CONSULTING	\$ 34,114	\$ 46,290	\$ 31,256	\$ 46,290	\$ 46,630	\$ -	\$ 46,630	\$ 340	0.7%
100-5152-245	COMPUTER RELATED - REP & MAINT	\$ 50,691	\$ 56,425	\$ 27,613	\$ 56,425	\$ 272,800	\$ 1,240	\$ 274,040	\$ 217,615	385.7%
100-5152-290	OTHER CONTRACTUAL	\$ 934	\$ 1,150	\$ -	\$ 1,150	\$ 1,150	\$ -	\$ 1,150	\$ -	0.0%
	<b>Contractual Services Total</b>	<b>\$ 85,739</b>	<b>\$ 103,865</b>	<b>\$ 58,869</b>	<b>\$ 103,865</b>	<b>\$ 320,580</b>	<b>\$ 1,240</b>	<b>\$ 321,820</b>	<b>\$ 217,955</b>	<b>209.8%</b>
100-5152-310	OFFICE SUPPLIES & POSTAGE	\$ 5,044	\$ 6,200	\$ 1,110	\$ 6,200	\$ 6,200	\$ -	\$ 6,200	\$ -	0.0%
100-5152-320	PUBLICATIONS, DUES & SUBSCRIPT	\$ 709	\$ 875	\$ 995	\$ 1,045	\$ 1,155	\$ 200	\$ 1,355	\$ 480	54.9%
100-5152-325	TRAINING & TRAVEL	\$ 850	\$ 6,600	\$ 995	\$ 6,350	\$ 7,000	\$ 1,000	\$ 8,000	\$ 1,400	21.2%
100-5152-330	VEHICLE USE REIMBURSEMENT	\$ -	\$ 700	\$ 145	\$ 500	\$ 800	\$ -	\$ 800	\$ 100	14.3%
100-5152-340	OPERATING MATERIALS & SUPPLIES	\$ 1,480	\$ 2,510	\$ 527	\$ 2,510	\$ 2,510	\$ -	\$ 2,510	\$ -	0.0%
100-5152-355	EQUIPMENT OPERATING EXPENSE	\$ -	\$ -	\$ -	\$ -	\$ -	\$ 50	\$ 50	\$ 50	100.0%
	<b>Operating Exp Total</b>	<b>\$ 8,083</b>	<b>\$ 16,885</b>	<b>\$ 3,772</b>	<b>\$ 16,605</b>	<b>\$ 17,665</b>	<b>\$ 1,250</b>	<b>\$ 18,915</b>	<b>\$ 2,030</b>	<b>12.0%</b>
100-5152-570	IT OPERATING ISF ALLOCATION	\$ 10,835	\$ 13,070	\$ 6,535	\$ 13,070	\$ 13,840	\$ 4,480	\$ 18,320	\$ 5,250	40.2%
100-5152-572	INSURANCE ISF ALLOCATION	\$ 2,870	\$ 3,205	\$ 1,602	\$ 3,205	\$ 3,170	\$ 121	\$ 3,291	\$ 86	2.7%
100-5152-573	IT CAPITAL ISF ALLOCATION	\$ 775	\$ 785	\$ 393	\$ 785	\$ 735	\$ -	\$ 735	\$ (50)	-6.4%
	<b>Fixed Charges Total</b>	<b>\$ 14,480</b>	<b>\$ 17,060</b>	<b>\$ 8,530</b>	<b>\$ 17,060</b>	<b>\$ 17,745</b>	<b>\$ 4,601</b>	<b>\$ 22,346</b>	<b>\$ 5,286</b>	<b>31.0%</b>
	<b>Finance Total</b>	<b>\$ 422,709</b>	<b>\$ 473,716</b>	<b>\$ 230,764</b>	<b>\$ 473,557</b>	<b>\$ 724,665</b>	<b>\$ 111,660</b>	<b>\$ 836,325</b>	<b>\$ 362,609</b>	<b>76.5%</b>
100-5153-110	SALARIES & WAGES-ASSESSORS OFC	\$ 232,051	\$ 344,437	\$ 143,258	\$ 310,618	\$ 370,454	\$ -	\$ 370,454	\$ 26,017	7.6%
100-5153-115	OVERTIME WAGES	\$ 362	\$ 3,273	\$ 854	\$ 2,528	\$ 3,273	\$ -	\$ 3,273	\$ -	0.0%
100-5153-120	PT/LTE/SEASONAL	\$ 2,780	\$ -	\$ -	\$ -	\$ -	\$ -	\$ -	\$ -	100.0%
100-5153-131	FICA	\$ 17,749	\$ 26,600	\$ 10,790	\$ 23,956	\$ 28,590	\$ -	\$ 28,590	\$ 1,990	7.5%
100-5153-132	WRS	\$ 15,493	\$ 22,601	\$ 9,353	\$ 20,354	\$ 25,413	\$ -	\$ 25,413	\$ 2,812	12.4%
100-5153-140	PER DIEMS - BOR	\$ 200	\$ 405	\$ -	\$ 405	\$ 405	\$ -	\$ 405	\$ -	0.0%
100-5153-160	HEALTH INS	\$ 49,309	\$ 76,120	\$ 29,715	\$ 56,167	\$ 58,971	\$ -	\$ 58,971	\$ (17,149)	-22.5%
100-5153-161	LIFE INS	\$ 972	\$ 1,104	\$ 493	\$ 732	\$ 958	\$ -	\$ 958	\$ (146)	-13.2%
100-5153-162	DISABILITY INS	\$ -	\$ 1,834	\$ -	\$ -	\$ 1,902	\$ -	\$ 1,902	\$ 68	3.7%
100-5153-163	DENTAL INS	\$ 3,146	\$ 4,959	\$ 1,831	\$ 3,454	\$ 3,627	\$ -	\$ 3,627	\$ (1,332)	-26.9%
	<b>Personnel Costs Total</b>	<b>\$ 322,062</b>	<b>\$ 481,333</b>	<b>\$ 196,294</b>	<b>\$ 418,214</b>	<b>\$ 493,593</b>	<b>\$ -</b>	<b>\$ 493,593</b>	<b>\$ 12,260</b>	<b>2.5%</b>
100-5153-210	PROFESSIONAL SERVICES	\$ 7,249	\$ -	\$ -	\$ -	\$ -	\$ -	\$ -	\$ -	100.0%
100-5153-245	COMPUTER RELATED - REP & MAINT	\$ 9,233	\$ 17,800	\$ 7,225	\$ 16,000	\$ 11,800	\$ -	\$ 11,800	\$ (6,000)	-33.7%
100-5153-290	OTHER CONTRACTUAL	\$ 23,325	\$ 33,350	\$ -	\$ 33,350	\$ 33,350	\$ -	\$ 33,350	\$ -	0.0%
	<b>Contractual Services Total</b>	<b>\$ 39,807</b>	<b>\$ 51,150</b>	<b>\$ 7,225</b>	<b>\$ 49,350</b>	<b>\$ 45,150</b>	<b>\$ -</b>	<b>\$ 45,150</b>	<b>\$ (6,000)</b>	<b>-11.7%</b>
100-5153-310	OFFICE SUPPLIES & POSTAGE	\$ 4,810	\$ 7,560	\$ 466	\$ 7,560	\$ 8,565	\$ -	\$ 8,565	\$ 1,005	13.3%
100-5153-320	PUBLICATIONS, DUES & SUBSCRIPT	\$ 5,656	\$ 6,005	\$ 5,654	\$ 6,005	\$ 6,290	\$ -	\$ 6,290	\$ 285	4.7%
100-5153-323	UNIFORMS & PROTECTIVE GEAR	\$ -	\$ 160	\$ -	\$ 160	\$ 240	\$ -	\$ 240	\$ 80	50.0%
100-5153-325	TRAINING & TRAVEL	\$ 7,020	\$ 3,520	\$ 20	\$ 3,520	\$ 3,600	\$ -	\$ 3,600	\$ 80	2.3%
100-5153-330	VEHICLE USE REIMBURSEMENT	\$ 1,047	\$ 1,160	\$ 613	\$ 3,435	\$ 1,260	\$ -	\$ 1,260	\$ 100	8.6%
100-5153-335	VEHICLE EXPENSE (G&O, REPAIRS)	\$ -	\$ 835	\$ -	\$ -	\$ 200	\$ -	\$ 200	\$ (635)	-76.0%
100-5153-340	OPERATING MATERIALS & SUPPLIES	\$ 93	\$ 300	\$ 18	\$ 300	\$ 300	\$ -	\$ 300	\$ -	0.0%
100-5153-355	EQUIPMENT OPERATING EXPENSE	\$ -	\$ 50	\$ -	\$ -	\$ 50	\$ -	\$ 50	\$ -	0.0%
100-5153-397	GASOLINE/DIESEL FUEL	\$ -	\$ -	\$ -	\$ -	\$ 855	\$ -	\$ 855	\$ 855	100.0%
	<b>Operating Exp Total</b>	<b>\$ 18,626</b>	<b>\$ 19,590</b>	<b>\$ 6,771</b>	<b>\$ 20,980</b>	<b>\$ 21,360</b>	<b>\$ -</b>	<b>\$ 21,360</b>	<b>\$ 1,770</b>	<b>9.0%</b>
100-5153-570	IT OPERATING ISF ALLOCATION	\$ 15,150	\$ 25,805	\$ 15,923	\$ 28,725	\$ 29,890	\$ 2,965	\$ 32,855	\$ 7,250	28.3%
100-5153-572	INSURANCE ISF ALLOCATION	\$ 9,959	\$ 10,325	\$ 5,163	\$ 10,325	\$ 10,330	\$ -	\$ 10,330	\$ 5	0.0%
100-5153-573	IT CAPITAL ISF ALLOCATION	\$ 1,090	\$ 1,100	\$ 550	\$ 1,100	\$ 1,550	\$ -	\$ 1,550	\$ 450	40.9%
	<b>Fixed Charges Total</b>	<b>\$ 26,199</b>	<b>\$ 37,030</b>	<b>\$ 21,636</b>	<b>\$ 40,150</b>	<b>\$ 41,770</b>	<b>\$ 2,965</b>	<b>\$ 44,735</b>	<b>\$ 7,705</b>	<b>20.8%</b>
	<b>Assessing Total</b>	<b>\$ 406,694</b>	<b>\$ 589,103</b>	<b>\$ 231,926</b>	<b>\$ 528,694</b>	<b>\$ 601,873</b>	<b>\$ 2,965</b>	<b>\$ 604,838</b>	<b>\$ 15,735</b>	<b>2.7%</b>
100-5162-240	REPAIRS & MAINT - BY OTHERS	\$ 4,675	\$ 13,050	\$ 849	\$ 12,000	\$ 11,300	\$ -	\$ 11,300	\$ (1,750)	-13.4%
	<b>Contractual Services Total</b>	<b>\$ 4,675</b>	<b>\$ 13,050</b>	<b>\$ 849</b>	<b>\$ 12,000</b>	<b>\$ 11,300</b>	<b>\$ -</b>	<b>\$ 11,300</b>	<b>\$ (1,750)</b>	<b>-13.4%</b>
100-5162-350	REPAIR & MAINT SUPPLIES	\$ 77	\$ 2,500	\$ 1,327	\$ 2,000	\$ 2,500	\$ -	\$ 2,500	\$ -	0.0%
100-5162-360	BLDG CUSTODIAL SUPPLIES	\$ -	\$ 2,000	\$ -	\$ 2,000	\$ 2,000	\$ -	\$ 2,000	\$ -	0.0%
100-5162-365	UTILITIES	\$ 19,511	\$ 27,300	\$ 11,105	\$ 27,300	\$ 28,000	\$ -	\$ 28,000	\$ 700	2.6%
	<b>Operating Exp Total</b>	<b>\$ 19,588</b>	<b>\$ 31,800</b>	<b>\$ 12,432</b>	<b>\$ 31,300</b>	<b>\$ 32,500</b>	<b>\$ -</b>	<b>\$ 32,500</b>	<b>\$ 700</b>	<b>2.2%</b>
	<b>Safety Building Total</b>	<b>\$ 24,263</b>	<b>\$ 44,850</b>	<b>\$ 13,281</b>	<b>\$ 43,300</b>	<b>\$ 43,800</b>	<b>\$ -</b>	<b>\$ 43,800</b>	<b>\$ (1,050)</b>	<b>-2.3%</b>
100-5164-240	REPAIRS & MAINTENANCE BY OTHER	\$ 10,392	\$ 25,340	\$ 9,526	\$ 25,000	\$ 25,950	\$ -	\$ 25,950	\$ 610	2.4%
100-5164-290	OTHER CONTRACTUAL	\$ 27	\$ -	\$ -	\$ -	\$ -	\$ -	\$ -	\$ -	100.0%
	<b>Contractual Services Total</b>	<b>\$ 10,419</b>	<b>\$ 25,340</b>	<b>\$ 9,526</b>	<b>\$ 25,000</b>	<b>\$ 25,950</b>	<b>\$ -</b>	<b>\$ 25,950</b>	<b>\$ 610</b>	<b>2.4%</b>
100-5164-350	REPAIR & MAINTENANCE SUPPLIES	\$ 2,421	\$ 7,000	\$ 562	\$ 7,000	\$ 5,500	\$ -	\$ 5,500	\$ (1,500)	-21.4%
100-5164-355	EQUIPMENT EXPENSE	\$ -	\$ -	\$ 44	\$ 44	\$ -	\$ -	\$ -	\$ -	100.0%
100-5164-360	BLDG CUSTODIAL SUPPLIES	\$ 431	\$ 3,500	\$ 378	\$ 3,500	\$ 1,000	\$ -	\$ 1,000	\$ (2,500)	-71.4%
100-5164-365	UTILITIES	\$ 27,129	\$ 27,720	\$ 20,005	\$ 29,000	\$ 30,900	\$ -	\$ 30,900	\$ 3,180	11.5%
	<b>Operating Exp Total</b>	<b>\$ 29,981</b>	<b>\$ 38,220</b>	<b>\$ 20,989</b>	<b>\$ 39,544</b>	<b>\$ 37,400</b>	<b>\$ -</b>	<b>\$ 37,400</b>	<b>\$ (820)</b>	<b>-2.1%</b>
	<b>Maintenance Building Total</b>	<b>\$ 40,400</b>	<b>\$ 63,560</b>	<b>\$ 30,515</b>	<b>\$ 64,544</b>	<b>\$ 63,350</b>	<b>\$ -</b>	<b>\$ 63,350</b>	<b>\$ (210)</b>	<b>-0.3%</b>
100-5165-110	SALARIES & WAGES-NEW CITY HALL	\$ 164,362	\$ 174,747	\$ 82,035	\$ 175,272	\$ 191,961	\$ -	\$ 191,961	\$ 17,214	9.9%
100-5165-115	OVERTIME	\$ 813	\$ 5,642	\$ 817	\$ 5,642	\$ 6,041	\$ -	\$ 6,041	\$ 399	7.1%
100-5165-131	FICA	\$ 12,368	\$ 13,910	\$ 6,334	\$ 13,950	\$ 15,264	\$ -	\$ 15,264	\$ 1,354	9.7%
100-5165-132	WRS	\$ 10,115	\$ 10,630	\$ 4,883	\$ 10,630	\$ 11,959	\$ -	\$ 11,959	\$ 1,329	12.5%
100-5165-135	LONGEVITY	\$ 1,350	\$ 1,440	\$ 1,440	\$ 1,440	\$ 1,530	\$ -	\$ 1,530	\$ 90	6.3%
100-5165-160	HEALTH INS	\$ 31,292	\$ 32,149	\$ 17,414	\$ 32,149	\$ 33,747	\$ -	\$ 33,747	\$ 1,598	5.0%
100-5165-161	LIFE INS	\$ 670	\$ 684	\$ 387	\$ 684	\$ 771	\$ -	\$ 771	\$ 87	12.7%
100-5165-162	DISABILITY INS	\$ -	\$ 866	\$ -	\$ -	\$ 908	\$ -	\$ 908	\$ 42	4.8%
100-5165-163	DENTAL INS	\$ 1,956	\$ 2,054	\$ 1,060	\$ 1,957	\$ 2,054	\$ -	\$ 2,054	\$ -	0.0%
	<b>Personnel Costs Total</b>	<b>\$ 222,926</b>	<b>\$ 242,122</b>	<b>\$ 114,370</b>	<b>\$ 241,724</b>	<b>\$ 264,235</b>	<b>\$ -</b>	<b>\$ 264,235</b>	<b>\$ 22,113</b>	<b>9.1%</b>
100-5165-240	REPAIR & MAINT - BY OTHERS	\$ 30,155	\$ 38,600	\$ 7,745	\$ 30,000	\$ 37,900	\$ -	\$ 37,900	\$ (700)	-1.8%
100-5165-290	OTHER CONTRACTUAL SERVICES	\$ 294	\$ 375	\$ 158	\$ 375	\$ 375	\$ -	\$ 375	\$ -	0.0%
	<b>Contractual Services Total</b>	<b>\$ 30,449</b>	<b>\$ 38,975</b>	<b>\$ 7,903</b>	<b>\$ 30,375</b>	<b>\$ 38,275</b>	<b>\$ -</b>	<b>\$ 38,275</b>	<b>\$ (700)</b>	<b>-1.8%</b>
100-51										

City of Fitchburg  
 General Fund #100  
 2023 Operating Budget

Acct #	Account Name	2021 Actual	2022 Adopted Budget	06/2022 YTD Actual	2022 Estimate	2023 Budget Request	Revisions Thru Adoption	2023 Adopted Budget	Budget Change	
100-5167-240	REPAIRS & MAINT - BY OTHERS	\$ 5,822	\$ 19,300	\$ 1,959	\$ 15,000	\$ 17,500	\$ -	\$ 17,500	\$ (1,800)	-9.3%
	<b>Contractual Services Total</b>	<b>\$ 5,822</b>	<b>\$ 19,300</b>	<b>\$ 1,959</b>	<b>\$ 15,000</b>	<b>\$ 17,500</b>	<b>\$ -</b>	<b>\$ 17,500</b>	<b>\$ (1,800)</b>	<b>-9.3%</b>
100-5167-350	REPAIR & MAINT SUPPLIES	\$ -	\$ 3,500	\$ 956	\$ 2,000	\$ 4,000	\$ -	\$ 4,000	\$ 500	14.3%
100-5167-355	EQUIPMENT EXPENSE	\$ -	\$ 1,500	\$ -	\$ 1,500	\$ 1,500	\$ -	\$ 1,500	\$ -	0.0%
100-5167-360	BLDG CUSTODIAL SUPPLIES	\$ 3,034	\$ 4,400	\$ 1,018	\$ 4,000	\$ 4,000	\$ -	\$ 4,000	\$ (400)	-9.1%
100-5167-365	UTILITIES	\$ 22,108	\$ 26,800	\$ 11,549	\$ 26,800	\$ 27,500	\$ -	\$ 27,500	\$ 700	2.6%
	<b>Operating Exp Total</b>	<b>\$ 25,142</b>	<b>\$ 36,200</b>	<b>\$ 13,523</b>	<b>\$ 34,300</b>	<b>\$ 37,000</b>	<b>\$ -</b>	<b>\$ 37,000</b>	<b>\$ 800</b>	<b>2.2%</b>
	<b>Fire Station #2 Marketplace Total</b>	<b>\$ 30,964</b>	<b>\$ 55,500</b>	<b>\$ 15,482</b>	<b>\$ 49,300</b>	<b>\$ 54,500</b>	<b>\$ -</b>	<b>\$ 54,500</b>	<b>\$ (1,000)</b>	<b>-1.8%</b>
100-5168-240	REPAIRS & MAINT - BY OTHERS	\$ 4,979	\$ 19,550	\$ 960	\$ 10,000	\$ 16,300	\$ -	\$ 16,300	\$ (3,250)	-16.6%
	<b>Contractual Services Total</b>	<b>\$ 4,979</b>	<b>\$ 19,550</b>	<b>\$ 960</b>	<b>\$ 10,000</b>	<b>\$ 16,300</b>	<b>\$ -</b>	<b>\$ 16,300</b>	<b>\$ (3,250)</b>	<b>-16.6%</b>
100-5168-350	REPAIR & MAINT SUPPLIES	\$ 93	\$ 2,500	\$ (114)	\$ 2,500	\$ 2,500	\$ -	\$ 2,500	\$ -	0.0%
100-5168-355	EQUIPMENT EXPENSE	\$ -	\$ 2,000	\$ -	\$ 2,000	\$ 1,000	\$ -	\$ 1,000	\$ (1,000)	-50.0%
100-5168-360	BLDG CUSTODIAL SUPPLIES	\$ 2,828	\$ 4,000	\$ 985	\$ 3,000	\$ 4,000	\$ -	\$ 4,000	\$ -	0.0%
100-5168-365	UTILITIES	\$ 32,853	\$ 28,400	\$ 16,858	\$ 28,400	\$ 35,000	\$ -	\$ 35,000	\$ 6,600	23.2%
	<b>Operating Exp Total</b>	<b>\$ 35,774</b>	<b>\$ 36,900</b>	<b>\$ 17,729</b>	<b>\$ 35,900</b>	<b>\$ 42,500</b>	<b>\$ -</b>	<b>\$ 42,500</b>	<b>\$ 5,600</b>	<b>15.2%</b>
	<b>Fire Station #3 Uptown Total</b>	<b>\$ 40,753</b>	<b>\$ 56,450</b>	<b>\$ 18,689</b>	<b>\$ 45,900</b>	<b>\$ 58,800</b>	<b>\$ -</b>	<b>\$ 58,800</b>	<b>\$ 2,350</b>	<b>4.2%</b>
100-5190-131	FICA	\$ 10,892	\$ 7,650	\$ 4,112	\$ 7,650	\$ 7,650	\$ -	\$ 7,650	\$ -	0.0%
100-5190-132	WRS	\$ 241	\$ -	\$ 10	\$ -	\$ -	\$ -	\$ -	\$ -	100.0%
100-5190-189	EMPLOYEE RETIREMENT RESERVE	\$ 131,227	\$ 100,000	\$ 54,302	\$ 100,000	\$ 100,000	\$ -	\$ 100,000	\$ -	0.0%
	<b>Personnel Costs Total</b>	<b>\$ 142,360</b>	<b>\$ 107,650</b>	<b>\$ 58,424</b>	<b>\$ 107,650</b>	<b>\$ 107,650</b>	<b>\$ -</b>	<b>\$ 107,650</b>	<b>\$ -</b>	<b>0.0%</b>
100-5190-255	DEBT COLLECTION EXPENSE	\$ 644	\$ 4,000	\$ 14	\$ 2,000	\$ 2,000	\$ -	\$ 2,000	\$ (2,000)	-50.0%
	<b>Contractual Services Total</b>	<b>\$ 644</b>	<b>\$ 4,000</b>	<b>\$ 14</b>	<b>\$ 2,000</b>	<b>\$ 2,000</b>	<b>\$ -</b>	<b>\$ 2,000</b>	<b>\$ (2,000)</b>	<b>-50.0%</b>
100-5190-310	OFFICE SUPPLIES - INTERDEPT	\$ 5,091	\$ 12,000	\$ 3,062	\$ 12,000	\$ 12,000	\$ -	\$ 12,000	\$ -	0.0%
100-5190-311	POSTAGE CLEARING - INTERDEPT	\$ (2,727)	\$ -	\$ 1,553	\$ -	\$ -	\$ -	\$ -	\$ -	100.0%
100-5190-325	TRAINING & TRAVEL	\$ 130	\$ -	\$ -	\$ -	\$ -	\$ -	\$ -	\$ -	100.0%
100-5190-380	EMPLOYEE RECOG & MEMORIALS	\$ 2,487	\$ 4,250	\$ 120	\$ 3,000	\$ 4,250	\$ -	\$ 4,250	\$ -	0.0%
100-5190-381	SAFETY & HEALTH PROGRAMS	\$ 323	\$ 100	\$ -	\$ 100	\$ 100	\$ -	\$ 100	\$ -	0.0%
	<b>Operating Exp Total</b>	<b>\$ 5,304</b>	<b>\$ 16,350</b>	<b>\$ 4,735</b>	<b>\$ 15,100</b>	<b>\$ 16,350</b>	<b>\$ -</b>	<b>\$ 16,350</b>	<b>\$ -</b>	<b>0.0%</b>
100-5190-730	REFUND OF TAXES	\$ 120	\$ -	\$ -	\$ -	\$ -	\$ -	\$ -	\$ -	100.0%
100-5190-735	SPECIAL ASSESSMENTS-CITY	\$ 29	\$ -	\$ -	\$ -	\$ -	\$ -	\$ -	\$ -	100.0%
	<b>Refund of Taxes Total</b>	<b>\$ 149</b>	<b>\$ -</b>	<b>\$ -</b>	<b>\$ -</b>	<b>\$ -</b>	<b>\$ -</b>	<b>\$ -</b>	<b>\$ -</b>	<b>100.0%</b>
100-5190-900	CONTINGENCY - UNDESIGNATED	\$ -	\$ 12,500	\$ -	\$ 12,500	\$ 12,500	\$ -	\$ 12,500	\$ -	0.0%
100-5190-991	BAD DEBT EXPENSE	\$ (1,043)	\$ 3,000	\$ -	\$ 3,000	\$ 3,000	\$ -	\$ 3,000	\$ -	0.0%
	<b>Miscellaneous Costs Total</b>	<b>\$ (1,043)</b>	<b>\$ 15,500</b>	<b>\$ -</b>	<b>\$ 15,500</b>	<b>\$ 15,500</b>	<b>\$ -</b>	<b>\$ 15,500</b>	<b>\$ -</b>	<b>0.0%</b>
	<b>Interdepartmental Other Total</b>	<b>\$ 147,414</b>	<b>\$ 143,500</b>	<b>\$ 63,173</b>	<b>\$ 140,250</b>	<b>\$ 141,500</b>	<b>\$ -</b>	<b>\$ 141,500</b>	<b>\$ (2,000)</b>	<b>-1.4%</b>
100-5210-110	SALARIES & WAGES - POLICE	\$ 4,773,294	\$ 5,184,453	\$ 2,432,180	\$ 5,065,171	\$ 5,401,107	\$ 92,151	\$ 5,493,258	\$ 308,805	6.0%
100-5210-115	OVERTIME	\$ 385,602	\$ 229,852	\$ 147,462	\$ 225,861	\$ 231,348	\$ -	\$ 231,348	\$ 1,496	0.7%
100-5210-120	PT/LTE/SEASONAL WAGES	\$ 54,291	\$ 7,462	\$ 25,313	\$ 47,662	\$ 72,286	\$ -	\$ 72,286	\$ 64,824	868.7%
100-5210-125	SHIFT DIFFERENTIAL	\$ 23,550	\$ 21,024	\$ 5,547	\$ 6,500	\$ -	\$ -	\$ -	\$ (21,024)	-100.0%
100-5210-131	FICA	\$ 396,312	\$ 420,570	\$ 198,101	\$ 416,186	\$ 443,761	\$ 7,351	\$ 451,112	\$ 30,542	7.3%
100-5210-132	WRS	\$ 598,441	\$ 622,648	\$ 297,388	\$ 613,416	\$ 713,212	\$ 12,680	\$ 725,892	\$ 103,244	16.6%
100-5210-135	LONGEVITY	\$ 27,465	\$ 24,360	\$ 27,381	\$ 25,913	\$ 24,060	\$ -	\$ 24,060	\$ (300)	-1.2%
100-5210-160	HEALTH INS	\$ 966,162	\$ 1,081,552	\$ 535,168	\$ 1,049,123	\$ 1,098,664	\$ 20,962	\$ 1,119,626	\$ 38,074	3.5%
100-5210-161	LIFE INS	\$ 7,011	\$ 7,572	\$ 4,095	\$ 6,190	\$ 6,985	\$ 133	\$ 7,118	\$ (454)	-6.0%
100-5210-162	DISABILITY INS	\$ -	\$ 24,908	\$ -	\$ -	\$ 25,272	\$ 400	\$ 25,672	\$ 764	3.1%
100-5210-163	DENTAL INS	\$ 63,994	\$ 72,652	\$ 35,203	\$ 67,224	\$ 69,736	\$ 1,332	\$ 71,068	\$ (1,584)	-2.2%
100-5210-164	TAXABLE CLOTHING ALLOWANCE	\$ -	\$ -	\$ 15,375	\$ 39,150	\$ 40,500	\$ 1,450	\$ 41,950	\$ 41,950	100.0%
100-5210-190	HOLIDAY PREMIUM	\$ 34,664	\$ 30,492	\$ 17,696	\$ 30,088	\$ 31,498	\$ 3,937	\$ 35,435	\$ 4,943	16.2%
	<b>Personnel Costs Total</b>	<b>\$ 7,330,786</b>	<b>\$ 7,727,545</b>	<b>\$ 3,740,909</b>	<b>\$ 7,592,484</b>	<b>\$ 8,158,429</b>	<b>\$ 140,396</b>	<b>\$ 8,298,825</b>	<b>\$ 571,280</b>	<b>7.4%</b>
100-5210-210	PROFESSIONAL SERVICES	\$ 12,616	\$ 32,500	\$ 15,737	\$ 32,500	\$ 32,500	\$ -	\$ 32,500	\$ -	0.0%
100-5210-240	REPAIRS & MAINT - BY OTHERS	\$ 7,579	\$ 14,500	\$ 5,724	\$ 14,500	\$ 11,000	\$ -	\$ 11,000	\$ (3,500)	-24.1%
100-5210-245	COMPUTER RELATED - REP & MAINT	\$ 9,822	\$ 12,145	\$ 12,134	\$ 12,145	\$ 17,915	\$ -	\$ 17,915	\$ 5,770	47.5%
100-5210-260	POLICE VEHICLE LEASE PROGRAM	\$ 104,812	\$ 28,400	\$ 26,516	\$ 26,516	\$ -	\$ -	\$ -	\$ (28,400)	-100.0%
100-5210-290	OTHER CONTRACTUAL/CROSS GUARDS	\$ -	\$ 5,500	\$ -	\$ 5,500	\$ 5,500	\$ -	\$ 5,500	\$ -	0.0%
	<b>Contractual Services Total</b>	<b>\$ 134,829</b>	<b>\$ 93,045</b>	<b>\$ 60,111</b>	<b>\$ 91,161</b>	<b>\$ 66,915</b>	<b>\$ -</b>	<b>\$ 66,915</b>	<b>\$ (26,130)</b>	<b>-28.1%</b>
100-5210-310	OFFICE SUPPLIES & POSTAGE	\$ 12,536	\$ 13,000	\$ 8,195	\$ 13,000	\$ 13,000	\$ -	\$ 13,000	\$ -	0.0%
100-5210-320	PUBLICATIONS, DUES & SUBSCRIPT	\$ 1,174	\$ 1,700	\$ 835	\$ 1,700	\$ 1,700	\$ -	\$ 1,700	\$ -	0.0%
100-5210-323	UNIFORMS & PROTECTIVE GEAR	\$ 27,430	\$ 36,700	\$ 12,435	\$ 36,700	\$ 900	\$ 1,100	\$ 2,000	\$ (34,700)	-94.6%
100-5210-324	PROTECTIVE GEAR	\$ 19,974	\$ 29,900	\$ 4,714	\$ 29,900	\$ 25,500	\$ -	\$ 25,500	\$ (4,400)	-14.7%
100-5210-325	TRAINING & TRAVEL	\$ 23,643	\$ 53,100	\$ 44,761	\$ 53,100	\$ 57,500	\$ 1,000	\$ 58,500	\$ 5,400	10.2%
100-5210-326	TUITION REIMBURSEMENT	\$ 1,682	\$ 4,205	\$ -	\$ 4,205	\$ 5,825	\$ -	\$ 5,825	\$ 1,620	38.5%
100-5210-327	YMCA MEMBERSHIP	\$ 6,289	\$ 7,645	\$ 3,548	\$ 7,645	\$ 9,060	\$ -	\$ 9,060	\$ 1,415	18.5%
100-5210-330	VEHICLE USE REIMBURSEMENT	\$ -	\$ 57	\$ -	\$ -	\$ -	\$ -	\$ -	\$ (57)	-100.0%
100-5210-335	VEHICLE EXPENSE (G&O, REPAIRS)	\$ 167,997	\$ 175,540	\$ 78,222	\$ 210,540	\$ 44,860	\$ -	\$ 44,860	\$ (130,680)	-74.4%
100-5210-340	OPERATING MATERIALS & SUPPLIES	\$ 23,736	\$ 43,100	\$ 5,066	\$ 43,100	\$ 40,600	\$ -	\$ 40,600	\$ (2,500)	-5.8%
100-5210-345	PUBLIC INFORMATION & EDUCATION	\$ 2,795	\$ 11,000	\$ 626	\$ 11,000	\$ 12,500	\$ -	\$ 12,500	\$ 1,500	13.6%
100-5210-350	REPAIR & MAINT SUPPLIES	\$ 243	\$ 1,000	\$ 42	\$ 1,000	\$ 1,000	\$ -	\$ 1,000	\$ -	0.0%
100-5210-355	EQUIPMENT EXPENSE	\$ 60,313	\$ 30,462	\$ 53,765	\$ 78,750	\$ 20,500	\$ 100	\$ 20,600	\$ (9,862)	-32.4%
100-5210-360	BUILDING REPAIRS & MAINTENANCE	\$ 18	\$ -	\$ -	\$ -	\$ -	\$ -	\$ -	\$ -	100.0%
100-5210-363	COMMUNICATIONS EXPENSE	\$ 1,031	\$ 2,000	\$ 2,628	\$ 2,700	\$ 2,000	\$ -	\$ 2,000	\$ -	0.0%
100-5210-384	INVESTIGATIVE SUPPLIES	\$ 19,206	\$ 25,000	\$ 9,612	\$ 25,000	\$ 24,850	\$ -	\$ 24,850	\$ (150)	-0.6%
100-5210-392	K-9 UNIT	\$ -	\$ 1,800	\$ -	\$ -	\$ 1,800	\$ -	\$ 1,800	\$ -	0.0%
100-5210-395	EQUIPMENT REPLACEMENT RESERVE	\$ -	\$ 20,650	\$ -	\$ -	\$ 17,680	\$ -	\$ 17,680	\$ (2,970)	-14.4%
100-5210-397	GASOLINE/DIESEL FUEL	\$ -	\$ -	\$ 138	\$ 200	\$ 147,000	\$ -	\$ 147,000	\$ 147,000	100.0%
	<b>Operating Exp Total</b>	<b>\$ 368,067</b>	<b>\$ 456,859</b>	<b>\$ 224,587</b>	<b>\$ 518,540</b>	<b>\$ 426,275</b>	<b>\$ 2,200</b>	<b>\$ 428,475</b>	<b>\$ (28,384)</b>	<b>-6.2%</b>
100-5210-505	LEASE/RENTAL COSTS	\$ -	\$ -	\$ -	\$ -	\$ 1,900	\$ -	\$ 1,900	\$ 1,900	100.0%
100-5210-570	IT OPERATING ISF ALLOCATION	\$ 260,670	\$ 313,365	\$ 156,683	\$ 313,365	\$ 348,390	\$ 35,370	\$ 383,760	\$ 70,395	22.5%
100-5210-571	MPIS ALLOCATION	\$ 155,338	\$ 172,855	\$ 172,854	\$ 172,855	\$ 179,825	\$ -	\$ 179,825	\$ 6,970	4.0%
100-5210-572	INSURANCE ISF ALLOCATION	\$ 166,365	\$ 175,454	\$ 87,727	\$ 175,454	\$ 168,060	\$ 2,460	\$ 170,520	\$ (4,934)	-2.8%
100-5210-573	IT CAPITAL ISF ALLOCATION	\$ 31,850	\$ 31,980	\$ 15,990	\$ 31,980	\$ 31,575	\$ -	\$ 31,575	\$ (405)	-1.3%
	<b>Fixed Charges Total</b>	<b>\$ 614,223</b>	<b>\$ 693,654</b>	<b>\$ 433,254</b>	<b>\$ 693,654</b>	<b>\$ 729,750</b>	<b>\$ 37,830</b>	<b>\$ 767,580</b>	<b>\$ 73,926</b>	<b>10.7%</b>
	<b>Police Total</b>	<b>\$ 8,447,905</b>	<b>\$ 8,971,103</b>	<b>\$ 4,458,861</b>	<b>\$ 8,895,839</b>	<b>\$ 9,381,369</b>	<b>\$ 180,426</b>	<b>\$ 9,561,795</b>	<b>\$ 590,692</b>	<b>6.6%</b>

City of Fitchburg  
 General Fund #100  
 2023 Operating Budget

Acct #	Account Name	2022		06/2022	2023		Revisions Thru Adoption	2023		Budget Change
		2021 Actual	Adopted Budget		YTD Actual	Estimate		Budget Request	Adopted Budget	
100-5220-110	SALARIES & WAGES - FIRE DEPT	\$ 1,159,231	\$ 1,279,562	\$ 544,755	\$ 1,211,647	\$ 1,353,429	\$ 89,752	\$ 1,443,181	\$ 163,619	12.8%
100-5220-115	OVERTIME	\$ 96,520	\$ 116,891	\$ 70,205	\$ 107,918	\$ 117,901	\$ -	\$ 117,901	\$ 1,010	0.9%
100-5220-120	PT/LTE/SEASONAL WAGES	\$ 30,879	\$ 23,400	\$ 14,458	\$ 23,400	\$ 23,400	\$ -	\$ 23,400	\$ -	0.0%
100-5220-131	FICA	\$ 137,105	\$ 159,546	\$ 64,209	\$ 144,563	\$ 158,393	\$ 6,919	\$ 165,312	\$ 5,766	3.6%
100-5220-132	WRS	\$ 183,599	\$ 240,375	\$ 92,634	\$ 217,058	\$ 261,083	\$ 11,955	\$ 273,038	\$ 32,663	13.6%
100-5220-135	LONGEVITY	\$ 7,920	\$ 7,740	\$ 7,335	\$ 8,550	\$ 6,795	\$ -	\$ 6,795	\$ (945)	-12.2%
100-5220-150	POC SERVICES	\$ 531,447	\$ 652,790	\$ 229,399	\$ 533,156	\$ 556,778	\$ -	\$ 556,778	\$ (96,012)	-14.7%
100-5220-160	HEALTH INS	\$ 280,815	\$ 301,400	\$ 165,570	\$ 324,372	\$ 350,637	\$ 20,962	\$ 371,599	\$ 70,199	23.3%
100-5220-161	LIFE INS	\$ 2,068	\$ 2,736	\$ 1,129	\$ 2,390	\$ 2,968	\$ 129	\$ 3,097	\$ 361	3.0%
100-5220-162	DISABILITY INS	\$ -	\$ 6,400	\$ -	\$ -	\$ 6,757	\$ 400	\$ 7,157	\$ 757	11.8%
100-5220-163	DENTAL INS	\$ 15,352	\$ 17,423	\$ 8,950	\$ 18,035	\$ 19,603	\$ 1,332	\$ 20,935	\$ 3,512	20.2%
100-5220-164	TAXABLE CLOTHING ALLOWANCE	\$ -	\$ -	\$ -	\$ -	\$ 6,720	\$ 480	\$ 7,200	\$ 7,200	100.0%
100-5220-190	HOLIDAY PREMIUM	\$ 8,265	\$ 5,188	\$ 1,864	\$ 5,038	\$ 5,476	\$ 684	\$ 6,160	\$ 972	18.7%
	<b>Personnel Costs Total</b>	<b>\$ 2,453,201</b>	<b>\$ 2,813,451</b>	<b>\$ 1,200,508</b>	<b>\$ 2,596,127</b>	<b>\$ 2,869,940</b>	<b>\$ 132,613</b>	<b>\$ 3,002,553</b>	<b>\$ 189,102</b>	<b>6.7%</b>
100-5220-240	REPAIRS & MAINT - BY OTHERS	\$ 12,494	\$ 12,000	\$ 7,073	\$ 12,000	\$ 12,000	\$ -	\$ 12,000	\$ -	0.0%
100-5220-245	COMPUTER RELATED - REP & MAINT	\$ 14,255	\$ 16,925	\$ 14,706	\$ 17,221	\$ 16,590	\$ -	\$ 16,590	\$ (335)	-2.0%
100-5220-250	PUBLIC NOTICES/ADS	\$ -	\$ 500	\$ 55	\$ 500	\$ 500	\$ -	\$ 500	\$ -	0.0%
100-5220-290	OTHER CONTRACTUAL SERVICES	\$ 2,407	\$ 3,520	\$ -	\$ 3,520	\$ 5,250	\$ -	\$ 5,250	\$ 1,730	49.1%
	<b>Contractual Services Total</b>	<b>\$ 29,156</b>	<b>\$ 32,945</b>	<b>\$ 21,834</b>	<b>\$ 33,241</b>	<b>\$ 34,340</b>	<b>\$ -</b>	<b>\$ 34,340</b>	<b>\$ 1,395</b>	<b>4.2%</b>
100-5220-310	OFFICE SUPPLIES & POSTAGE	\$ 2,750	\$ 3,000	\$ 499	\$ 3,000	\$ 3,000	\$ -	\$ 3,000	\$ -	0.0%
100-5220-320	PUBLICATIONS, DUES & SUBSCRIPT	\$ 6,041	\$ 8,165	\$ 3,526	\$ 8,000	\$ 7,505	\$ 650	\$ 8,155	\$ (10)	-0.1%
100-5220-323	UNIFORMS	\$ 22,225	\$ 23,280	\$ 5,766	\$ 23,280	\$ 11,500	\$ 5,100	\$ 16,600	\$ (6,680)	-28.7%
100-5220-324	PROTECTIVE GEAR	\$ 53,544	\$ 58,000	\$ 3,493	\$ 58,000	\$ 62,500	\$ -	\$ 62,500	\$ 4,500	7.8%
100-5220-325	TRAINING & TRAVEL	\$ 17,515	\$ 23,000	\$ 15,394	\$ 23,000	\$ 23,000	\$ -	\$ 23,000	\$ -	0.0%
100-5220-326	TUITION REIMBURSEMENT	\$ 16,631	\$ 21,000	\$ 8,503	\$ 21,000	\$ 21,000	\$ -	\$ 21,000	\$ -	0.0%
100-5220-335	VEHICLE EXPENSE (G&O, REPAIRS)	\$ 76,369	\$ 74,000	\$ 31,437	\$ 74,000	\$ 48,000	\$ -	\$ 48,000	\$ (26,000)	-35.1%
100-5220-340	OPERATING MATERIALS & SUPPLIES	\$ 8,354	\$ 7,000	\$ 4,343	\$ 7,000	\$ 7,000	\$ -	\$ 7,000	\$ -	0.0%
100-5220-341	MEDICAL/EMS SUPPLIES	\$ 6,058	\$ 6,500	\$ 1,726	\$ 6,500	\$ 7,000	\$ -	\$ 7,000	\$ 500	7.7%
100-5220-345	PUBLIC INFORMATION & EDUCATION	\$ 5,045	\$ 5,000	\$ 297	\$ 5,000	\$ 5,000	\$ -	\$ 5,000	\$ -	0.0%
100-5220-350	REPAIR & MAINT SUPPLIES	\$ 2,462	\$ 3,000	\$ 1,607	\$ 3,200	\$ 3,000	\$ -	\$ 3,000	\$ -	0.0%
100-5220-355	EQUIPMENT EXPENSE	\$ 28,847	\$ 29,500	\$ 13,623	\$ 29,500	\$ 25,000	\$ 400	\$ 25,400	\$ (4,100)	-13.9%
100-5220-363	COMMUNICATIONS EXPENSE	\$ 273	\$ 11,500	\$ 279	\$ 11,500	\$ 11,500	\$ -	\$ 11,500	\$ -	0.0%
100-5220-365	TELEPHONE	\$ 6,195	\$ 6,100	\$ 3,034	\$ 6,100	\$ 5,500	\$ -	\$ 5,500	\$ (600)	-9.8%
100-5220-397	GASOLINE/DIESEL FUEL	\$ -	\$ -	\$ 6,727	\$ 7,000	\$ 45,860	\$ -	\$ 45,860	\$ 45,860	100.0%
	<b>Operating Exp Total</b>	<b>\$ 252,309</b>	<b>\$ 279,045</b>	<b>\$ 100,254</b>	<b>\$ 286,080</b>	<b>\$ 286,365</b>	<b>\$ 6,150</b>	<b>\$ 292,515</b>	<b>\$ 13,470</b>	<b>4.8%</b>
100-5220-505	LEASE/RENTAL COSTS	\$ -	\$ -	\$ -	\$ -	\$ 5,725	\$ -	\$ 5,725	\$ 5,725	100.0%
100-5220-570	IT OPERATING ISF ALLOCATION	\$ 118,805	\$ 149,435	\$ 79,348	\$ 154,065	\$ 176,855	\$ 18,035	\$ 194,890	\$ 45,455	30.4%
100-5220-572	INSURANCE ISF ALLOCATION	\$ 109,260	\$ 114,946	\$ 59,718	\$ 117,191	\$ 114,050	\$ 2,854	\$ 116,904	\$ 1,958	1.7%
100-5220-573	IT CAPITAL ISF ALLOCATION	\$ 14,340	\$ 14,390	\$ 7,195	\$ 14,390	\$ 14,520	\$ -	\$ 14,520	\$ 130	0.9%
	<b>Fixed Charges Total</b>	<b>\$ 242,405</b>	<b>\$ 278,771</b>	<b>\$ 146,261</b>	<b>\$ 285,646</b>	<b>\$ 311,150</b>	<b>\$ 20,889</b>	<b>\$ 332,039</b>	<b>\$ 53,268</b>	<b>19.1%</b>
	<b>Fire Department Total</b>	<b>\$ 2,977,071</b>	<b>\$ 3,404,212</b>	<b>\$ 1,468,857</b>	<b>\$ 3,201,094</b>	<b>\$ 3,501,795</b>	<b>\$ 159,652</b>	<b>\$ 3,661,447</b>	<b>\$ 257,235</b>	<b>7.6%</b>
100-5240-110	SALARIES & WAGES - BLDG INSP	\$ 253,946	\$ 262,948	\$ 125,579	\$ 262,730	\$ 277,096	\$ 57,720	\$ 334,816	\$ 71,868	27.3%
100-5240-115	OVERTIME	\$ 368	\$ 3,185	\$ 98	\$ 3,175	\$ 3,371	\$ 833	\$ 4,204	\$ 1,019	32.0%
100-5240-131	FICA	\$ 18,608	\$ 20,569	\$ 9,238	\$ 20,552	\$ 21,676	\$ 4,479	\$ 26,155	\$ 5,586	27.2%
100-5240-132	WRS	\$ 17,331	\$ 17,477	\$ 8,336	\$ 17,462	\$ 19,268	\$ 3,982	\$ 23,250	\$ 5,773	33.0%
100-5240-135	LONGEVITY	\$ 2,610	\$ 2,745	\$ 2,745	\$ 2,745	\$ 2,880	\$ -	\$ 2,880	\$ 135	4.9%
100-5240-160	HEALTH INS	\$ 48,722	\$ 50,069	\$ 30,064	\$ 61,892	\$ 65,016	\$ 20,962	\$ 85,978	\$ 35,909	71.7%
100-5240-161	LIFE INS	\$ 1,193	\$ 1,365	\$ 767	\$ 1,364	\$ 1,436	\$ 84	\$ 1,520	\$ 155	11.4%
100-5240-162	DISABILITY INS	\$ -	\$ 1,285	\$ -	\$ -	\$ 1,294	\$ 363	\$ 1,657	\$ 372	28.9%
100-5240-163	DENTAL INS	\$ 3,918	\$ 4,115	\$ 2,153	\$ 3,919	\$ 4,115	\$ 1,332	\$ 5,447	\$ 1,332	32.4%
	<b>Personnel Costs Total</b>	<b>\$ 346,696</b>	<b>\$ 363,758</b>	<b>\$ 178,980</b>	<b>\$ 373,839</b>	<b>\$ 396,152</b>	<b>\$ 89,755</b>	<b>\$ 485,907</b>	<b>\$ 122,149</b>	<b>33.6%</b>
100-5240-245	COMPUTER RELATED - REP & MAINT	\$ 6,750	\$ 7,000	\$ 6,750	\$ 7,000	\$ 7,000	\$ -	\$ 7,000	\$ -	0.0%
	<b>Contractual Services Total</b>	<b>\$ 6,750</b>	<b>\$ 7,000</b>	<b>\$ 6,750</b>	<b>\$ 7,000</b>	<b>\$ 7,000</b>	<b>\$ -</b>	<b>\$ 7,000</b>	<b>\$ -</b>	<b>0.0%</b>
100-5240-310	OFFICE SUPPLIES & POSTAGE	\$ 887	\$ 900	\$ 345	\$ 900	\$ 1,000	\$ -	\$ 1,000	\$ 100	11.1%
100-5240-320	PUBLICATIONS, DUES & SUBSCRIPT	\$ 634	\$ 1,000	\$ 1,022	\$ 1,100	\$ 1,200	\$ 100	\$ 1,300	\$ 300	30.0%
100-5240-323	UNIFORMS & PROTECTIVE GEAR	\$ 90	\$ 1,500	\$ 261	\$ 1,500	\$ 1,500	\$ 550	\$ 2,050	\$ 550	36.7%
100-5240-325	TRAINING & TRAVEL	\$ 4,106	\$ 9,000	\$ 3,054	\$ 9,000	\$ 9,000	\$ 1,000	\$ 10,000	\$ 1,000	11.1%
100-5240-335	VEHICLE EXPENSE (GAS & OIL)	\$ 1,731	\$ 3,330	\$ 843	\$ 3,330	\$ 600	\$ 1,000	\$ 1,600	\$ (1,730)	-52.0%
100-5240-340	OPERATING MATERIALS & SUPPLIES	\$ 4,134	\$ 4,000	\$ 4,972	\$ 5,500	\$ 5,000	\$ -	\$ 5,000	\$ 1,000	25.0%
100-5240-345	PUBLIC INFORMATION & EDUCATION	\$ -	\$ 200	\$ -	\$ 200	\$ 200	\$ -	\$ 200	\$ -	0.0%
100-5240-355	EQUIPMENT EXPENSE	\$ 180	\$ 200	\$ -	\$ 200	\$ 200	\$ 200	\$ 400	\$ 200	100.0%
100-5240-397	GASOLINE/DIESEL FUEL	\$ -	\$ -	\$ -	\$ -	\$ 2,900	\$ -	\$ 2,900	\$ 2,900	100.0%
	<b>Operating Exp Total</b>	<b>\$ 11,762</b>	<b>\$ 20,130</b>	<b>\$ 10,497</b>	<b>\$ 21,730</b>	<b>\$ 21,600</b>	<b>\$ 2,850</b>	<b>\$ 24,450</b>	<b>\$ 4,320</b>	<b>21.5%</b>
100-5240-570	IT OPERATING ISF ALLOCATION	\$ 14,665	\$ 21,975	\$ 10,988	\$ 21,975	\$ 23,750	\$ 5,645	\$ 29,395	\$ 7,420	33.8%
100-5240-572	INSURANCE ISF ALLOCATION	\$ 9,760	\$ 9,970	\$ 4,985	\$ 9,970	\$ 9,705	\$ 1,874	\$ 11,579	\$ 1,609	16.1%
100-5240-573	IT CAPITAL ISF ALLOCATION	\$ 885	\$ 895	\$ 447	\$ 895	\$ 840	\$ -	\$ 840	\$ (55)	-6.1%
	<b>Fixed Charges Total</b>	<b>\$ 25,310</b>	<b>\$ 32,840</b>	<b>\$ 16,420</b>	<b>\$ 32,840</b>	<b>\$ 34,295</b>	<b>\$ 7,519</b>	<b>\$ 41,814</b>	<b>\$ 8,974</b>	<b>27.3%</b>
	<b>Building Inspection Total</b>	<b>\$ 390,518</b>	<b>\$ 423,728</b>	<b>\$ 212,647</b>	<b>\$ 435,409</b>	<b>\$ 459,047</b>	<b>\$ 100,124</b>	<b>\$ 559,171</b>	<b>\$ 135,443</b>	<b>32.0%</b>
100-5290-131	FICA	\$ 119	\$ -	\$ (33)	\$ -	\$ -	\$ -	\$ -	\$ -	100.0%
100-5290-140	PER DIEMS - POLICE & FIRE COMM	\$ 1,560	\$ 1,500	\$ -	\$ 1,500	\$ 1,500	\$ -	\$ 1,500	\$ -	0.0%
	<b>Personnel Costs Total</b>	<b>\$ 1,679</b>	<b>\$ 1,500</b>	<b>\$ (33)</b>	<b>\$ 1,500</b>	<b>\$ 1,500</b>	<b>\$ -</b>	<b>\$ 1,500</b>	<b>\$ -</b>	<b>0.0%</b>
100-5290-265	WEIGHTS & MEASURES	\$ 3,600	\$ 4,800	\$ 4,800	\$ 4,800	\$ 4,800	\$ -	\$ 4,800	\$ -	0.0%
100-5290-269	DANE COM/ANALOG TACTICAL	\$ 186,809	\$ 216,350	\$ 17,293	\$ 216,350	\$ 205,500	\$ -	\$ 205,500	\$ (10,850)	-5.0%
100-5290-270	FITCHRONA EMS CONTRIBUTION	\$ 721,647	\$ 936,571	\$ 936,571	\$ 936,571	\$ 1,005,515	\$ 25,707	\$ 1,031,222	\$ 94,651	10.1%
	<b>Contractual Services Total</b>	<b>\$ 912,056</b>	<b>\$ 1,157,721</b>	<b>\$ 958,664</b>	<b>\$ 1,157,721</b>	<b>\$ 1,215,815</b>	<b>\$ 25,707</b>	<b>\$ 1,241,522</b>	<b>\$ 83,801</b>	<b>7.2%</b>
100-5290-320	PUBLICATIONS, DUES & SUBSCRIPT	\$ -	\$ -	\$ 30	\$ 50	\$ -	\$ -	\$ -	\$ -	100.0%
	<b>Operating Exp Total</b>	<b>\$ -</b>	<b>\$ 30</b>	<b>\$ 30</b>	<b>\$ 50</b>	<b>\$ -</b>	<b>\$ -</b>	<b>\$ -</b>	<b>\$ -</b>	<b>100.0%</b>
	<b>Other Public Safety Total</b>	<b>\$ 913,735</b>	<b>\$ 1,159,221</b>	<b>\$ 958,661</b>	<b>\$ 1,159,271</b>	<b>\$ 1,217,315</b>	<b>\$ 25,707</b>	<b>\$ 1,243,022</b>	<b>\$ 83,801</b>	<b>7.2%</b>

City of Fitchburg  
General Fund #100  
2023 Operating Budget

Acct #	Account Name	2021	2022	06/2022		2022		2023	Revisions	2023	Budget	
		Actual	Adopted Budget	YTD Actual	Estimate	Budget Request	Thru Adoption	Adopted Budget	Budget Change			
100-5300-110	SALARIES & WAGES - PUBLIC WKS	\$ 770,650	\$ 851,833	\$ 374,206	\$ 806,496	\$ 904,929	\$ 4,306	\$ 909,235	\$ 57,402	6.7%		
100-5300-115	OVERTIME	\$ 29,976	\$ 32,880	\$ 15,052	\$ 31,804	\$ 35,273	\$ 224	\$ 35,497	\$ 2,617	8.0%		
100-5300-120	PT/LTE/SEASONAL WAGES	\$ 7,837	\$ 13,500	\$ 5,174	\$ 13,500	\$ 16,129	\$ -	\$ 16,129	\$ 2,629	19.5%		
100-5300-131	FICA	\$ 60,395	\$ 68,979	\$ 29,337	\$ 65,428	\$ 73,440	\$ 347	\$ 73,787	\$ 4,808	7.0%		
100-5300-132	WRS	\$ 53,830	\$ 57,673	\$ 25,348	\$ 54,715	\$ 64,184	\$ 308	\$ 64,492	\$ 6,819	11.8%		
100-5300-135	LONGEVITY	\$ 3,735	\$ 3,469	\$ 3,983	\$ 3,470	\$ 3,677	\$ -	\$ 3,677	\$ 208	6.0%		
100-5300-140	PER DIEMS - BD OF PUBLIC WKS	\$ 2,275	\$ 3,050	\$ -	\$ 3,050	\$ 3,050	\$ -	\$ 3,050	\$ -	0.0%		
100-5300-160	HEALTH INS	\$ 179,874	\$ 204,312	\$ 102,028	\$ 210,326	\$ 223,223	\$ -	\$ 223,223	\$ 18,911	9.3%		
100-5300-161	LIFE INS	\$ 1,427	\$ 1,716	\$ 847	\$ 1,653	\$ 1,914	\$ 7	\$ 1,921	\$ 205	11.9%		
100-5300-162	DISABILITY INS	\$ -	\$ 4,656	\$ -	\$ -	\$ 4,841	\$ 28	\$ 4,869	\$ 213	4.6%		
100-5300-163	DENTAL INS	\$ 11,564	\$ 13,461	\$ 6,404	\$ 12,832	\$ 13,420	\$ -	\$ 13,420	\$ (41)	-0.3%		
	<b>Personnel Costs Total</b>	<b>\$ 1,121,563</b>	<b>\$ 1,255,529</b>	<b>\$ 562,379</b>	<b>\$ 1,203,274</b>	<b>\$ 1,344,080</b>	<b>\$ 5,220</b>	<b>\$ 1,349,300</b>	<b>\$ 93,771</b>	<b>7.5%</b>		
100-5300-210	PROFESSIONAL SERVICES	\$ 1,407	\$ 2,560	\$ -	\$ 2,500	\$ 10,880	\$ -	\$ 10,880	\$ 8,320	325.0%		
100-5300-220	STREET LIGHT SERVICE - MG&E	\$ 162,353	\$ 200,000	\$ 96,487	\$ 200,000	\$ 260,000	\$ -	\$ 260,000	\$ 60,000	30.0%		
100-5300-225	STREET LIGHT MAINTENANCE	\$ 1,936	\$ 30,000	\$ 2,763	\$ 20,000	\$ 30,000	\$ -	\$ 30,000	\$ -	0.0%		
100-5300-230	TRAFFIC SIGNAL MAINTENANCE	\$ 24,032	\$ 23,000	\$ 4,000	\$ 20,000	\$ 29,000	\$ -	\$ 29,000	\$ 6,000	26.1%		
100-5300-240	REPAIRS & MAINT - BY OTHERS	\$ 51	\$ -	\$ -	\$ -	\$ -	\$ -	\$ -	\$ -	100.0%		
100-5300-245	COMPUTER RELATED REP & MAINT	\$ 7,433	\$ 17,600	\$ 1,900	\$ 17,600	\$ 15,250	\$ -	\$ 15,250	\$ (2,350)	-13.4%		
100-5300-250	PUBLIC NOTICES/ADS	\$ 732	\$ 700	\$ 399	\$ 700	\$ 900	\$ -	\$ 900	\$ 200	28.6%		
100-5300-290	OTHER CONTRACTUAL	\$ -	\$ -	\$ -	\$ -	\$ 35,000	\$ (35,000)	\$ -	\$ -	100.0%		
	<b>Contractual Services Total</b>	<b>\$ 197,944</b>	<b>\$ 273,860</b>	<b>\$ 105,549</b>	<b>\$ 260,800</b>	<b>\$ 381,030</b>	<b>\$ (35,000)</b>	<b>\$ 346,030</b>	<b>\$ 72,170</b>	<b>26.4%</b>		
100-5300-310	OFFICE SUPPLIES & POSTAGE	\$ 2,012	\$ 1,800	\$ 1,108	\$ 1,800	\$ 2,100	\$ -	\$ 2,100	\$ 300	16.7%		
100-5300-320	PUBLICATIONS, DUES & SUBSCRIPT	\$ 9,134	\$ 9,984	\$ 1,252	\$ 9,900	\$ 10,250	\$ -	\$ 10,250	\$ 266	2.7%		
100-5300-323	UNIFORMS & PROTECTIVE GEAR	\$ 10,442	\$ 15,533	\$ 5,771	\$ 12,500	\$ 16,245	\$ -	\$ 16,245	\$ 712	4.6%		
100-5300-325	TRAINING & TRAVEL	\$ 7,254	\$ 10,350	\$ 1,255	\$ 10,000	\$ 16,425	\$ -	\$ 16,425	\$ 6,075	58.7%		
100-5300-330	VEHICLE USE REIMBURSEMENT	\$ -	\$ 100	\$ -	\$ 100	\$ 1,260	\$ -	\$ 1,260	\$ 1,160	1160.0%		
100-5300-335	VEHICLE EXPENSE (G&O, REPAIRS)	\$ 100,235	\$ 108,235	\$ 51,064	\$ 108,235	\$ 52,750	\$ -	\$ 52,750	\$ (55,485)	-51.3%		
100-5300-340	OPERATING MATERIALS & SUPPLIES	\$ 740	\$ 2,210	\$ 112	\$ 1,000	\$ 1,880	\$ -	\$ 1,880	\$ (330)	-14.9%		
100-5300-345	PUBLIC INFORMATION & EDUCATION	\$ -	\$ 400	\$ -	\$ -	\$ -	\$ -	\$ -	\$ (400)	-100.0%		
100-5300-350	REPAIR & MAINT SUPPLIES	\$ 38,638	\$ 39,700	\$ 15,217	\$ 39,000	\$ 39,700	\$ -	\$ 39,700	\$ -	0.0%		
100-5300-355	EQUIPMENT EXPENSE	\$ 4,643	\$ 15,534	\$ 2,373	\$ 15,000	\$ -	\$ -	\$ -	\$ (15,534)	-100.0%		
100-5300-363	COMMUNICATIONS EXPENSE	\$ -	\$ 2,000	\$ 1,225	\$ 1,750	\$ 1,500	\$ -	\$ 1,500	\$ (500)	-25.0%		
100-5300-370	ROADWAY SUPPLIES	\$ 140,451	\$ 107,020	\$ 60,412	\$ 107,020	\$ 177,650	\$ -	\$ 177,650	\$ 70,630	66.0%		
100-5300-371	POLES & LIGHTS REPLACE STOCK	\$ 10,122	\$ 9,000	\$ 1,886	\$ 9,000	\$ 15,000	\$ -	\$ 15,000	\$ 6,000	66.7%		
100-5300-375	ROAD MAINTENANCE	\$ 216,975	\$ 338,000	\$ 68,595	\$ 300,000	\$ 363,625	\$ -	\$ 363,625	\$ 25,625	7.6%		
100-5300-397	GASOLINE/DIESEL FUEL	\$ -	\$ -	\$ (12,496)	\$ -	\$ 76,300	\$ -	\$ 76,300	\$ 76,300	100.0%		
	<b>Operating Exp Total</b>	<b>\$ 540,646</b>	<b>\$ 659,866</b>	<b>\$ 197,774</b>	<b>\$ 615,305</b>	<b>\$ 774,685</b>	<b>\$ -</b>	<b>\$ 774,685</b>	<b>\$ 114,819</b>	<b>17.4%</b>		
100-5300-505	LEASE/RENTAL COSTS	\$ -	\$ -	\$ -	\$ -	\$ 6,000	\$ -	\$ 6,000	\$ 6,000	100.0%		
100-5300-570	IT OPERATING ISF ALLOCATION	\$ 54,535	\$ 100,658	\$ 50,329	\$ 100,658	\$ 116,175	\$ 6,810	\$ 122,985	\$ 22,327	22.2%		
100-5300-572	INSURANCE ISF ALLOCATION	\$ 56,528	\$ 61,504	\$ 30,752	\$ 61,504	\$ 64,265	\$ 145	\$ 64,410	\$ 2,906	4.7%		
100-5300-573	IT CAPITAL ISF ALLOCATION	\$ 3,870	\$ 3,895	\$ 1,947	\$ 3,895	\$ 3,985	\$ -	\$ 3,985	\$ 90	2.3%		
	<b>Fixed Charges Total</b>	<b>\$ 114,933</b>	<b>\$ 166,057</b>	<b>\$ 83,028</b>	<b>\$ 166,057</b>	<b>\$ 190,425</b>	<b>\$ 6,955</b>	<b>\$ 197,380</b>	<b>\$ 31,323</b>	<b>18.9%</b>		
	<b>Public Works Total</b>	<b>\$ 1,975,086</b>	<b>\$ 2,355,312</b>	<b>\$ 948,730</b>	<b>\$ 2,245,436</b>	<b>\$ 2,690,220</b>	<b>\$ (22,825)</b>	<b>\$ 2,667,395</b>	<b>\$ 312,083</b>	<b>13.3%</b>		
100-5352-200	METRO TRANSIT SERVICES	\$ 502,000	\$ 620,000	\$ -	\$ 620,000	\$ -	\$ -	\$ -	\$ (620,000)	-100.0%		
	<b>Contractual Services Total</b>	<b>\$ 502,000</b>	<b>\$ 620,000</b>	<b>\$ -</b>	<b>\$ 620,000</b>	<b>\$ -</b>	<b>\$ -</b>	<b>\$ -</b>	<b>\$ (620,000)</b>	<b>-100.0%</b>		
	<b>Mass Transit Total</b>	<b>\$ 502,000</b>	<b>\$ 620,000</b>	<b>\$ -</b>	<b>\$ 620,000</b>	<b>\$ -</b>	<b>\$ -</b>	<b>\$ -</b>	<b>\$ (620,000)</b>	<b>-100.0%</b>		
100-5460-110	SALARIES & WAGES - SENIOR CTR	\$ 442,854	\$ 487,195	\$ 236,957	\$ 481,268	\$ 509,092	\$ -	\$ 509,092	\$ 21,897	4.5%		
100-5460-120	PT/LTE/SEASONAL WAGES	\$ 9,196	\$ 13,000	\$ 7,089	\$ 13,000	\$ 13,125	\$ 3,125	\$ 16,250	\$ 3,250	25.0%		
100-5460-131	FICA	\$ 34,059	\$ 38,599	\$ 18,306	\$ 38,120	\$ 40,273	\$ 240	\$ 40,513	\$ 1,914	5.0%		
100-5460-132	WRS	\$ 30,177	\$ 31,951	\$ 15,659	\$ 31,544	\$ 34,906	\$ -	\$ 34,906	\$ 2,955	9.2%		
100-5460-135	LONGEVITY	\$ 4,140	\$ 4,365	\$ 4,365	\$ 4,028	\$ 4,230	\$ -	\$ 4,230	\$ (135)	-3.1%		
100-5460-140	PER DIEMS - COMM ON AGING	\$ 385	\$ 1,000	\$ -	\$ 100	\$ 500	\$ -	\$ 500	\$ (500)	-50.0%		
100-5460-160	HEALTH INS	\$ 104,809	\$ 117,873	\$ 58,419	\$ 117,873	\$ 123,813	\$ -	\$ 123,813	\$ 5,940	5.0%		
100-5460-161	LIFE INS	\$ 978	\$ 1,224	\$ 606	\$ 1,173	\$ 1,236	\$ -	\$ 1,236	\$ 12	1.0%		
100-5460-162	DISABILITY INS	\$ -	\$ 2,512	\$ -	\$ -	\$ 2,558	\$ -	\$ 2,558	\$ 46	1.8%		
100-5460-163	DENTAL INS	\$ 6,788	\$ 7,805	\$ 3,681	\$ 7,433	\$ 7,804	\$ -	\$ 7,804	\$ (1)	0.0%		
	<b>Personnel Costs Total</b>	<b>\$ 633,386</b>	<b>\$ 705,524</b>	<b>\$ 345,082</b>	<b>\$ 694,539</b>	<b>\$ 737,537</b>	<b>\$ 3,365</b>	<b>\$ 740,902</b>	<b>\$ 35,378</b>	<b>5.0%</b>		
100-5460-211	OREGON SNR CTR CONTRIBUTION	\$ 1,000	\$ 1,000	\$ 1,000	\$ 1,000	\$ 1,000	\$ -	\$ 1,000	\$ -	0.0%		
100-5460-240	REPAIRS & MAINT - BY OTHERS	\$ 1,819	\$ 2,500	\$ 1,169	\$ 2,500	\$ 500	\$ -	\$ 500	\$ (2,000)	-80.0%		
100-5460-245	COMPUTER RELATED REP & MAINT	\$ -	\$ -	\$ -	\$ -	\$ 625	\$ -	\$ 625	\$ 625	100.0%		
100-5460-290	OTHER CONTRACTUAL	\$ 4,172	\$ 16,045	\$ 4,098	\$ 8,000	\$ 16,195	\$ -	\$ 16,195	\$ 150	0.9%		
	<b>Contractual Services Total</b>	<b>\$ 6,991</b>	<b>\$ 19,545</b>	<b>\$ 6,267</b>	<b>\$ 11,500</b>	<b>\$ 18,320</b>	<b>\$ -</b>	<b>\$ 18,320</b>	<b>\$ (1,225)</b>	<b>-6.3%</b>		
100-5460-310	OFFICE SUPPLIES & POSTAGE	\$ 1,614	\$ 1,520	\$ 1,603	\$ 1,700	\$ 1,600	\$ -	\$ 1,600	\$ 80	5.3%		
100-5460-320	PUBLICATIONS, DUES & SUBSCRIPT	\$ 500	\$ 970	\$ 347	\$ 500	\$ 1,195	\$ -	\$ 1,195	\$ 225	23.2%		
100-5460-325	TRAINING & TRAVEL	\$ 1,611	\$ 2,600	\$ 654	\$ 800	\$ 2,600	\$ -	\$ 2,600	\$ -	0.0%		
100-5460-330	VEHICLE USE REIMBURSEMENT	\$ 334	\$ 1,218	\$ -	\$ 300	\$ 630	\$ -	\$ 630	\$ (588)	-48.3%		
100-5460-335	VEHICLE EXPENSE (G&O, REPAIRS)	\$ 212	\$ 620	\$ 182	\$ 400	\$ 200	\$ -	\$ 200	\$ (420)	-67.7%		
100-5460-340	OPERATING MATERIALS & SUPPLIES	\$ 1,197	\$ 600	\$ 403	\$ 600	\$ 600	\$ -	\$ 600	\$ -	0.0%		
100-5460-345	PUBLIC INFORMATION & EDUCATION	\$ 2,758	\$ 4,000	\$ 1,890	\$ 4,000	\$ 4,000	\$ -	\$ 4,000	\$ -	0.0%		
100-5460-355	EQUIPMENT EXPENSE	\$ 607	\$ 2,663	\$ 2,507	\$ 2,700	\$ 7,810	\$ (5,560)	\$ 2,250	\$ (413)	-15.5%		
100-5460-386	NUTRITION PROGRAM	\$ 3,341	\$ 3,000	\$ 1,758	\$ 3,000	\$ 3,000	\$ -	\$ 3,000	\$ -	0.0%		
100-5460-387	SENIOR PROGRAMS EXPENSE	\$ 2,768	\$ 1,400	\$ 1,392	\$ 1,400	\$ 1,400	\$ -	\$ 1,400	\$ -	0.0%		
100-5460-391	VOLUNTEER PROGRAM EXP	\$ (144)	\$ 1,700	\$ 100	\$ 1,700	\$ 2,000	\$ -	\$ 2,000	\$ 300	17.6%		
100-5460-397	GASOLINE/DIESEL FUEL	\$ -	\$ -	\$ -	\$ -	\$ 700	\$ -	\$ 700	\$ 700	100.0%		
	<b>Operating Exp Total</b>	<b>\$ 14,798</b>	<b>\$ 20,291</b>	<b>\$ 10,836</b>	<b>\$ 17,100</b>	<b>\$ 25,735</b>	<b>\$ (5,560)</b>	<b>\$ 20,175</b>	<b>\$ (116)</b>	<b>-0.6%</b>		
100-5460-505	LEASE/RENTAL COSTS	\$ -	\$ -	\$ -	\$ -	\$ 2,000	\$ -	\$ 2,000	\$ 2,000	100.0%		
100-5460-570	IT OPERATING ISF ALLOCATION	\$ 24,735	\$ 31,575	\$ 17,228	\$ 33,015	\$ 34,395	\$ 3,215	\$ 37,610	\$ 6,035	19.1%		
100-5460-572	INSURANCE ISF ALLOCATION	\$ 13,934	\$ 15,347	\$ 7,674	\$ 15,347	\$ 14,915	\$ 110	\$ 15,025	\$ (322)	-2.1%		
100-5460-573	IT CAPITAL ISF ALLOCATION	\$ 1,635	\$ 1,650	\$ 825	\$ 1,650	\$ 1,680	\$ -	\$ 1,680	\$ 30	1.8%		
	<b>Fixed Charges Total</b>	<b>\$ 40,304</b>	<b>\$ 48,572</b>	<b>\$ 25,727</b>	<b>\$ 50,012</b>	<b>\$ 52,990</b>	<b>\$ 3,325</b>	<b>\$ 56,315</b>	<b>\$ 7,743</b>	<b>15.9%</b>		
	<b>Senior Center Total</b>	<b>\$ 695,479</b>	<b>\$ 793,932</b>	<b>\$ 387,912</b>	<b>\$ 773,151</b>	<b>\$ 834,582</b>	<b>\$ 1,130</b>	<b>\$ 835,712</b>	<b>\$ 41,780</b>	<b>5.3%</b>		
100-5514-110	SALARIES & WAGES	\$ 28	\$ -	\$ (28)	\$ -	\$ -	\$ -	\$ -	\$ -	100.0%		
100-5514-120	PT/LTE/SEASONAL WAGES	\$ 2,206	\$ 24,873	\$ 2,390	\$ 24,873	\$ 27,387	\$ -	\$ 27,387	\$ 2,514	10.1%		
100-5514-131	FICA	\$ 171	\$ 1,903	\$ 181	\$ 1,903	\$ 2,095	\$ -	\$ 2,095	\$ 192	10.1%		
100-5514-132	WRS	\$ 2	\$ -	\$ (2)	\$ -	\$ -	\$ -	\$ -	\$ -	100.0%		
	<b>Personnel Costs Total</b>	<b>\$ 2,407</b>	<b>\$ 26,776</b>	<b>\$ 2,541</b>	<b>\$ 26,776</b>	<b>\$ 29,482</b>	<b>\$ -</b>	<b>\$ 29,482</b>	<b>\$ 2,706</b>			

City of Fitchburg  
General Fund #100  
2023 Operating Budget

Acct #	Account Name	2021 Actual	2022 Adopted Budget	06/2022 YTD Actual	2022 Estimate	2023 Budget Request	Revisions Thru Adoption	2023 Adopted Budget	Budget Change
100-5520-110	SALARIES & WAGES - PARKS DEPT	\$ 485,006	\$ 526,632	\$ 242,335	\$ 502,598	\$ 553,922	\$ 4,306	\$ 558,228	\$ 31,596 6.0%
100-5520-115	OVERTIME	\$ 20,338	\$ 13,369	\$ 7,634	\$ 12,082	\$ 14,999	\$ 224	\$ 15,223	\$ 1,854 13.9%
100-5520-120	PT/LTE/SEASONAL WAGES	\$ 20,216	\$ 45,870	\$ 15,718	\$ 45,870	\$ 60,680	\$ -	\$ 60,680	\$ 14,810 32.3%
100-5520-131	FICA	\$ 38,704	\$ 45,169	\$ 19,603	\$ 43,232	\$ 48,533	\$ 347	\$ 48,880	\$ 3,711 8.2%
100-5520-132	WRS	\$ 33,454	\$ 35,397	\$ 16,499	\$ 33,752	\$ 39,014	\$ 308	\$ 39,322	\$ 3,925 11.1%
100-5520-135	LONGEVITY	\$ 4,725	\$ 4,576	\$ 4,613	\$ 4,576	\$ 4,821	\$ -	\$ 4,821	\$ 245 5.4%
100-5520-140	PER DIEMS - PARKS COMMISSION	\$ 1,420	\$ 3,120	\$ -	\$ -	\$ 3,120	\$ 300	\$ 3,420	\$ 300 9.6%
100-5520-160	HEALTH INS	\$ 122,871	\$ 145,040	\$ 73,742	\$ 135,371	\$ 142,714	\$ -	\$ 142,714	\$ (2,326) -1.6%
100-5520-161	LIFE INS	\$ 1,722	\$ 1,863	\$ 1,028	\$ 1,821	\$ 1,921	\$ 7	\$ 1,928	\$ 65 3.5%
100-5520-162	DISABILITY INS	\$ -	\$ 2,924	\$ -	\$ -	\$ 3,031	\$ 28	\$ 3,059	\$ 135 4.6%
100-5520-163	DENTAL INS	\$ 7,824	\$ 9,483	\$ 4,587	\$ 8,233	\$ 8,636	\$ -	\$ 8,636	\$ (847) -8.9%
	<b>Personnel Costs Total</b>	<b>\$ 736,280</b>	<b>\$ 833,443</b>	<b>\$ 385,759</b>	<b>\$ 787,535</b>	<b>\$ 881,391</b>	<b>\$ 5,520</b>	<b>\$ 886,911</b>	<b>\$ 53,468 6.4%</b>
100-5520-250	PUBLIC NOTICES/ADS	\$ 562	\$ 500	\$ 408	\$ 500	\$ -	\$ -	\$ 500	\$ - 0.0%
100-5520-289	GOLF COURSE MAINTENANCE	\$ 51,000	\$ 52,000	\$ 30,335	\$ 52,000	\$ 53,000	\$ -	\$ 53,000	\$ 1,000 1.9%
100-5520-290	OTHER CONTRACTUAL	\$ 124,014	\$ 149,500	\$ 36,694	\$ 149,500	\$ 196,050	\$ (12,300)	\$ 183,750	\$ 34,250 22.9%
	<b>Contractual Services Total</b>	<b>\$ 175,576</b>	<b>\$ 202,000</b>	<b>\$ 67,437</b>	<b>\$ 202,000</b>	<b>\$ 249,550</b>	<b>\$ (12,300)</b>	<b>\$ 237,250</b>	<b>\$ 35,250 17.5%</b>
100-5520-310	OFFICE SUPPLIES & POSTAGE	\$ 640	\$ 750	\$ 448	\$ 750	\$ 750	\$ -	\$ 750	\$ - 0.0%
100-5520-320	PUBLICATIONS, DUES & SUBSCRIPT	\$ 630	\$ 750	\$ 480	\$ 750	\$ 750	\$ -	\$ 750	\$ - 0.0%
100-5520-323	UNIFORMS & PROTECTIVE GEAR	\$ 7,037	\$ 6,400	\$ 4,726	\$ 6,400	\$ 6,400	\$ -	\$ 6,400	\$ - 0.0%
100-5520-325	TRAINING & TRAVEL	\$ 1,915	\$ 4,075	\$ 1,549	\$ 4,075	\$ 9,075	\$ -	\$ 9,075	\$ 5,000 122.7%
100-5520-335	VEHICLE EXPENSE (G&O, REPAIRS)	\$ 35,089	\$ 32,815	\$ 1,422	\$ 32,815	\$ 5,000	\$ -	\$ 5,000	\$ (27,815) -84.8%
100-5520-340	OPERATING MATERIALS & SUPPLIES	\$ 19,113	\$ 20,000	\$ 10,502	\$ 20,000	\$ 22,000	\$ -	\$ 22,000	\$ 2,000 10.0%
100-5520-350	REPAIR & MAINT SUPPLIES	\$ 31,971	\$ 37,500	\$ 18,240	\$ 37,500	\$ 45,125	\$ (4,125)	\$ 41,000	\$ 3,500 9.3%
100-5520-355	EQUIPMENT EXPENSE	\$ 12,027	\$ 12,700	\$ 3,241	\$ 12,700	\$ 23,700	\$ (10,000)	\$ 13,700	\$ 1,000 7.9%
100-5520-360	BUILDING REPAIRS & MAINTENANCE	\$ 11,171	\$ 12,800	\$ 5,007	\$ 12,800	\$ 17,300	\$ (1,000)	\$ 16,300	\$ 3,500 27.3%
100-5520-365	UTIL (SHELTERS) & TELEPHONE	\$ 52,462	\$ 43,000	\$ 17,258	\$ 43,000	\$ 47,000	\$ (3,000)	\$ 44,000	\$ 1,000 2.3%
100-5520-397	GASOLINE/DIESEL FUEL	\$ -	\$ -	\$ 23,248	\$ 25,000	\$ 38,100	\$ -	\$ 38,100	\$ 38,100 100.0%
	<b>Operating Exp Total</b>	<b>\$ 172,055</b>	<b>\$ 170,790</b>	<b>\$ 86,121</b>	<b>\$ 195,790</b>	<b>\$ 215,200</b>	<b>\$ (18,125)</b>	<b>\$ 197,075</b>	<b>\$ 26,285 15.4%</b>
100-5520-505	LEASE/RENTAL COSTS	\$ -	\$ -	\$ -	\$ -	\$ 500	\$ -	\$ 500	\$ 500 100.0%
100-5520-570	IT OPERATING ISF ALLOCATION	\$ 32,145	\$ 46,015	\$ 23,007	\$ 46,015	\$ 51,255	\$ 4,480	\$ 55,735	\$ 9,720 21.1%
100-5520-572	INSURANCE ISF ALLOCATION	\$ 28,689	\$ 31,288	\$ 15,644	\$ 31,288	\$ 31,785	\$ 145	\$ 31,930	\$ 642 2.1%
100-5520-573	IT CAPITAL ISF ALLOCATION	\$ 2,760	\$ 2,775	\$ 1,388	\$ 2,775	\$ 3,045	\$ -	\$ 3,045	\$ 270 9.7%
	<b>Fixed Charges Total</b>	<b>\$ 63,594</b>	<b>\$ 80,078</b>	<b>\$ 40,039</b>	<b>\$ 80,078</b>	<b>\$ 86,585</b>	<b>\$ 4,625</b>	<b>\$ 91,210</b>	<b>\$ 11,132 13.9%</b>
	<b>Parks Department Total</b>	<b>\$ 1,147,505</b>	<b>\$ 1,286,311</b>	<b>\$ 579,356</b>	<b>\$ 1,265,403</b>	<b>\$ 1,432,726</b>	<b>\$ (20,280)</b>	<b>\$ 1,412,446</b>	<b>\$ 126,135 9.8%</b>
100-5530-110	SALARIES & WAGES - RECREATION	\$ 128,960	\$ 125,735	\$ 59,753	\$ 126,309	\$ 136,647	\$ -	\$ 136,647	\$ 10,912 8.7%
100-5530-115	OVERTIME	\$ 46	\$ 1,898	\$ -	\$ 1,898	\$ 2,200	\$ -	\$ 2,200	\$ 302 15.9%
100-5530-120	PT/LTE/SEASONAL WAGES	\$ 9,645	\$ 45,271	\$ 10,103	\$ 40,970	\$ 61,336	\$ -	\$ 61,336	\$ 16,065 35.5%
100-5530-131	FICA	\$ 9,994	\$ 13,272	\$ 4,998	\$ 12,987	\$ 15,362	\$ -	\$ 15,362	\$ 2,090 15.7%
100-5530-132	WRS	\$ 7,879	\$ 8,334	\$ 3,980	\$ 8,371	\$ 9,484	\$ -	\$ 9,484	\$ 1,150 13.8%
100-5530-135	LONGEVITY	\$ 540	\$ 585	\$ 585	\$ 585	\$ 630	\$ -	\$ 630	\$ 45 7.7%
100-5530-160	HEALTH INS	\$ 24,031	\$ 28,084	\$ 15,212	\$ 28,084	\$ 29,486	\$ -	\$ 29,486	\$ 1,402 5.0%
100-5530-161	LIFE INS	\$ 134	\$ 146	\$ 92	\$ 146	\$ 155	\$ -	\$ 155	\$ 9 6.2%
100-5530-162	DISABILITY INS	\$ -	\$ 672	\$ -	\$ -	\$ 722	\$ -	\$ 722	\$ 50 7.4%
100-5530-163	DENTAL INS	\$ 1,536	\$ 1,813	\$ 935	\$ 1,727	\$ 1,813	\$ -	\$ 1,813	\$ - 0.0%
	<b>Personnel Costs Total</b>	<b>\$ 182,765</b>	<b>\$ 225,810</b>	<b>\$ 95,658</b>	<b>\$ 221,077</b>	<b>\$ 257,835</b>	<b>\$ -</b>	<b>\$ 257,835</b>	<b>\$ 32,025 14.2%</b>
100-5530-245	COMPUTER RELATED REP & MAINT	\$ 1,970	\$ 4,500	\$ 1,975	\$ 4,500	\$ 5,125	\$ -	\$ 5,125	\$ 625 13.9%
100-5530-290	OTHER CONTRACTUAL SERVICES	\$ 40,633	\$ 45,000	\$ 26,178	\$ 45,000	\$ 45,000	\$ -	\$ 45,000	\$ - 0.0%
	<b>Contractual Services Total</b>	<b>\$ 42,603</b>	<b>\$ 49,500</b>	<b>\$ 28,153</b>	<b>\$ 49,500</b>	<b>\$ 50,125</b>	<b>\$ -</b>	<b>\$ 50,125</b>	<b>\$ 625 1.3%</b>
100-5530-310	OFFICE SUPPLIES & POSTAGE	\$ 36	\$ 275	\$ 182	\$ 275	\$ 275	\$ -	\$ 275	\$ - 0.0%
100-5530-320	PUBLICATIONS, DUES & SUBSCRIPT	\$ 371	\$ 700	\$ 694	\$ 700	\$ 700	\$ -	\$ 700	\$ - 0.0%
100-5530-325	TRAINING & TRAVEL	\$ -	\$ 1,300	\$ 712	\$ 1,300	\$ 1,300	\$ -	\$ 1,300	\$ - 0.0%
100-5530-330	VEHICLE USE REIMBURSEMENT	\$ -	\$ -	\$ 47	\$ 47	\$ -	\$ -	\$ -	\$ - 100.0%
100-5530-335	VEHICLE OPERATING EXPENSE	\$ 166	\$ 500	\$ 172	\$ 500	\$ 500	\$ -	\$ 500	\$ - 0.0%
100-5530-340	OPERATING MATERIALS & SUPPLIES	\$ 175	\$ -	\$ -	\$ -	\$ -	\$ -	\$ -	\$ - 100.0%
100-5530-345	PUBLIC INFORMATION & EDUCATION	\$ 4,200	\$ 4,200	\$ 2,100	\$ 4,200	\$ 4,200	\$ -	\$ 4,200	\$ - 0.0%
100-5530-355	EQUIPMENT EXPENSE	\$ -	\$ -	\$ -	\$ -	\$ 5,050	\$ (4,800)	\$ 250	\$ 250 100.0%
100-5530-363	COMMUNICATIONS EXPENSE	\$ 25	\$ -	\$ 25	\$ 25	\$ -	\$ -	\$ -	\$ - 100.0%
100-5530-387	RECREATION PROGRAMS EXPENSE	\$ 14,973	\$ 40,000	\$ 7,714	\$ 40,000	\$ 40,000	\$ -	\$ 40,000	\$ - 0.0%
	<b>Operating Exp Total</b>	<b>\$ 19,946</b>	<b>\$ 46,975</b>	<b>\$ 11,646</b>	<b>\$ 47,047</b>	<b>\$ 52,025</b>	<b>\$ (4,800)</b>	<b>\$ 47,225</b>	<b>\$ 250 0.5%</b>
100-5530-570	IT OPERATING ISF ALLOCATION	\$ 13,345	\$ 15,680	\$ 7,840	\$ 15,680	\$ 16,690	\$ 1,515	\$ 18,205	\$ 2,525 16.1%
100-5530-572	INSURANCE ISF ALLOCATION	\$ 6,795	\$ 6,980	\$ 3,490	\$ 6,980	\$ 7,155	\$ -	\$ 7,155	\$ 175 2.5%
100-5530-573	IT CAPITAL ISF ALLOCATION	\$ 820	\$ 825	\$ 413	\$ 825	\$ 775	\$ -	\$ 775	\$ (50) -6.1%
	<b>Fixed Charges Total</b>	<b>\$ 20,960</b>	<b>\$ 23,485</b>	<b>\$ 11,743</b>	<b>\$ 23,485</b>	<b>\$ 24,620</b>	<b>\$ 1,515</b>	<b>\$ 26,135</b>	<b>\$ 2,650 11.3%</b>
	<b>Recreation &amp; Leisure Total</b>	<b>\$ 266,274</b>	<b>\$ 345,770</b>	<b>\$ 147,200</b>	<b>\$ 341,109</b>	<b>\$ 384,605</b>	<b>\$ (3,285)</b>	<b>\$ 381,320</b>	<b>\$ 35,550 10.3%</b>
100-5570-110	SALARIES & WAGES - CABLE	\$ -	\$ -	\$ -	\$ -	\$ 243,768	\$ -	\$ 243,768	\$ 243,768 100.0%
100-5570-120	PT/LTE/SEASONAL WAGES	\$ -	\$ -	\$ -	\$ -	\$ 8,338	\$ 80	\$ 8,418	\$ 8,418 100.0%
100-5570-131	FICA	\$ -	\$ -	\$ -	\$ -	\$ 19,327	\$ 6	\$ 19,333	\$ 19,333 100.0%
100-5570-132	WRS	\$ -	\$ -	\$ -	\$ -	\$ 16,613	\$ -	\$ 16,613	\$ 16,613 100.0%
100-5570-135	LONGEVITY	\$ -	\$ -	\$ -	\$ -	\$ 540	\$ -	\$ 540	\$ 540 100.0%
100-5570-160	HEALTH INS	\$ -	\$ -	\$ -	\$ -	\$ 62,885	\$ -	\$ 62,885	\$ 62,885 100.0%
100-5570-161	LIFE INS	\$ -	\$ -	\$ -	\$ -	\$ 580	\$ -	\$ 580	\$ 580 100.0%
100-5570-162	DISABILITY INS	\$ -	\$ -	\$ -	\$ -	\$ 1,149	\$ -	\$ 1,149	\$ 1,149 100.0%
100-5570-163	DENTAL INS	\$ -	\$ -	\$ -	\$ -	\$ 3,994	\$ -	\$ 3,994	\$ 3,994 100.0%
	<b>Personnel Costs Total</b>	<b>\$ -</b>	<b>\$ -</b>	<b>\$ -</b>	<b>\$ -</b>	<b>\$ 357,194</b>	<b>\$ 86</b>	<b>\$ 357,280</b>	<b>\$ 357,280 100.0%</b>
100-5570-240	REPAIRS & MAINT - BY OTHERS	\$ -	\$ -	\$ -	\$ -	\$ 3,000	\$ -	\$ 3,000	\$ 3,000 100.0%
100-5570-245	COMPUTER RELATED REP & MAINT	\$ -	\$ -	\$ -	\$ -	\$ 10,290	\$ -	\$ 10,290	\$ 10,290 100.0%
100-5570-290	OTHER CONTRACTUAL SERVICES	\$ -	\$ -	\$ -	\$ -	\$ 1,130	\$ -	\$ 1,130	\$ 1,130 100.0%
	<b>Contractual Services Total</b>	<b>\$ -</b>	<b>\$ -</b>	<b>\$ -</b>	<b>\$ -</b>	<b>\$ 14,420</b>	<b>\$ -</b>	<b>\$ 14,420</b>	<b>\$ 14,420 100.0%</b>
100-5570-310	OFFICE SUPPLIES & POSTAGE	\$ -	\$ -	\$ -	\$ -	\$ 300	\$ -	\$ 300	\$ 300 100.0%
100-5570-320	PUBLICATIONS, DUES & SUBSCRIPT	\$ -	\$ -	\$ -	\$ -	\$ 755	\$ -	\$ 755	\$ 755 100.0%
100-5570-325	TRAINING & TRAVEL	\$ -	\$ -	\$ -	\$ -	\$ 3,500	\$ -	\$ 3,500	\$ 3,500 100.0%
100-5570-330	VEHICLE USE REIMBURSEMENT	\$ -	\$ -	\$ -	\$ -	\$ 100	\$ -	\$ 100	\$ 100 100.0%
100-5570-335	VEHICLE EXPENSE	\$ -	\$ -	\$ -	\$ -	\$ 2,500	\$ -	\$ 2,500	\$ 2,500 100.0%
100-5570-340	OPERATING MATERIALS & SUPPLIES	\$ -	\$ -	\$ -	\$ -	\$ 9,348	\$ -	\$ 9,348	\$ 9,348 100.0%
100-5570-345	PUBLIC INFORMATION & EDUCATION	\$ -	\$ -	\$ -	\$ -	\$ 1,000	\$ -	\$ 1,000	\$ 1,000 100.0%
100-5570-350	REPAIRS & MAINT SUPPLIES	\$ -	\$ -	\$ -	\$ -	\$ 3,000	\$ -	\$ 3,000	\$ 3,000 100.0%
100-5570-355	EQUIPMENT EXPENSE	\$ -	\$ -	\$ -	\$ -	\$ 10,000	\$ (10,000)	\$ -	\$ - 100.0%
100-5570-397	GASOLINE/DIESEL FUEL	\$ -	\$ -	\$ -	\$ -	\$ 875	\$ -	\$ 875	\$ 875 100.0%
	<b>Operating Exp Total</b>	<b>\$ -</b>	<b>\$ -</b>	<b>\$ -</b>	<b>\$ -</b>	<b>\$ 31,378</b>	<b>\$ (10,000)</b>	<b>\$ 21,378</b>	<b>\$ 21,378 100.0%</b>
100-5570-570	IT OPERATING ISF ALLOCATION	\$ -	\$ -	\$ -	\$ -	\$ 25,580	\$ 2,455	\$ 28,035	\$ 28,035 100.0%
100-5570-572	INSURANCE ISF ALLOCATION	\$ -	\$ -	\$ -	\$ -	\$ 9,515	\$ -	\$ 9,515	\$ 9,515 100.0%
100-5570-573	IT CAPITAL ISF ALLOCATION	\$ -	\$ -	\$ -	\$ -	\$ 9,475	\$ -	\$ 9,475	\$ 9,475 100.0%
	<b>Fixed Charges Total</b>	<b>\$ -</b>	<b>\$ -</b>	<b>\$ -</b>	<b>\$ -</b>	<b>\$ 44,570</b>	<b>\$ 2,455</b>	<b>\$ 47,025</b>	<b>\$ 47,025 100.0%</b>
	<b>FACTv Total</b>	<b>\$ -</b>	<b>\$ -</b>	<b>\$ -</b>	<b>\$ -</b>	<b>\$ 447</b>			

City of Fitchburg  
 General Fund #100  
 2023 Operating Budget

Acct #	Account Name	2021 Actual	2022 Adopted Budget	06/2022 YTD Actual	2022 Estimate	2023 Budget Request	Revisions Thru Adoption	2023 Adopted Budget	Budget Change
100-5630-110	SALARIES & WAGES - PLANNING	\$ 243,690	\$ 259,414	\$ 96,620	\$ 213,212	\$ 261,119	\$ -	\$ 261,119	\$ 1,705 0.7%
100-5630-115	OVERTIME	\$ 224	\$ 6,014	\$ 1,002	\$ 5,759	\$ 6,104	\$ -	\$ 6,104	\$ 90 1.5%
100-5630-120	PT/LTE/SEASONAL WAGES	\$ 4,565	\$ 8,580	\$ -	\$ 8,580	\$ 11,675	\$ -	\$ 11,675	\$ 3,095 36.1%
100-5630-131	FICA	\$ 18,925	\$ 20,993	\$ 7,399	\$ 17,439	\$ 21,336	\$ -	\$ 21,336	\$ 343 1.6%
100-5630-132	WRS	\$ 15,766	\$ 17,279	\$ 6,186	\$ 14,259	\$ 18,171	\$ -	\$ 18,171	\$ 892 5.2%
100-5630-135	LONGEVITY	\$ 360	\$ 405	\$ 81	\$ 405	\$ -	\$ -	\$ -	\$ (405) -100.0%
100-5630-140	PER DIEMS - COMMISSIONS & BDS	\$ 2,175	\$ 4,090	\$ -	\$ 2,500	\$ 4,090	\$ -	\$ 4,090	\$ 0.0%
100-5630-160	HEALTH INS	\$ 33,635	\$ 36,214	\$ 10,155	\$ 27,429	\$ 17,048	\$ -	\$ 17,048	\$ (19,166) -52.9%
100-5630-161	LIFE INS	\$ 202	\$ 903	\$ 168	\$ 326	\$ 406	\$ -	\$ 406	\$ (497) -55.0%
100-5630-162	DISABILITY INS	\$ -	\$ 1,069	\$ -	\$ -	\$ 1,065	\$ -	\$ 1,065	\$ (4) -0.4%
100-5630-163	DENTAL INS	\$ 2,081	\$ 2,296	\$ 573	\$ 1,552	\$ 964	\$ -	\$ 964	\$ (1,332) -58.0%
	<b>Personnel Costs Total</b>	<b>\$ 321,623</b>	<b>\$ 357,257</b>	<b>\$ 122,921</b>	<b>\$ 291,461</b>	<b>\$ 341,978</b>	<b>\$ -</b>	<b>\$ 341,978</b>	<b>\$ (15,279) -4.3%</b>
100-5630-210	PROFESSIONAL SERVICES	\$ -	\$ 4,200	\$ -	\$ 4,200	\$ 4,200	\$ -	\$ 4,200	\$ 0.0%
100-5630-250	PUBLIC NOTICES/ADS	\$ 3,615	\$ 4,300	\$ 1,807	\$ 3,900	\$ 4,300	\$ -	\$ 4,300	\$ 0.0%
100-5630-290	OTHER CONTRACTUAL SERVICES	\$ -	\$ -	\$ 2,000	\$ 2,000	\$ -	\$ -	\$ -	\$ 100.0%
	<b>Contractual Services Total</b>	<b>\$ 3,615</b>	<b>\$ 8,500</b>	<b>\$ 3,807</b>	<b>\$ 10,100</b>	<b>\$ 8,500</b>	<b>\$ -</b>	<b>\$ 8,500</b>	<b>\$ 0.0%</b>
100-5630-310	OFFICE SUPPLIES & POSTAGE	\$ 1,790	\$ 1,600	\$ 286	\$ 950	\$ 1,600	\$ -	\$ 1,600	\$ 0.0%
100-5630-320	PUBLICATIONS, DUES & SUBSCRIPT	\$ 1,066	\$ 1,995	\$ 403	\$ 1,900	\$ 2,285	\$ -	\$ 2,285	\$ 290 14.5%
100-5630-325	TRAINING & TRAVEL	\$ 300	\$ 6,800	\$ -	\$ 3,500	\$ 7,030	\$ -	\$ 7,030	\$ 230 3.4%
100-5630-330	VEHICLE USE REIMBURSEMENT	\$ -	\$ 855	\$ -	\$ 450	\$ 930	\$ -	\$ 930	\$ 75 8.8%
100-5630-340	OPERATING MATERIALS & SUPPLIES	\$ -	\$ 250	\$ -	\$ 200	\$ 250	\$ -	\$ 250	\$ 0.0%
100-5630-345	PUBLIC INFORMATION & EDUCATION	\$ -	\$ 400	\$ -	\$ 150	\$ 400	\$ -	\$ 400	\$ 0.0%
	<b>Operating Exp Total</b>	<b>\$ 3,156</b>	<b>\$ 11,900</b>	<b>\$ 689</b>	<b>\$ 7,150</b>	<b>\$ 12,495</b>	<b>\$ -</b>	<b>\$ 12,495</b>	<b>\$ 595 5.0%</b>
100-5630-570	IT OPERATING ISF ALLOCATION	\$ 15,780	\$ 22,810	\$ 11,405	\$ 22,810	\$ 25,205	\$ 1,975	\$ 27,180	\$ 4,370 19.2%
100-5630-572	INSURANCE ISF ALLOCATION	\$ 2,495	\$ 2,830	\$ 1,415	\$ 2,830	\$ 2,775	\$ -	\$ 2,775	\$ (55) -1.9%
100-5630-573	IT CAPITAL ISF ALLOCATION	\$ 1,090	\$ 1,100	\$ 550	\$ 1,100	\$ 1,035	\$ -	\$ 1,035	\$ (65) -5.9%
	<b>Fixed Charges Total</b>	<b>\$ 19,365</b>	<b>\$ 26,740</b>	<b>\$ 13,370</b>	<b>\$ 26,740</b>	<b>\$ 29,015</b>	<b>\$ 1,975</b>	<b>\$ 30,990</b>	<b>\$ 4,250 15.9%</b>
	<b>Zoning &amp; Planning Total</b>	<b>\$ 347,759</b>	<b>\$ 404,397</b>	<b>\$ 140,787</b>	<b>\$ 335,451</b>	<b>\$ 391,988</b>	<b>\$ 1,975</b>	<b>\$ 393,963</b>	<b>\$ (10,434) -2.6%</b>
100-5670-110	SALARIES & WAGES - EDC	\$ 193,306	\$ 211,450	\$ 97,214	\$ 211,450	\$ 222,163	\$ -	\$ 222,163	\$ 10,713 5.1%
100-5670-131	FICA	\$ 13,888	\$ 16,348	\$ 7,188	\$ 16,348	\$ 17,174	\$ -	\$ 17,174	\$ 826 5.1%
100-5670-132	WRS	\$ 12,991	\$ 13,890	\$ 6,456	\$ 13,890	\$ 15,266	\$ -	\$ 15,266	\$ 1,376 9.9%
100-5670-135	LONGEVITY	\$ 2,160	\$ 2,250	\$ 2,250	\$ 2,250	\$ 2,340	\$ -	\$ 2,340	\$ 90 4.0%
100-5670-140	PER DIEMS - ECON DEV COMM	\$ 280	\$ 1,080	\$ -	\$ 1,080	\$ 1,080	\$ -	\$ 1,080	\$ 0.0%
100-5670-160	HEALTH INS	\$ 26,042	\$ 28,084	\$ 15,068	\$ 28,084	\$ 29,486	\$ -	\$ 29,486	\$ 1,402 5.0%
100-5670-161	LIFE INS	\$ 1,004	\$ 1,152	\$ 612	\$ 1,152	\$ 1,320	\$ -	\$ 1,320	\$ 168 14.6%
100-5670-162	DISABILITY INS	\$ -	\$ 800	\$ -	\$ -	\$ 800	\$ -	\$ 800	\$ 0.0%
100-5670-163	DENTAL INS	\$ 1,652	\$ 1,813	\$ 928	\$ 1,727	\$ 1,813	\$ -	\$ 1,813	\$ 0.0%
	<b>Personnel Costs Total</b>	<b>\$ 251,323</b>	<b>\$ 276,867</b>	<b>\$ 129,716</b>	<b>\$ 275,981</b>	<b>\$ 291,442</b>	<b>\$ -</b>	<b>\$ 291,442</b>	<b>\$ 14,575 5.3%</b>
100-5670-245	COMPUTER RELATED REP & MAINT	\$ 840	\$ 840	\$ 960	\$ 960	\$ 960	\$ -	\$ 960	\$ 120 14.3%
	<b>Contractual Services Total</b>	<b>\$ 840</b>	<b>\$ 840</b>	<b>\$ 960</b>	<b>\$ 960</b>	<b>\$ 960</b>	<b>\$ -</b>	<b>\$ 960</b>	<b>\$ 120 14.3%</b>
100-5670-310	OFFICE SUPPLIES & POSTAGE	\$ 164	\$ 1,350	\$ 85	\$ 1,350	\$ 1,350	\$ -	\$ 1,350	\$ 0.0%
100-5670-320	PUBLICATIONS, DUES & SUBSCRIPT	\$ 923	\$ 1,875	\$ 1,296	\$ 1,935	\$ 1,935	\$ -	\$ 1,935	\$ 60 3.2%
100-5670-325	TRAINING & TRAVEL	\$ 98	\$ 1,475	\$ 469	\$ 1,475	\$ 1,290	\$ -	\$ 1,290	\$ (185) -12.5%
100-5670-330	VEHICLE USE REIMBURSEMENT	\$ -	\$ 660	\$ 105	\$ 660	\$ 720	\$ -	\$ 720	\$ 60 9.1%
100-5670-340	OPERATING MATERIALS & SUPPLIES	\$ -	\$ 500	\$ -	\$ 500	\$ 500	\$ -	\$ 500	\$ 0.0%
100-5670-345	PUBLIC INFORMATION & EDUCATION	\$ -	\$ 525	\$ 247	\$ 525	\$ 525	\$ -	\$ 525	\$ 0.0%
100-5670-355	EQUIPMENT EXPENSE	\$ 4,710	\$ -	\$ -	\$ -	\$ -	\$ -	\$ -	\$ 100.0%
100-5670-363	COMMUNICATIONS EXPENSE	\$ 385	\$ 325	\$ -	\$ 325	\$ 325	\$ -	\$ 325	\$ 0.0%
	<b>Operating Exp Total</b>	<b>\$ 6,280</b>	<b>\$ 6,710</b>	<b>\$ 2,202</b>	<b>\$ 6,770</b>	<b>\$ 6,645</b>	<b>\$ -</b>	<b>\$ 6,645</b>	<b>\$ (65) -1.0%</b>
100-5670-570	IT OPERATING ISF ALLOCATION	\$ 7,450	\$ 13,175	\$ 6,588	\$ 13,175	\$ 14,925	\$ 990	\$ 15,915	\$ 2,740 20.8%
100-5670-572	INSURANCE ISF ALLOCATION	\$ 7,675	\$ 7,990	\$ 3,995	\$ 7,990	\$ 7,745	\$ -	\$ 7,745	\$ (245) -3.1%
100-5670-573	IT CAPITAL ISF ALLOCATION	\$ 545	\$ 550	\$ 275	\$ 550	\$ 515	\$ -	\$ 515	\$ (35) -6.4%
	<b>Fixed Charges Total</b>	<b>\$ 15,670</b>	<b>\$ 21,715</b>	<b>\$ 10,858</b>	<b>\$ 21,715</b>	<b>\$ 23,185</b>	<b>\$ 990</b>	<b>\$ 24,175</b>	<b>\$ 2,460 11.3%</b>
	<b>Economic Development Total</b>	<b>\$ 274,113</b>	<b>\$ 306,132</b>	<b>\$ 143,736</b>	<b>\$ 305,426</b>	<b>\$ 322,232</b>	<b>\$ 990</b>	<b>\$ 323,222</b>	<b>\$ 17,090 5.6%</b>
100-5920-951	TRANSFER TO CAP PROJ - EQUIP	\$ 13,905	\$ 373,250	\$ 6,627	\$ 373,250	\$ 2,318,000	\$ (1,247,151)	\$ 1,070,849	\$ 697,599 186.9%
100-5920-954	OTHER TRANS TO FUND 400	\$ 424,618	\$ 167,516	\$ 167,516	\$ 167,516	\$ -	\$ -	\$ -	\$ (167,516) -100.0%
	<b>Miscellaneous Costs Total</b>	<b>\$ 438,523</b>	<b>\$ 540,766</b>	<b>\$ 6,627</b>	<b>\$ 540,766</b>	<b>\$ 2,318,000</b>	<b>\$ (1,247,151)</b>	<b>\$ 1,070,849</b>	<b>\$ 530,083 98.0%</b>
	<b>Transfers to Other Funds Total</b>	<b>\$ 438,523</b>	<b>\$ 540,766</b>	<b>\$ 6,627</b>	<b>\$ 540,766</b>	<b>\$ 2,318,000</b>	<b>\$ (1,247,151)</b>	<b>\$ 1,070,849</b>	<b>\$ 530,083 98.0%</b>
	<b>Grand Total</b>	<b>\$ 21,573,920</b>	<b>\$ 24,494,311</b>	<b>\$ 11,069,115</b>	<b>\$ 23,860,248</b>	<b>\$ 27,695,147</b>	<b>\$ (674,588)</b>	<b>\$ 27,020,559</b>	<b>\$ 2,526,248 10.3%</b>
	<b>Net Surplus/(Deficit)</b>	<b>\$ 871,355</b>	<b>\$ (648,416)</b>	<b>\$ 10,674,990</b>	<b>\$ 981,476</b>	<b>\$ (2,425,650)</b>	<b>\$ 1,247,151</b>	<b>\$ (1,178,499)</b>	<b>\$ (530,083)</b>

City of Fitchburg  
Grant/Donation Fund #200  
2023 Operating Budget

Acct #	Account Name	2021 Actual	2022 Adopted Budget	06/2022 YTD Actual	2022 Estimate	2023 Budget Request	Revisions Thru Adoption	2023 Adopted Budget	Budget Change	
5460 200-4325-460	FEDERAL GRANT COVID	\$ -	\$ -	\$ -	\$ -	\$ -	\$ -	\$ -	\$ -	100.0%
2198 200-4322-198	FEDERAL GRANT SPECIFIC PROJ PD	\$ -	\$ -	\$ -	\$ 94,198	\$ -	\$ -	\$ -	\$ -	100.0%
2199 200-4322-199	FEDERAL GRANT GENERAL PD	\$ 27,921	\$ -	\$ 1,862	\$ 1,862	\$ -	\$ -	\$ -	\$ -	100.0%
2299 200-4322-299	FEDERAL GRANT MISC FD	\$ -	\$ -	\$ -	\$ -	\$ -	\$ -	\$ -	\$ -	100.0%
5631 200-4325-631	FEDERAL GRANT PLANNING	\$ -	\$ -	\$ -	\$ -	\$ -	\$ -	\$ -	\$ -	100.0%
1999 200-4351-999	STATE GRANT GENERAL GOVT	\$ 1,000	\$ -	\$ -	\$ -	\$ -	\$ -	\$ -	\$ -	100.0%
2199 200-4352-199	STATE GRANT GENERAL PD	\$ -	\$ -	\$ -	\$ -	\$ -	\$ -	\$ -	\$ -	100.0%
5403 200-4375-403	COUNTY GRANT SENIOR NUTRITION	\$ 4,085	\$ -	\$ 5,456	\$ 7,000	\$ -	\$ -	\$ -	\$ -	100.0%
	<b>Subtotal Intergovernmental Aid</b>	\$ 33,006	\$ -	\$ 7,318	\$ 103,060	\$ -	\$ -	\$ -	\$ -	
1999 200-4851-999	PRIVATE DONATIONS GEN GOVT	\$ -	\$ -	\$ 970	\$ 1,000	\$ -	\$ -	\$ -	\$ -	100.0%
2101 200-4852-101	PRIVATE DONATIONS K9 UNIT	\$ 2,124	\$ -	\$ -	\$ -	\$ -	\$ -	\$ -	\$ -	100.0%
2199 200-4852-199	PRIVATE DONATIONS MISC PD	\$ -	\$ -	\$ -	\$ -	\$ -	\$ -	\$ -	\$ -	100.0%
2299 200-4852-299	PRIVATE DONATIONS MISC FD	\$ 16,675	\$ -	\$ -	\$ -	\$ -	\$ -	\$ -	\$ -	100.0%
5403 200-4855-403	DONATIONS SENIOR NUTRITION	\$ 3,415	\$ -	\$ -	\$ -	\$ -	\$ -	\$ -	\$ -	100.0%
5410 200-4855-410	SR CTR- MEMORIALS	\$ 4,642	\$ 2,000	\$ 2,725	\$ 3,000	\$ 3,000	\$ -	\$ 3,000	\$ 1,000	50.0%
5411 200-4855-411	SR CTR- LEGACY FUND	\$ 19,500	\$ 2,000	\$ 6,000	\$ 7,000	\$ 70,000	\$ -	\$ 70,000	\$ 68,000	3400.0%
5420 200-4855-420	SR CTR-ENERGY/CORD CUT SAVINGS	\$ -	\$ -	\$ -	\$ -	\$ -	\$ -	\$ -	\$ -	100.0%
5440 200-4855-440	SR CTR-DONATIONS MISC	\$ 1,662	\$ -	\$ 1,261	\$ 1,500	\$ 1,500	\$ -	\$ 1,500	\$ 1,500	100.0%
5450 200-4855-450	SR CTR-DONATIONS VOLUNTEER RN	\$ 304	\$ -	\$ -	\$ -	\$ -	\$ -	\$ -	\$ -	100.0%
5460 200-4855-460	SR CTR-DONATIONS COVID19	\$ -	\$ -	\$ -	\$ -	\$ -	\$ -	\$ -	\$ -	100.0%
5510 200-4855-510	PRIVATE DONATIONS GEN LIBRARY	\$ 16,828	\$ -	\$ -	\$ -	\$ -	\$ -	\$ -	\$ -	100.0%
5520 200-4855-520	RECREATION SCHOLARSHIPS	\$ 247	\$ -	\$ 109	\$ 146	\$ -	\$ -	\$ -	\$ -	100.0%
5521 200-4855-521	DONATIONS PARKS SPECIFIC PROJ	\$ 10,341	\$ -	\$ 8,529	\$ 8,529	\$ -	\$ -	\$ -	\$ -	100.0%
5524 200-4855-524	DONATIONS DOG PARK	\$ 250	\$ -	\$ -	\$ -	\$ -	\$ -	\$ -	\$ -	100.0%
5525 200-4855-525	DONATIONS SPLASH PAD	\$ -	\$ -	\$ -	\$ -	\$ -	\$ -	\$ -	\$ -	100.0%
5671 200-4855-671	DONATIONS - ECON DEV	\$ -	\$ -	\$ -	\$ -	\$ -	\$ -	\$ -	\$ -	100.0%
2101 200-4882-101	SALE OF K9 MERCHANDISE	\$ -	\$ -	\$ -	\$ -	\$ -	\$ -	\$ -	\$ -	100.0%
	<b>Miscellaneous Revenues Total</b>	\$ 75,988	\$ 4,000	\$ 19,594	\$ 21,175	\$ 74,500	\$ -	\$ 74,500	\$ 70,500	1762.5%
5520 200-4925-520	SCHOLARSHIPS- TRX FROM F400	\$ 10,724	\$ -	\$ -	\$ -	\$ -	\$ -	\$ -	\$ -	100.0%
5522 200-4925-522	PARK GENERAL-TRX FROM F400	\$ -	\$ -	\$ -	\$ -	\$ -	\$ -	\$ -	\$ -	100.0%
5523 200-4925-523	PARK SAVE AN ASH-TRX FROM F400	\$ -	\$ -	\$ -	\$ -	\$ -	\$ -	\$ -	\$ -	100.0%
5411 200-4985-411	SR GEN - TRX FR OTHER PROJ	\$ -	\$ -	\$ -	\$ -	\$ -	\$ -	\$ -	\$ -	100.0%
5440 200-4985-440	SR GEN - TRX FR OTHER PROJ	\$ -	\$ -	\$ -	\$ -	\$ -	\$ -	\$ -	\$ -	100.0%
	<b>Other Financing Sources Total</b>	\$ 10,724	\$ -	\$ -	\$ -	\$ -	\$ -	\$ -	\$ -	100.0%
	<b>Total Revenues</b>	\$ 119,717	\$ 4,000	\$ 26,911	\$ 124,235	\$ 74,500	\$ -	\$ 74,500	\$ 70,500	1762.5%

Acct #	Account Name	2021 Actual	2022 Adopted Budget	06/2022 YTD Actual	2022 Estimate	2023 Budget Request	Revisions Thru Adoption	2023 Adopted Budget	Budget Change	
2101 200-5212-101	K9 MERCHANDISE FOR RESALE	\$ -	\$ -	\$ -	\$ -	\$ -	\$ -	\$ -	\$ -	100.0%
2199 200-5212-199	MISC PD GRANT/DONATION EXP	\$ 27,446	\$ -	\$ 906	\$ 1,000	\$ -	\$ -	\$ -	\$ -	100.0%
2299 200-5212-299	MISC FD GRANT/DONATION EXP	\$ -	\$ -	\$ 13,325	\$ 13,325	\$ -	\$ -	\$ -	\$ -	100.0%
5401 200-5465-401	SR CENTER AMP EXP	\$ -	\$ -	\$ -	\$ -	\$ -	\$ -	\$ -	\$ -	100.0%
5403 200-5465-403	SENIOR NUTRITION	\$ 4,086	\$ -	\$ 3,252	\$ 3,300	\$ 1,000	\$ -	\$ 1,000	\$ 1,000	100.0%
5510 200-5515-510	GENERAL LIBRARY GRANTS/DONATE	\$ 18,777	\$ -	\$ 4,000	\$ 4,000	\$ -	\$ -	\$ -	\$ -	100.0%
1999 200-5711-999	MISC GEN GOVT GRANT/DON	\$ 1,000	\$ -	\$ 955	\$ 1,000	\$ -	\$ -	\$ -	\$ -	100.0%
2101 200-5722-101	K9 UNIT EXP	\$ 4,007	\$ 3,000	\$ 75	\$ 3,000	\$ 3,000	\$ -	\$ 3,000	\$ -	0.0%
5410 200-5745-410	SR CTR-MEMORIALS	\$ 3,555	\$ 4,000	\$ 1,953	\$ 2,000	\$ 2,000	\$ -	\$ 2,000	\$ (2,000)	-50.0%
5411 200-5745-411	SR CTR-LEGACY FUNDS	\$ 4,537	\$ 3,000	\$ 572	\$ 3,000	\$ 60,000	\$ -	\$ 60,000	\$ 57,000	1900.0%
5420 200-5745-420	SR CTR-ENERGY/CORD CUT SAVINGS	\$ -	\$ -	\$ -	\$ -	\$ -	\$ -	\$ -	\$ -	100.0%
5430 200-5745-430	SR CTR-DEMENTIA FRIENDLY	\$ -	\$ -	\$ -	\$ -	\$ -	\$ -	\$ -	\$ -	100.0%
5440 200-5745-440	SR CTR-DONATIONS MISC	\$ 1,099	\$ 5,000	\$ 3,148	\$ 7,500	\$ 2,500	\$ -	\$ 2,500	\$ (2,500)	-50.0%
5450 200-5745-450	SR CTR-VOLUNTEER RN	\$ -	\$ -	\$ -	\$ -	\$ -	\$ -	\$ -	\$ -	100.0%
5460 200-5745-460	SR CTR-COVID19	\$ -	\$ -	\$ -	\$ -	\$ -	\$ -	\$ -	\$ -	100.0%
5520 200-5765-520	RECREATION SCHOLARSHIP EXP	\$ -	\$ 1,000	\$ -	\$ -	\$ -	\$ -	\$ -	\$ (1,000)	-100.0%
5521 200-5765-521	PARKS SPECIFIC PROJECTS	\$ 9,030	\$ 4,500	\$ 7,229	\$ 7,229	\$ -	\$ -	\$ -	\$ (4,500)	-100.0%
5522 200-5765-522	PARKS DONATIONS GENERAL	\$ 225	\$ 2,900	\$ 1,547	\$ 3,000	\$ -	\$ -	\$ -	\$ (2,900)	-100.0%
5523 200-5765-523	PARKS - SAVE AN ASH PRGM	\$ -	\$ -	\$ -	\$ -	\$ -	\$ -	\$ -	\$ -	100.0%
5631 200-5775-631	MISC PLANNING	\$ -	\$ -	\$ -	\$ -	\$ -	\$ -	\$ -	\$ -	100.0%
5671 200-5775-671	MISC ECON DEV	\$ -	\$ -	\$ -	\$ -	\$ -	\$ -	\$ -	\$ -	100.0%
5410 200-5985-410	SR CENTER MEMORIALS TRX OUT	\$ -	\$ -	\$ 10,000	\$ 10,000	\$ -	\$ -	\$ -	\$ -	100.0%
5440 200-5985-440	SR CENTER GEN TRX OUT	\$ -	\$ -	\$ -	\$ -	\$ -	\$ -	\$ -	\$ -	100.0%
5410 200-5995-410	SR CENTER MEM INTERPRJ TRX	\$ -	\$ -	\$ -	\$ -	\$ -	\$ -	\$ -	\$ -	100.0%
	<b>Total Expenditures</b>	\$ 73,761	\$ 23,400	\$ 46,962	\$ 58,354	\$ 68,500	\$ -	\$ 68,500	\$ 45,100	192.7%

<b>Net Surplus/(Deficit)</b>	\$ 45,956	\$ (19,400)	\$ (20,050)	\$ 65,881	\$ 6,000	\$ -	\$ 6,000	\$ 25,400
------------------------------	-----------	-------------	-------------	-----------	----------	------	----------	-----------

Beginning Fund Balance	\$ 97,281	\$ 143,237	\$ 143,237	\$ 143,237	\$ 209,118	\$ 209,118
Annual Activity	\$ 45,956	\$ (19,400)	\$ (20,050)	\$ 65,881	\$ 6,000	\$ 6,000
Estimated Ending Fund Balance	\$ 143,237	\$ 123,837	\$ 123,186	\$ 209,118	\$ 215,118	\$ 215,118

**Ending Fund Balance by Project**

1999 Misc General Government	\$ -	\$ -	\$ 16	\$ -	\$ -	\$ -
2101 Police K9	\$ 15,918	\$ 12,918	\$ 15,843	\$ 12,918	\$ 9,918	\$ 9,918
2198 Police Specific	\$ -	\$ -	\$ -	\$ 94,198	\$ 94,198	\$ 94,198
2199 Police General	\$ 474	\$ 474	\$ 1,430	\$ 1,336	\$ 1,336	\$ 1,336
2299 Fire General	\$ 17,879	\$ 17,879	\$ 4,554	\$ 4,554	\$ 4,554	\$ 4,554
5144 Sustainability General	\$ -	\$ -	\$ -	\$ -	\$ -	\$ -
5401 Senior AMP	\$ 4,487	\$ 4,487	\$ 4,487	\$ 4,487	\$ 4,487	\$ 4,487
5403 Senior Nutrition	\$ 4,341	\$ 4,341	\$ 6,545	\$ 8,041	\$ 7,041	\$ 7,041
5410 Senior Memorials	\$ 14,405	\$ 12,405	\$ 5,177	\$ 5,405	\$ 6,405	\$ 6,405
5411 Senior Legacy Funds	\$ 36,530	\$ 35,530	\$ 41,957	\$ 40,530	\$ 50,530	\$ 50,530
5420 Senior Energy Task Force	\$ 447	\$ 447	\$ 447	\$ 447	\$ 447	\$ 447
5430 Senior Dementia Friendly	\$ 439	\$ 439	\$ 439	\$ 439	\$ 439	\$ 439
5440 Senior General	\$ 9,321	\$ 4,321	\$ 7,433	\$ 3,321	\$ 2,321	\$ 2,321
5450 Senior Volunteer Nurse	\$ 783	\$ 783	\$ 783	\$ 783	\$ 783	\$ 783
5460 Senior COVID	\$ 259	\$ 259	\$ 259	\$ 259	\$ 259	\$ 259
5510 Library General	\$ 4,247	\$ 4,247	\$ 247	\$ 247	\$ 247	\$ 247
5520 Recreation Scholarship	\$ 18,862	\$ 17,862	\$ 18,971	\$ 19,008	\$ 19,008	\$ 19,008
5521 Park Specific	\$ 5,902	\$ 1,402	\$ 7,202	\$ 7,202	\$ 7,202	\$ 7,202
5522 Parks Donation General	\$ 3,195	\$ 295	\$ 1,648	\$ 195	\$ 195	\$ 195
5523 Save an Ash Tree	\$ -	\$ -	\$ -	\$ -	\$ -	\$ -
5524 Dog Park	\$ 4,005	\$ 4,005	\$ 4,005	\$ 4,005	\$ 4,005	\$ 4,005
5525 Splash Pad	\$ 1,744	\$ 1,744	\$ 1,744	\$ 1,744	\$ 1,744	\$ 1,744
5631 Planning General	\$ -	\$ -	\$ -	\$ -	\$ -	\$ -
5671 Economic Development General	\$ -	\$ -	\$ -	\$ -	\$ -	\$ -
	\$ 143,237	\$ 123,837	\$ 123,186	\$ 209,118	\$ 215,118	\$ 215,118

City of Fitchburg  
 Park Dedication Fund #202  
 2023 Operating Budget

Acct #	Account Name	2021 Actual	2022 Adopted Budget	06/2022 YTD Actual	2022 Estimate	2023 Budget Request	Revisions Thru Adoption	2023 Adopted Budget	Budget Change
202-4612-029	FEES IN LIEU-QUARRY VISTA	\$ -	\$ -	\$ -	\$ -	\$ -	\$ -	\$ -	100.0%
202-4612-033	FEES IN LIEU-FAHEY FIELDS	\$ -	\$ -	\$ -	\$ -	\$ -	\$ -	\$ -	100.0%
202-4612-035	FEES IN LIEU-STONER PRAIRIE	\$ -	\$ -	\$ -	\$ -	\$ -	\$ -	\$ -	100.0%
202-4613-100	FEES IN LIEU-PARK DEDICATION	\$ -	\$ -	\$ -	\$ -	\$ -	\$ -	\$ -	100.0%
202-4613-200	FEES IN LIEU-STREET FRONTAGE	\$ -	\$ -	\$ -	\$ -	\$ -	\$ -	\$ -	100.0%
	<b>Subtotal Fees in Lieu</b>	\$ -	\$ -	\$ -	\$ -	\$ -	\$ -	\$ -	100.0%
202-4672-000	PI-AREA COMMUNITY PARKS	\$ -	\$ -	\$ -	\$ -	\$ -	\$ -	\$ -	100.0%
202-4672-007	PI FEES-LACY HEIGHTS/STONER PR	\$ -	\$ -	\$ -	\$ -	\$ -	\$ -	\$ -	100.0%
202-4672-021	PI FEES - TECHNOLOGY CAMPUS	\$ -	\$ -	\$ -	\$ -	\$ -	\$ -	\$ -	100.0%
202-4672-029	PI FEES - QUARRY VISTA	\$ -	\$ -	\$ -	\$ -	\$ -	\$ -	\$ -	100.0%
202-4672-030	PI FEES - PRIMA VISTA CROXTOWN	\$ -	\$ -	\$ -	\$ -	\$ -	\$ -	\$ -	100.0%
202-4672-032	PI FEES - UPTOWN CROSSING	\$ -	\$ -	\$ -	\$ -	\$ -	\$ -	\$ -	100.0%
202-4672-033	PI FEES - FAHEY FIELDS	\$ -	\$ -	\$ -	\$ -	\$ -	\$ -	\$ -	100.0%
	<b>Subtotal Park Improvement Fees</b>	\$ -	\$ -	\$ -	\$ -	\$ -	\$ -	\$ -	100.0%
202-4810-000	INTEREST REVENUES	\$ 1,289	\$ 2,000	\$ 1,092	\$ 2,000	\$ -	\$ -	\$ (2,000)	-100.0%
202-4930-202	FUND BALANCE APPLIED	\$ -	\$ 104,565	\$ -	\$ -	\$ -	\$ -	\$ (104,565)	-100.0%
202-4982-000	Inter Project Transfer In	\$ -	\$ -	\$ -	\$ -	\$ -	\$ -	\$ -	100.0%
	<b>Subtotal Miscellaneous Revenues</b>	\$ 1,289	\$ 106,565	\$ 1,092	\$ 2,000	\$ -	\$ -	\$ (106,565)	-100.0%
	<b>Total Revenues</b>	\$ 1,289	\$ 106,565	\$ 1,092	\$ 2,000	\$ -	\$ -	\$ (106,565)	-100.0%

Acct #	Account Name	2021 Actual	2022 Adopted Budget	06/2022 YTD Actual	2022 Estimate	2023 Budget Request	Revisions Thru Adoption	2023 Adopted Budget	Budget Change
202-5520-000	PARK DEDICATION IMPROVEMENTS	\$ 355,352	\$ -	\$ 29,272	\$ 75,000	\$ -	\$ -	\$ -	100.0%
202-5520-100	IMPROVE FROM ST FRONTAGE FEE	\$ -	\$ -	\$ -	\$ -	\$ -	\$ -	\$ -	100.0%
202-5762-000	PARK IMPROVE-AREA COMMUNITY	\$ 1,750	\$ -	\$ -	\$ -	\$ -	\$ -	\$ -	100.0%
202-5762-002	PARK IMPROVE - SEMINOLE HILLS	\$ -	\$ -	\$ -	\$ -	\$ -	\$ -	\$ -	100.0%
202-5762-003	PARK IMPROVE - JAMESTOWN	\$ -	\$ -	\$ -	\$ -	\$ -	\$ -	\$ -	100.0%
202-5762-007	PI - LACY HEIGHTS	\$ -	\$ -	\$ -	\$ -	\$ -	\$ -	\$ -	100.0%
202-5762-010	PI-NINE SPRGS/FITCHBURG SPR	\$ -	\$ -	\$ -	\$ -	\$ -	\$ -	\$ -	100.0%
202-5762-012	PARK IMPROVE - HATCHERY HILL	\$ -	\$ -	\$ -	\$ -	\$ -	\$ -	\$ -	100.0%
202-5762-016	PARK IMPROVE - HARLAN SPRAGUE	\$ 1,015	\$ -	\$ -	\$ -	\$ -	\$ -	\$ -	100.0%
202-5762-017	PARK IMPROVE - QUARRY HILL	\$ -	\$ 6,550	\$ 2,130	\$ 6,550	\$ -	\$ -	\$ (6,550)	-100.0%
202-5762-018	PARK IMPROVE - SEMINOLE FOREST	\$ -	\$ -	\$ -	\$ -	\$ -	\$ -	\$ -	100.0%
202-5762-020	PARK IMPROVE - SWAN CREEK	\$ -	\$ 8,015	\$ -	\$ 8,015	\$ -	\$ -	\$ (8,015)	-100.0%
202-5762-021	PARK IMPROVE - FITCH TECH CAMP	\$ -	\$ -	\$ -	\$ -	\$ -	\$ -	\$ -	100.0%
202-5762-022	PARK IMPROVE - OAK MEADOW	\$ 1,094	\$ -	\$ -	\$ -	\$ -	\$ -	\$ -	100.0%
202-5762-024	PARK IMPROVE - ORCHARD POINTE	\$ -	\$ -	\$ -	\$ -	\$ -	\$ -	\$ -	100.0%
202-5762-026	PARK IMPROV - PINNACLE PARK	\$ 2,020	\$ -	\$ -	\$ -	\$ -	\$ -	\$ -	100.0%
202-5762-029	PARK IMPROVE - QUARRY VISTA	\$ 990	\$ -	\$ -	\$ -	\$ -	\$ -	\$ -	100.0%
202-5762-032	PARK IMPROVE-UPTOWN CROSSING	\$ -	\$ -	\$ -	\$ -	\$ -	\$ -	\$ -	100.0%
202-5762-033	PARK IMPROVE-FAHEY FIELDS	\$ (11,907)	\$ 90,000	\$ 10,264	\$ 90,000	\$ -	\$ -	\$ (90,000)	-100.0%
202-5762-034	PARK IMPROVE-JAMESTOWN/HUEGEL	\$ -	\$ -	\$ -	\$ -	\$ -	\$ -	\$ -	100.0%
202-5762-035	PI - N STONER PRAIRIE	\$ 2,060	\$ -	\$ -	\$ -	\$ -	\$ -	\$ -	100.0%
202-5992-014	INTERFUND TRANSFER-FB CTR	\$ -	\$ -	\$ -	\$ -	\$ -	\$ -	\$ -	100.0%
202-5992-018	INTERFUND TRANSFER-SEM FOREST	\$ -	\$ -	\$ -	\$ -	\$ -	\$ -	\$ -	100.0%
202-5992-021	INTERFUND TRANSFER-TECH CAMPUS	\$ -	\$ -	\$ -	\$ -	\$ -	\$ -	\$ -	100.0%
202-5992-025	INTERFUND TRANSFER-BRIARWOOD	\$ -	\$ -	\$ -	\$ -	\$ -	\$ -	\$ -	100.0%
202-5992-100	INTERFUND TRANSF-QUARRY VISTA	\$ -	\$ -	\$ -	\$ -	\$ -	\$ -	\$ -	100.0%
	<b>Total Expenditures</b>	\$ 352,374	\$ 104,565	\$ 41,666	\$ 179,565	\$ -	\$ -	\$ (104,565)	-100.0%

**Net Surplus/(Deficit)** \$ (351,085) \$ (102,565) \$ (40,574) \$ (177,565) \$ - \$ - \$ - \$ - \$ 102,565

Beginning Fund Balance	\$ 1,268,667	\$ 917,582	\$ 917,582	\$ 917,582	\$ 740,017	\$ 740,017
Annual Activity	\$ (351,085)	\$ (102,565)	\$ (40,574)	\$ (177,565)	\$ -	\$ -
Estimated Ending Fund Balance	\$ 917,582	\$ 815,017	\$ 877,008	\$ 740,017	\$ 740,017	\$ 740,017

City of Fitchburg  
Park Fee Fund #203 (effective 4/1/18)  
2023 Operating Budget

Acct #	Account Name	2021 Actual	2022 Adopted Budget	06/2022 YTD Actual	2022 Estimate	2023 Budget Request	Revisions Thru Adoption	2023 Adopted Budget	Budget Change	
2005	203-4612-005	\$ -	\$ -	\$ -	\$ -	\$ -	\$ -	\$ -	\$ -	100.0%
2007	203-4612-007	\$ -	\$ -	\$ -	\$ -	\$ -	\$ -	\$ -	\$ -	100.0%
2009	203-4612-009	\$ 679,810	\$ -	\$ -	\$ -	\$ -	\$ -	\$ -	\$ -	100.0%
2010	203-4612-010	\$ -	\$ -	\$ -	\$ -	\$ -	\$ -	\$ -	\$ -	100.0%
2011	203-4612-011	\$ -	\$ -	\$ -	\$ -	\$ -	\$ -	\$ -	\$ -	100.0%
2012	203-4612-012	\$ -	\$ -	\$ -	\$ -	\$ -	\$ -	\$ -	\$ -	100.0%
2013	203-4612-013	\$ 48,741	\$ -	\$ -	\$ -	\$ -	\$ -	\$ -	\$ -	100.0%
2014	203-4612-014	\$ -	\$ -	\$ -	\$ -	\$ -	\$ -	\$ -	\$ -	100.0%
2015	203-4612-015	\$ -	\$ -	\$ -	\$ -	\$ -	\$ -	\$ -	\$ -	100.0%
2017	203-4612-017	\$ -	\$ -	\$ -	\$ 987,240	\$ -	\$ -	\$ -	\$ -	100.0%
2999	203-4612-999	\$ 4,330	\$ -	\$ -	\$ -	\$ -	\$ -	\$ -	\$ -	100.0%
<b>Subtotal Fees in Lieu of Land Dedication</b>		\$ 732,881	\$ -	\$ -	\$ 987,240	\$ 186,080	\$ -	\$ 186,080	\$ 186,080	100.0%
1001	203-4671-001	\$ 62,780	\$ -	\$ 23,870	\$ 23,870	\$ -	\$ -	\$ -	\$ -	100.0%
1002	203-4671-002	\$ -	\$ -	\$ -	\$ -	\$ -	\$ -	\$ -	\$ -	100.0%
1003	203-4671-003	\$ -	\$ -	\$ -	\$ -	\$ -	\$ -	\$ -	\$ -	100.0%
1004	203-4671-004	\$ -	\$ -	\$ -	\$ -	\$ -	\$ -	\$ -	\$ -	100.0%
1005	203-4671-005	\$ -	\$ -	\$ -	\$ -	\$ -	\$ -	\$ -	\$ -	100.0%
1006	203-4671-006	\$ -	\$ -	\$ -	\$ -	\$ -	\$ -	\$ -	\$ -	100.0%
1007	203-4671-007	\$ -	\$ -	\$ -	\$ -	\$ -	\$ -	\$ -	\$ -	100.0%
1008	203-4671-008	\$ 9,760	\$ -	\$ -	\$ -	\$ -	\$ -	\$ -	\$ -	100.0%
1009	203-4671-009	\$ 25,120	\$ -	\$ -	\$ -	\$ -	\$ -	\$ -	\$ -	100.0%
1010	203-4671-010	\$ -	\$ -	\$ -	\$ -	\$ -	\$ -	\$ -	\$ -	100.0%
1011	203-4671-011	\$ -	\$ -	\$ -	\$ -	\$ -	\$ -	\$ -	\$ -	100.0%
1012	203-4671-012	\$ -	\$ -	\$ -	\$ -	\$ 60,970	\$ -	\$ 60,970	\$ 60,970	100.0%
1013	203-4671-013	\$ 20,320	\$ -	\$ -	\$ -	\$ -	\$ -	\$ -	\$ -	100.0%
1014	203-4671-014	\$ -	\$ -	\$ -	\$ -	\$ -	\$ -	\$ -	\$ -	100.0%
1015	203-4671-015	\$ -	\$ -	\$ -	\$ -	\$ -	\$ -	\$ -	\$ -	100.0%
1016	203-4671-016	\$ -	\$ -	\$ 30,240	\$ 30,240	\$ -	\$ -	\$ -	\$ -	100.0%
1017	203-4671-017	\$ -	\$ -	\$ -	\$ 36,480	\$ -	\$ -	\$ -	\$ -	100.0%
1999	203-4671-999	\$ 670	\$ -	\$ -	\$ -	\$ -	\$ -	\$ -	\$ -	100.0%
<b>Subtotal Park Improvement Fees</b>		\$ 118,650	\$ -	\$ 54,110	\$ 90,590	\$ 60,970	\$ -	\$ 60,970	\$ 60,970	100.0%
0000	203-4810-000	\$ -	\$ 2,000	\$ 3,137	\$ 2,000	\$ 2,000	\$ -	\$ 2,000	\$ -	0.0%
1001	203-4811-001	\$ 51	\$ -	\$ -	\$ -	\$ -	\$ -	\$ -	\$ -	100.0%
1002	203-4811-002	\$ 12	\$ -	\$ -	\$ -	\$ -	\$ -	\$ -	\$ -	100.0%
1003	203-4811-003	\$ 19	\$ -	\$ -	\$ -	\$ -	\$ -	\$ -	\$ -	100.0%
1004	203-4811-004	\$ 6	\$ -	\$ -	\$ -	\$ -	\$ -	\$ -	\$ -	100.0%
1005	203-4811-005	\$ 19	\$ -	\$ -	\$ -	\$ -	\$ -	\$ -	\$ -	100.0%
1006	203-4811-006	\$ 29	\$ -	\$ -	\$ -	\$ -	\$ -	\$ -	\$ -	100.0%
1007	203-4811-007	\$ 34	\$ -	\$ -	\$ -	\$ -	\$ -	\$ -	\$ -	100.0%
1008	203-4811-008	\$ 19	\$ -	\$ -	\$ -	\$ -	\$ -	\$ -	\$ -	100.0%
1009	203-4811-009	\$ 3	\$ -	\$ -	\$ -	\$ -	\$ -	\$ -	\$ -	100.0%
1010	203-4811-010	\$ 23	\$ -	\$ -	\$ -	\$ -	\$ -	\$ -	\$ -	100.0%
1011	203-4811-011	\$ 21	\$ -	\$ -	\$ -	\$ -	\$ -	\$ -	\$ -	100.0%
1013	203-4811-013	\$ 18	\$ -	\$ -	\$ -	\$ -	\$ -	\$ -	\$ -	100.0%
1014	203-4811-014	\$ -	\$ -	\$ -	\$ -	\$ -	\$ -	\$ -	\$ -	100.0%
1015	203-4811-015	\$ -	\$ -	\$ -	\$ -	\$ -	\$ -	\$ -	\$ -	100.0%
1016	203-4811-016	\$ -	\$ -	\$ -	\$ -	\$ -	\$ -	\$ -	\$ -	100.0%
1999	203-4811-999	\$ 4	\$ -	\$ -	\$ -	\$ -	\$ -	\$ -	\$ -	100.0%
2005	203-4812-005	\$ 503	\$ -	\$ -	\$ -	\$ -	\$ -	\$ -	\$ -	100.0%
2007	203-4812-007	\$ 153	\$ -	\$ -	\$ -	\$ -	\$ -	\$ -	\$ -	100.0%
2009	203-4812-009	\$ 67	\$ -	\$ -	\$ -	\$ -	\$ -	\$ -	\$ -	100.0%
2010	203-4812-010	\$ 626	\$ -	\$ -	\$ -	\$ -	\$ -	\$ -	\$ -	100.0%
2011	203-4812-011	\$ 432	\$ -	\$ -	\$ -	\$ -	\$ -	\$ -	\$ -	100.0%
2013	203-4812-013	\$ 42	\$ -	\$ -	\$ -	\$ -	\$ -	\$ -	\$ -	100.0%
2014	203-4812-014	\$ -	\$ -	\$ -	\$ -	\$ -	\$ -	\$ -	\$ -	100.0%
2015	203-4812-015	\$ -	\$ -	\$ -	\$ -	\$ -	\$ -	\$ -	\$ -	100.0%
2016	203-4812-016	\$ -	\$ -	\$ -	\$ -	\$ -	\$ -	\$ -	\$ -	100.0%
2017	203-4812-017	\$ -	\$ -	\$ -	\$ -	\$ -	\$ -	\$ -	\$ -	100.0%
2999	203-4812-999	\$ 25	\$ -	\$ -	\$ -	\$ -	\$ -	\$ -	\$ -	100.0%
<b>Subtotal Miscellaneous Revenues</b>		\$ 2,104	\$ 2,000	\$ 3,137	\$ 2,000	\$ 2,000	\$ -	\$ 2,000	\$ -	0.0%
0203	203-4930-203	\$ -	\$ -	\$ -	\$ -	\$ 475,000	\$ -	\$ 475,000	\$ 475,000	100.0%
<b>Subtotal Fund Balance Applied</b>		\$ -	\$ -	\$ -	\$ -	\$ 475,000	\$ -	\$ 475,000	\$ 475,000	100.0%
<b>Total Revenues</b>		\$ 853,635	\$ 2,000	\$ 57,247	\$ 1,079,830	\$ 724,050	\$ -	\$ 724,050	\$ 722,050	36102.5%
Acct #	Account Name	2021 Actual	2022 Adopted Budget	06/2022 YTD Actual	2022 Estimate	2023 Budget Request	Revisions Thru Adoption	2023 Adopted Budget	Budget Change	
1001	203-5761-001	\$ 1,800	\$ -	\$ -	\$ -	\$ 35,000	\$ -	\$ 35,000	\$ 35,000	100.0%
1007	203-5761-007	\$ -	\$ -	\$ -	\$ -	\$ 30,660	\$ -	\$ 30,660	\$ 30,660	100.0%
1010	203-5761-010	\$ -	\$ 5,000	\$ -	\$ -	\$ -	\$ -	\$ -	\$ (5,000)	-100.0%
1012	203-5761-012	\$ -	\$ -	\$ -	\$ -	\$ 60,970	\$ -	\$ 60,970	\$ 60,970	100.0%
<b>Subtotal Park Improvement Fee Exp</b>		\$ 1,800	\$ 5,000	\$ -	\$ -	\$ 126,630	\$ -	\$ 126,630	\$ 121,630	2432.6%
2007	203-5762-007	\$ -	\$ -	\$ 12,558	\$ 16,200	\$ 122,290	\$ -	\$ 122,290	\$ 122,290	100.0%
2009	203-5762-009	\$ 6,590	\$ -	\$ 29,614	\$ 29,614	\$ -	\$ -	\$ -	\$ -	100.0%
2010	203-5762-010	\$ -	\$ 19,500	\$ 17,387	\$ 17,387	\$ -	\$ -	\$ -	\$ (19,500)	-100.0%
2011	203-5762-011	\$ -	\$ -	\$ 31,484	\$ 31,484	\$ -	\$ -	\$ -	\$ -	100.0%
2012	203-5762-012	\$ -	\$ -	\$ -	\$ -	\$ 186,080	\$ -	\$ 186,080	\$ 186,080	100.0%
2017	203-5762-017	\$ -	\$ -	\$ -	\$ -	\$ 40,000	\$ -	\$ 40,000	\$ 40,000	100.0%
2999	203-5762-999	\$ 8,227	\$ -	\$ 1,795	\$ 11,000	\$ -	\$ -	\$ -	\$ -	100.0%
<b>Subtotal Park Fee in Lieu of Land Exp</b>		\$ 14,817	\$ 19,500	\$ 92,838	\$ 105,685	\$ 348,370	\$ -	\$ 348,370	\$ 328,870	1686.5%
<b>Total Expenditures</b>		\$ 16,617	\$ 24,500	\$ 92,838	\$ 105,685	\$ 475,000	\$ -	\$ 475,000	\$ 450,500	1838.8%
<b>Net Surplus/(Deficit)</b>		\$ 837,018	\$ (22,500)	\$ (35,591)	\$ 974,145	\$ (225,950)	\$ -	\$ (225,950)	\$ (203,450)	
Beginning Fund Balance		\$ 1,745,008	\$ 2,582,027	\$ 2,582,027	\$ 2,582,027	\$ 3,556,172		\$ 3,556,172		
Annual Activity		\$ 837,018	\$ (22,500)	\$ (35,591)	\$ 974,145	\$ (225,950)		\$ (225,950)		
Estimated Ending Fund Balance		\$ 2,582,027	\$ 2,559,527	\$ 2,546,436	\$ 3,556,172	\$ 3,330,222		\$ 3,330,222		

City of Fitchburg  
 Park Fee Fund #203 (effective 4/4/18)  
 2023 Operating Budget

Acct #	Account Name	2021 Actual	2022 Adopted Budget	06/2022 YTD Actual	2022 Estimate	2023 Budget Request	Revisions Thru Adoption	2023 Adopted Budget	Budget Change
<b>Ending Fund Balance by Project</b>									
0000	Miscellaneous	\$ -	\$ 2,000	\$ 3,137	\$ 2,000	\$ 4,000			
1001	TerraVessa Park Improvements	\$ 78,453	\$ 78,453	\$ 102,323	\$ 102,323	\$ 67,323			
1002	Prima Vista Park Improvements	\$ 10,892	\$ 10,892	\$ 10,892	\$ 10,892	\$ 10,892			
1003	Uptown Crossing Park Improvements	\$ 17,019	\$ 17,019	\$ 17,019	\$ 17,019	\$ 17,019			
1004	Plesko Park Improvements	\$ 5,438	\$ 5,438	\$ 5,438	\$ 5,438	\$ 5,438			
1005	Artisan Village Park Improvements	\$ 16,737	\$ 16,737	\$ 16,737	\$ 16,737	\$ 16,737			
1006	North Park Park Improvements	\$ 25,760	\$ 25,760	\$ 25,760	\$ 25,760	\$ 25,760			
1007	Stoner Prairie Park Improvements	\$ 30,662	\$ 30,662	\$ 30,662	\$ 30,662	\$ 2			
1008	Nine Springs 6th Add Park Improvements	\$ 21,186	\$ 21,186	\$ 21,186	\$ 21,186	\$ 21,186			
1009	3101 S Fish Hatchery Park Improvements	\$ 25,123	\$ 25,123	\$ 25,123	\$ 25,123	\$ 25,123			
1010	Quarry Ridge Retirement Park Improvements	\$ 20,880	\$ 15,880	\$ 20,880	\$ 20,880	\$ 20,880			
1011	Limestone Ridge Park Improvements	\$ 18,583	\$ 18,583	\$ 18,583	\$ 18,583	\$ 18,583			
1012	Crescent Crossing Park Improvements	\$ -	\$ -	\$ -	\$ -	\$ -			
1013	Northpointe/Limerick Apt Park Improvements	\$ 20,338	\$ 20,338	\$ 20,338	\$ 20,338	\$ 20,338			
1014	Ochall Mixed Use Park Improvements	\$ -	\$ -	\$ -	\$ -	\$ -			
1015	Traceway North Park Improvements	\$ -	\$ -	\$ -	\$ -	\$ -			
1016	The Edge at Terravessa Park Improvements	\$ -	\$ -	\$ 30,240	\$ 30,240	\$ 30,240			
1017	Highfield Reserve Park Improvements	\$ -	\$ -	\$ -	\$ 36,480	\$ 36,480			
1999	Miscellaneous Park Improvements	\$ 4,083	\$ 4,083	\$ 4,083	\$ 4,083	\$ 4,083			
2001	TerraVessa Fee in Lieu of Park Land	\$ -	\$ -	\$ -	\$ -	\$ -			
2005	Artisan Village Fee in Lieu of Park Land	\$ 452,971	\$ 452,971	\$ 452,971	\$ 452,971	\$ 452,971			
2006	North Park Fee in Lieu of Park Land	\$ -	\$ -	\$ -	\$ -	\$ -			
2007	Stoner Prairie Fee in Lieu of Park Land	\$ 138,491	\$ 138,491	\$ 125,933	\$ 122,291	\$ 1			
2008	Nine Springs 6th Add FIL of Park Land	\$ -	\$ -	\$ -	\$ -	\$ -			
2009	3101 S Fish Hatchery FIL of Park Land	\$ 673,288	\$ 673,288	\$ 643,674	\$ 643,674	\$ 643,674			
2010	Quarry Ridge Retirement FIL of Park Land	\$ 565,060	\$ 545,560	\$ 547,673	\$ 547,673	\$ 547,673			
2011	Limestone Ridge FIL of Park Land	\$ 390,184	\$ 390,184	\$ 358,700	\$ 358,700	\$ 358,700			
2012	Crescent Crossing FIL of Park Land	\$ -	\$ -	\$ -	\$ -	\$ -			
2013	Northpointe/Limerick Apt FIL of Park Land	\$ 48,783	\$ 48,783	\$ 48,783	\$ 48,783	\$ 48,783			
2014	Ochalla Mixed Use FIL of Park Land	\$ -	\$ -	\$ -	\$ -	\$ -			
2015	Traceway North FIL of Park Land	\$ -	\$ -	\$ -	\$ -	\$ -			
2017	Highfield Reserve FIL of Park Land	\$ -	\$ -	\$ -	\$ 987,240	\$ 947,240			
2999	Miscellaneous Fee in Lieu of Park Land	\$ 18,097	\$ 18,097	\$ 16,302	\$ 7,097	\$ 7,097			
		<b>\$ 2,582,027</b>	<b>\$ 2,559,527</b>	<b>\$ 2,546,436</b>	<b>\$ 3,556,172</b>	<b>\$ 3,330,222</b>			

City of Fitchburg  
FACTv Fund #207  
2023 Operating Budget

Acct #	Account Name	2021	2022	06/2022	2022	2023	Revisions	2023	Budget
		Actual	Adopted Budget	YTD Actual	Estimate	Budget Request	Thru Adoption	Adopted Budget	Change
207-4111-000	PROPERTY TAX LEVY	\$ 95,953	\$ 155,102	\$ 155,102	\$ 155,102	\$ -	\$ -	\$ -	\$ (155,102) -100.0%
207-4359-001	FRANCHISE FEE REDUCTION AID	\$ 63,196	\$ 65,195	\$ -	\$ 63,196	\$ -	\$ -	\$ -	\$ (65,195) -100.0%
207-4369-000	CAPITAL GRANT - MARCUS CABLE	\$ -	\$ -	\$ -	\$ -	\$ -	\$ -	\$ -	\$ - 100.0%
207-4490-000	CABLE FRANCHISE FEES - CHARTER	\$ 185,680	\$ 175,000	\$ 45,713	\$ 186,000	\$ -	\$ -	\$ -	\$ (175,000) -100.0%
207-4490-100	CABLE FRANCHISE FEES - AT&T	\$ 30,636	\$ 27,000	\$ 6,584	\$ 30,000	\$ -	\$ -	\$ -	\$ (27,000) -100.0%
207-4490-200	CABLE FRANCHISE FEES - TDS	\$ 11,333	\$ 10,000	\$ 2,846	\$ 11,000	\$ -	\$ -	\$ -	\$ (10,000) -100.0%
207-4690-000	PUBLIC CHARGES	\$ 2,750	\$ -	\$ 19	\$ 4,000	\$ -	\$ -	\$ -	\$ - 100.0%
207-4810-000	INTEREST REVENUES	\$ 189	\$ 1,000	\$ 34	\$ 1,000	\$ -	\$ -	\$ -	\$ (1,000) -100.0%
207-4830-200	FACTV PRODUCTIONS SERVICES	\$ 975	\$ -	\$ -	\$ -	\$ -	\$ -	\$ -	\$ - 100.0%
207-4860-000	PCARD REBATE	\$ 383	\$ -	\$ -	\$ -	\$ -	\$ -	\$ -	\$ - 100.0%
207-4890-100	WORKERS COMP REIMBURSEMENTS	\$ -	\$ -	\$ -	\$ -	\$ -	\$ -	\$ -	\$ - 100.0%
207-4890-400	ALLOCATED INSURANCE DIVIDEND	\$ -	\$ -	\$ -	\$ -	\$ -	\$ -	\$ -	\$ - 100.0%
207-4890-600	SALE OF FIXED ASSETS	\$ -	\$ -	\$ -	\$ -	\$ -	\$ -	\$ -	\$ - 100.0%
207-4930-207	FUND BALANCE APPLIED	\$ -	\$ 109,500	\$ -	\$ 109,500	\$ -	\$ -	\$ -	\$ (109,500) -100.0%
<b>Total Revenues</b>		<b>\$ 391,094</b>	<b>\$ 542,797</b>	<b>\$ 210,298</b>	<b>\$ 559,798</b>	<b>\$ -</b>	<b>\$ -</b>	<b>\$ -</b>	<b>\$ (542,797) -100.0%</b>

Acct #	Account Name	2021	2022	06/2022	2022	2023	Revisions	2023	Budget
		Actual	Adopted Budget	YTD Actual	Estimate	Budget Request	Thru Adoption	Adopted Budget	Change
207-5570-110	SALARIES & WAGES - CABLE	\$ 196,318	\$ 225,902	\$ 102,129	\$ 221,584	\$ -	\$ -	\$ -	\$ (225,902) -100.0%
207-5570-115	OVERTIME	\$ -	\$ -	\$ -	\$ -	\$ -	\$ -	\$ -	\$ - 100.0%
207-5570-120	PT/LTE/SEASONAL WAGES	\$ 20,356	\$ 5,103	\$ 2,343	\$ 5,103	\$ -	\$ -	\$ -	\$ (5,103) -100.0%
207-5570-130	DIRECT FRINGE BENEFITS	\$ -	\$ -	\$ -	\$ -	\$ -	\$ -	\$ -	\$ - 100.0%
207-5570-131	FICA	\$ 15,159	\$ 17,710	\$ 7,152	\$ 17,379	\$ -	\$ -	\$ -	\$ (17,710) -100.0%
207-5570-132	WRS	\$ 14,418	\$ 14,716	\$ 6,714	\$ 14,435	\$ -	\$ -	\$ -	\$ (14,716) -100.0%
207-5570-135	LONGEVITY	\$ 450	\$ 495	\$ 495	\$ 495	\$ -	\$ -	\$ -	\$ (495) -100.0%
207-5570-140	PER DIEMS - CABLE COMMISSION	\$ -	\$ -	\$ -	\$ -	\$ -	\$ -	\$ -	\$ - 100.0%
207-5570-160	HEALTH INS	\$ 58,233	\$ 59,859	\$ 31,592	\$ 59,859	\$ -	\$ -	\$ -	\$ (59,859) -100.0%
207-5570-161	LIFE INS	\$ 572	\$ 542	\$ 321	\$ 520	\$ -	\$ -	\$ -	\$ (542) -100.0%
207-5570-162	DISABILITY INS	\$ -	\$ 1,176	\$ -	\$ -	\$ -	\$ -	\$ -	\$ (1,176) -100.0%
207-5570-163	DENTAL INS	\$ 3,804	\$ 3,994	\$ 2,008	\$ 3,804	\$ -	\$ -	\$ -	\$ (3,994) -100.0%
207-5570-185	ALLOCATED BENEFIT-TAXABLE BOND	\$ -	\$ -	\$ -	\$ -	\$ -	\$ -	\$ -	\$ - 100.0%
207-5570-189	EMPLOYEE RETIREMENT RESERVE	\$ -	\$ -	\$ -	\$ -	\$ -	\$ -	\$ -	\$ - 100.0%
207-5570-195	OTHER GROUP BENEFITS-EMPLOYEES	\$ -	\$ -	\$ -	\$ -	\$ -	\$ -	\$ -	\$ - 100.0%
<b>Personnel Costs</b>		<b>\$ 309,310</b>	<b>\$ 329,497</b>	<b>\$ 152,754</b>	<b>\$ 323,179</b>	<b>\$ -</b>	<b>\$ -</b>	<b>\$ -</b>	<b>\$ (329,497) -100.0%</b>

207-5570-210	PROFESSIONAL SERVICES	\$ -	\$ -	\$ -	\$ -	\$ -	\$ -	\$ -	\$ - 100.0%
207-5570-240	REPAIRS & MAINT - BY OTHERS	\$ 2,144	\$ 3,000	\$ 245	\$ 3,000	\$ -	\$ -	\$ -	\$ (3,000) -100.0%
207-5570-245	COMPUTER RELATED REP & MAINT	\$ 4,537	\$ 16,900	\$ 1,089	\$ 16,900	\$ -	\$ -	\$ -	\$ (16,900) -100.0%
207-5570-250	PUBLIC NOTICES/ADS	\$ -	\$ -	\$ -	\$ -	\$ -	\$ -	\$ -	\$ - 100.0%
207-5570-290	OTHER CONTRACTUAL SERVICES	\$ 745	\$ 1,380	\$ 573	\$ 1,380	\$ -	\$ -	\$ -	\$ (1,380) -100.0%
<b>Contractual Services Costs</b>		<b>\$ 7,426</b>	<b>\$ 21,280</b>	<b>\$ 1,907</b>	<b>\$ 21,280</b>	<b>\$ -</b>	<b>\$ -</b>	<b>\$ -</b>	<b>\$ (21,280) -100.0%</b>

207-5570-310	OFFICE SUPPLIES & POSTAGE	\$ 429	\$ 300	\$ 10	\$ 300	\$ -	\$ -	\$ -	\$ (300) -100.0%
207-5570-320	PUBLICATIONS, DUES & SUBSCRIPT	\$ 728	\$ 755	\$ 750	\$ 755	\$ -	\$ -	\$ -	\$ (755) -100.0%
207-5570-323	CLOTHING	\$ -	\$ -	\$ -	\$ -	\$ -	\$ -	\$ -	\$ - 100.0%
207-5570-325	TRAINING & TRAVEL	\$ 222	\$ 500	\$ 249	\$ 500	\$ -	\$ -	\$ -	\$ (500) -100.0%
207-5570-330	VEHICLE USE REIMBURSEMENT	\$ 81	\$ 100	\$ -	\$ 100	\$ -	\$ -	\$ -	\$ (100) -100.0%
207-5570-335	VEHICLE EXPENSE	\$ 2,645	\$ 3,280	\$ 754	\$ 3,280	\$ -	\$ -	\$ -	\$ (3,280) -100.0%
207-5570-340	OPERATING MATERIALS & SUPPLIES	\$ 8,712	\$ 9,100	\$ 4,062	\$ 9,100	\$ -	\$ -	\$ -	\$ (9,100) -100.0%
207-5570-345	PUBLIC INFORMATION & EDUCATION	\$ 956	\$ 1,000	\$ -	\$ 1,000	\$ -	\$ -	\$ -	\$ (1,000) -100.0%
207-5570-350	REPAIRS & MAINT SUPPLIES	\$ 1,410	\$ 3,000	\$ 240	\$ 3,000	\$ -	\$ -	\$ -	\$ (3,000) -100.0%
207-5570-355	EQUIPMENT EXPENSE	\$ 1,253	\$ -	\$ -	\$ -	\$ -	\$ -	\$ -	\$ - 100.0%
207-5570-363	COMMUNICATION EXPENSE	\$ -	\$ -	\$ -	\$ -	\$ -	\$ -	\$ -	\$ - 100.0%
207-5570-365	UTILITIES & TELEPHONE	\$ -	\$ -	\$ -	\$ -	\$ -	\$ -	\$ -	\$ - 100.0%
207-5570-390	OTHER OPERATING EXPENSE	\$ -	\$ -	\$ -	\$ -	\$ -	\$ -	\$ -	\$ - 100.0%
207-5570-397	GASOLINE/DIESEL FUEL	\$ -	\$ -	\$ -	\$ -	\$ -	\$ -	\$ -	\$ - 100.0%
<b>Operating Costs</b>		<b>\$ 16,435</b>	<b>\$ 18,035</b>	<b>\$ 6,065</b>	<b>\$ 18,035</b>	<b>\$ -</b>	<b>\$ -</b>	<b>\$ -</b>	<b>\$ (18,035) -100.0%</b>

207-5570-505	LEASE/RENTAL COSTS	\$ -	\$ -	\$ -	\$ -	\$ -	\$ -	\$ -	\$ - 100.0%
207-5570-570	IT OPERATING ISF ALLOCATION	\$ 21,230	\$ 24,000	\$ 12,000	\$ 24,000	\$ -	\$ -	\$ -	\$ (24,000) -100.0%
207-5570-572	INSURANCE ISF ALLOCATION	\$ 8,780	\$ 9,030	\$ 4,515	\$ 9,030	\$ -	\$ -	\$ -	\$ (9,030) -100.0%
207-5570-573	IT CAPITAL ISF ALLOCATION	\$ 9,545	\$ 9,555	\$ 4,778	\$ 9,555	\$ -	\$ -	\$ -	\$ (9,555) -100.0%
207-5570-590	ALLOC INSURANCE - BLDG, LI, WC	\$ -	\$ -	\$ -	\$ -	\$ -	\$ -	\$ -	\$ - 100.0%
207-5570-596	UNEMPLOYMENT EXPENSE	\$ -	\$ -	\$ -	\$ -	\$ -	\$ -	\$ -	\$ - 100.0%
<b>Allocated Costs</b>		<b>\$ 39,555</b>	<b>\$ 42,585</b>	<b>\$ 21,293</b>	<b>\$ 42,585</b>	<b>\$ -</b>	<b>\$ -</b>	<b>\$ -</b>	<b>\$ (42,585) -100.0%</b>

207-5570-366	CITY ADMINISTRATIVE FEE	\$ -	\$ -	\$ -	\$ -	\$ -	\$ -	\$ -	\$ - 100.0%
207-5780-000	TRANS TO CAP PROJECTS	\$ 5,000	\$ 109,500	\$ 109,500	\$ 109,500	\$ 160,773	\$ -	\$ 160,773	\$ 51,273 46.8%
207-5920-100	TRANSFER TO GENERAL FUND (FEE)	\$ 21,100	\$ 21,900	\$ 10,950	\$ 21,900	\$ -	\$ -	\$ -	\$ (21,900) -100.0%
207-5920-300	TRANS TO DEBT SERVICE	\$ -	\$ -	\$ -	\$ -	\$ -	\$ -	\$ -	\$ - 100.0%
207-5920-400	TRANS TO CAPITAL PROJECTS	\$ -	\$ -	\$ -	\$ -	\$ -	\$ -	\$ -	\$ - 100.0%
207-5921-207	TRANSFER TO GENERAL FUND	\$ -	\$ -	\$ -	\$ -	\$ -	\$ -	\$ -	\$ - 100.0%
<b>Transfers</b>		<b>\$ 26,100</b>	<b>\$ 131,400</b>	<b>\$ 120,450</b>	<b>\$ 131,400</b>	<b>\$ 160,773</b>	<b>\$ -</b>	<b>\$ 160,773</b>	<b>\$ 29,373 22.4%</b>
<b>Total Expenditures</b>		<b>\$ 398,826</b>	<b>\$ 542,797</b>	<b>\$ 302,469</b>	<b>\$ 536,479</b>	<b>\$ 160,773</b>	<b>\$ -</b>	<b>\$ 160,773</b>	<b>\$ (382,024) -70.4%</b>

**Net Surplus/(Deficit)** \$ (7,732) \$ (109,500) \$ (92,172) \$ (86,181) \$ (160,773) \$ - \$ (160,773) \$ (51,273)

Beginning Fund Balance	\$ 254,686	\$ 246,954	\$ 246,954	\$ 246,954	\$ 160,773	\$ 160,773
Annual Activity	\$ (7,732)	\$ (109,500)	\$ (92,172)	\$ (86,181)	\$ (160,773)	\$ (160,773)
Estimated Ending Fund Balance	\$ 246,954	\$ 137,454	\$ 154,782	\$ 160,773	\$ (0)	\$ (0)

% of Expenditures 61.9% 25.3% 30.0% 0.0% 0.0%

Note: This function has moved to the General Fund

City of Fitchburg  
 Refuse & Recycle Collection Fund #213  
 2023 Operating Budget

Acct #	Account Name	2021 Actual	2022 Adopted Budget	06/2022 YTD Actual	2022 Estimate	2023 Budget Request	Revisions Thru Adoption	2023 Adopted Budget	Budget Change
213-4354-213	RECYCLING GRANT - ST OF WISC	\$ 105,273	\$ 105,000	\$ 105,314	\$ 105,314	\$ 105,000	\$ -	\$ 105,000	\$ - 0.0%
213-4373-213	MISC AID/GRANT - DANE COUNTY	\$ 1,814	\$ 1,800	\$ 1,923	\$ 1,923	\$ 1,800	\$ -	\$ 1,800	\$ - 0.0%
213-4642-000	REFUSE & RECYCLE COLLECTION	\$ 1,224,674	\$ 1,288,546	\$ 1,278,656	\$ 1,278,656	\$ 1,411,462	\$ -	\$ 1,411,462	\$ 122,916 9.5%
213-4800-000	MISCELLANEOUS REVENUES	\$ 2,686	\$ -	\$ 405	\$ 405	\$ -	\$ -	\$ -	\$ - 100.0%
213-4800-001	C&D REUSE/RECYCLE DEP RETAINED	\$ 26,361	\$ -	\$ -	\$ -	\$ -	\$ -	\$ -	\$ - 100.0%
213-4810-000	INTEREST ON TEMP INVESTMENTS	\$ 1,250	\$ 2,000	\$ 1,594	\$ 2,000	\$ 2,000	\$ -	\$ 2,000	\$ - 0.0%
213-4830-100	YARDWASTE POLYBAG SALES	\$ 239	\$ 200	\$ 45	\$ 200	\$ 200	\$ -	\$ 200	\$ - 0.0%
213-4830-200	SALE OF RECYCLED MATERIALS	\$ -	\$ -	\$ -	\$ -	\$ -	\$ -	\$ -	\$ - 100.0%
213-4850-000	EDUCATION FUND	\$ -	\$ -	\$ -	\$ -	\$ -	\$ -	\$ -	\$ - 100.0%
213-4860-000	PCARD REBATE	\$ 24,008	\$ 16,000	\$ -	\$ 16,000	\$ 16,000	\$ -	\$ 16,000	\$ - 0.0%
213-4890-400	ALLOCATED INSURANCE DIVIDEND	\$ -	\$ -	\$ -	\$ -	\$ -	\$ -	\$ -	\$ - 100.0%
213-4922-215	TRANSFER FROM CDBG FUND	\$ -	\$ -	\$ -	\$ -	\$ -	\$ -	\$ -	\$ - 100.0%
213-4930-213	FUND BALANCE APPLIED	\$ -	\$ -	\$ -	\$ -	\$ -	\$ -	\$ -	\$ - 100.0%
<b>Total Revenues</b>		<b>\$ 1,386,305</b>	<b>\$ 1,413,546</b>	<b>\$ 1,387,936</b>	<b>\$ 1,404,498</b>	<b>\$ 1,536,462</b>	<b>\$ -</b>	<b>\$ 1,536,462</b>	<b>\$ 122,916 8.7%</b>

Acct #	Account Name	2021 Actual	2022 Adopted Budget	06/2022 YTD Actual	2022 Estimate	2023 Budget Request	Revisions Thru Adoption	2023 Adopted Budget	Budget Change
213-5362-110	SALARIES & WAGES - RECYCLING	\$ 102,148	\$ 113,875	\$ 44,594	\$ 94,442	\$ 114,741	\$ -	\$ 114,741	\$ 866 0.8%
213-5362-115	OVERTIME WAGES	\$ 1,912	\$ 3,172	\$ 333	\$ 2,687	\$ 3,278	\$ -	\$ 3,278	\$ 106 3.3%
213-5362-120	PT/LTE/SEASONAL WAGES	\$ 2,126	\$ 3,654	\$ 637	\$ 3,654	\$ 4,309	\$ -	\$ 4,309	\$ 655 17.9%
213-5362-130	DIRECT FRINGE BENEFITS	\$ -	\$ -	\$ -	\$ -	\$ -	\$ -	\$ -	\$ - 100.0%
213-5362-131	FICA	\$ 8,057	\$ 9,243	\$ 3,396	\$ 7,719	\$ 9,368	\$ -	\$ 9,368	\$ 125 1.4%
213-5362-132	WRS	\$ 7,024	\$ 7,616	\$ 2,770	\$ 6,321	\$ 8,034	\$ -	\$ 8,034	\$ 418 5.5%
213-5362-135	LONGEVITY	\$ -	\$ 119	\$ -	\$ 119	\$ 127	\$ -	\$ 127	\$ 8 6.7%
213-5362-140	PER DIEMS - RCC	\$ 1,125	\$ 1,600	\$ -	\$ 1,600	\$ 1,600	\$ -	\$ 1,600	\$ - 0.0%
213-5362-160	HEALTH INS	\$ 15,049	\$ 16,627	\$ 8,463	\$ 22,193	\$ 23,390	\$ -	\$ 23,390	\$ 6,763 40.7%
213-5362-161	LIFE INS	\$ 142	\$ 313	\$ 59	\$ 130	\$ 170	\$ -	\$ 170	\$ (143) -45.7%
213-5362-162	DISABILITY INS	\$ -	\$ 624	\$ -	\$ -	\$ 640	\$ -	\$ 640	\$ 16 2.6%
213-5362-163	DENTAL INS	\$ 954	\$ 1,083	\$ 517	\$ 1,261	\$ 1,329	\$ -	\$ 1,329	\$ 246 22.7%
213-5362-181	PAY FOR PERFORMANCE	\$ -	\$ -	\$ -	\$ -	\$ -	\$ -	\$ -	\$ - 100.0%
213-5362-185	ALLOCATED BENEFIT-TAXABLE BOND	\$ -	\$ -	\$ -	\$ -	\$ -	\$ -	\$ -	\$ - 100.0%
213-5362-195	OTHER GROUP BENEFITS-EMPLOYEES	\$ -	\$ -	\$ -	\$ -	\$ -	\$ -	\$ -	\$ - 100.0%
<b>Total Personnel Costs</b>		<b>\$ 138,536</b>	<b>\$ 157,926</b>	<b>\$ 60,769</b>	<b>\$ 140,126</b>	<b>\$ 166,986</b>	<b>\$ -</b>	<b>\$ 166,986</b>	<b>\$ 9,060 5.7%</b>

213-5362-210	PROFESSIONAL SERVICES	\$ -	\$ -	\$ -	\$ -	\$ -	\$ -	\$ -	\$ - 100.0%
213-5362-240	REPAIRS & MAINT - BY OTHERS	\$ -	\$ -	\$ -	\$ -	\$ -	\$ -	\$ -	\$ - 100.0%
213-5362-245	COMPUTER RELATED REP & MAINT	\$ 2,133	\$ 2,500	\$ 2,111	\$ 2,500	\$ 2,500	\$ -	\$ 2,500	\$ - 0.0%
213-5362-290	OTHER CONTRACTUAL SERVICES	\$ 1,170,295	\$ 1,219,305	\$ 634,376	\$ 1,268,755	\$ 1,330,905	\$ -	\$ 1,330,905	\$ 111,600 9.2%
213-5362-291	OTHER CONTRACTUAL - LEGAL ETC	\$ -	\$ -	\$ -	\$ -	\$ -	\$ -	\$ -	\$ - 100.0%
<b>Total Contractual Services</b>		<b>\$ 1,172,428</b>	<b>\$ 1,221,805</b>	<b>\$ 636,487</b>	<b>\$ 1,271,255</b>	<b>\$ 1,333,405</b>	<b>\$ -</b>	<b>\$ 1,333,405</b>	<b>\$ 111,600 9.1%</b>

213-5362-310	OFFICE SUPPLIES & POSTAGE	\$ 59	\$ 495	\$ 43	\$ 100	\$ 495	\$ -	\$ 495	\$ - 0.0%
213-5362-320	PUBLICATIONS, DUES & SUBSCRIPT	\$ -	\$ 1,070	\$ -	\$ 500	\$ 1,070	\$ -	\$ 1,070	\$ - 0.0%
213-5362-323	UNIFORMS & PROTECTIVE GEAR	\$ -	\$ 100	\$ -	\$ -	\$ 100	\$ -	\$ 100	\$ - 0.0%
213-5362-325	TRAINING & TRAVEL	\$ -	\$ 550	\$ -	\$ 200	\$ 550	\$ -	\$ 550	\$ - 0.0%
213-5362-330	VEHICLE USE REIMBURSEMENT	\$ -	\$ -	\$ -	\$ -	\$ -	\$ -	\$ -	\$ - 100.0%
213-5362-335	VEHICLE EXPENSE (G&O, REPAIRS)	\$ 347	\$ 250	\$ -	\$ 250	\$ -	\$ -	\$ (250)	\$ -100.0%
213-5362-340	OPERATING MATERIALS & SUPPLIES	\$ 680	\$ 550	\$ -	\$ 250	\$ 550	\$ -	\$ 550	\$ - 0.0%
213-5362-345	PUBLIC INFORMATION & EDUCATION	\$ 4,956	\$ 12,850	\$ 3,635	\$ 10,000	\$ 12,850	\$ -	\$ 12,850	\$ - 0.0%
213-5362-355	EQUIPMENT EXPENSE	\$ -	\$ -	\$ -	\$ -	\$ -	\$ -	\$ -	\$ - 100.0%
213-5362-363	COMMUNICATIONS EXPENSE	\$ -	\$ -	\$ -	\$ -	\$ -	\$ -	\$ -	\$ - 100.0%
213-5362-365	UTILITIES & TELEPHONE	\$ -	\$ -	\$ -	\$ -	\$ -	\$ -	\$ -	\$ - 100.0%
213-5362-380	YARDWASTE POLYBAGS	\$ 578	\$ 800	\$ -	\$ 800	\$ 800	\$ -	\$ 800	\$ - 0.0%
213-5362-381	RECYCLING DROP OFF SITE MAINT	\$ 1,286	\$ 36,600	\$ 329	\$ 22,000	\$ -	\$ -	\$ (36,600)	\$ -100.0%
213-5362-382	C&D DEPOSIT FEE EXPENSES	\$ -	\$ -	\$ -	\$ -	\$ -	\$ -	\$ -	\$ - 100.0%
213-5362-397	GASOLINE/DIESEL FUEL	\$ -	\$ -	\$ 94	\$ 250	\$ 250	\$ -	\$ 250	\$ 250 100.0%
<b>Total Operating Expenditures</b>		<b>\$ 7,907</b>	<b>\$ 53,265</b>	<b>\$ 4,101</b>	<b>\$ 34,350</b>	<b>\$ 16,665</b>	<b>\$ -</b>	<b>\$ 16,665</b>	<b>\$ (36,600) -68.7%</b>

213-5362-505	LEASE/RENTAL COSTS	\$ -	\$ -	\$ -	\$ -	\$ 2,500	\$ -	\$ 2,500	\$ 2,500 100.0%
213-5362-570	IT OPERATING ISF ALLOCATION	\$ 6,805	\$ 9,065	\$ 4,533	\$ 9,065	\$ 9,995	\$ 950	\$ 10,945	\$ 1,880 20.7%
213-5362-572	INSURANCE ISF ALLOCATION	\$ 9,700	\$ 11,030	\$ 5,515	\$ 11,030	\$ 10,565	\$ -	\$ 10,565	\$ (465) -4.2%
213-5362-573	IT CAPITAL ISF ALLOCATION	\$ 590	\$ 595	\$ 297	\$ 595	\$ 570	\$ -	\$ 570	\$ (25) -4.2%
213-5362-590	ALLOC INSURANCE - BLDG, LI, WC	\$ -	\$ -	\$ -	\$ -	\$ -	\$ -	\$ -	\$ - 100.0%
<b>Total Allocated Costs</b>		<b>\$ 17,095</b>	<b>\$ 20,690</b>	<b>\$ 10,345</b>	<b>\$ 20,690</b>	<b>\$ 23,630</b>	<b>\$ 950</b>	<b>\$ 24,580</b>	<b>\$ 3,890 18.8%</b>

213-5920-100	TRANSFER TO GENERAL FUND (FEE)	\$ 20,000	\$ 20,000	\$ 10,000	\$ 20,000	\$ 20,000	\$ -	\$ 20,000	\$ - 0.0%
213-5920-300	TRANS TO DEBT SERVICE-RENT	\$ 2,513	\$ 2,513	\$ 1,257	\$ 2,513	\$ 2,513	\$ -	\$ 2,513	\$ - 0.0%
213-5920-400	TRANSFER TO CAPITAL PROJECTS	\$ -	\$ -	\$ -	\$ -	\$ 10,000	\$ -	\$ 10,000	\$ 10,000 100.0%
213-5921-100	TRANSFER TO GENERAL FUND	\$ -	\$ -	\$ -	\$ -	\$ -	\$ -	\$ -	\$ - 100.0%
213-5922-213	FUND BALANCE ADDED	\$ -	\$ -	\$ -	\$ -	\$ -	\$ -	\$ -	\$ - 100.0%
<b>Total Transfers &amp; Other Financing Sources</b>		<b>\$ 22,513</b>	<b>\$ 22,513</b>	<b>\$ 11,257</b>	<b>\$ 22,513</b>	<b>\$ 32,513</b>	<b>\$ -</b>	<b>\$ 32,513</b>	<b>\$ 10,000 44.4%</b>
<b>Total Expenditures</b>		<b>\$ 1,358,479</b>	<b>\$ 1,476,199</b>	<b>\$ 722,959</b>	<b>\$ 1,488,934</b>	<b>\$ 1,573,199</b>	<b>\$ 950</b>	<b>\$ 1,574,149</b>	<b>\$ 97,950 6.6%</b>

**Net Surplus/(Deficit) \$ 27,826 \$ (62,653) \$ 664,977 \$ (84,436) \$ (36,737) \$ (950) \$ (37,687) \$ 24,966**

**Assigned Fund Balance - One Year State Revenues**

Beginning Fund Balance	\$ 104,002	\$ 105,273	\$ 105,273	\$ 105,273	\$ 105,314	\$ 105,314
Annual Activity	\$ 1,271	\$ (273)	\$ 41	\$ 41	\$ (314)	\$ (314)
Estimated Ending Fund Balance	<b>\$ 105,273</b>	<b>\$ 105,000</b>	<b>\$ 105,314</b>	<b>\$ 105,314</b>	<b>\$ 105,000</b>	<b>\$ 105,000</b>

**Unassigned Fund Balance**

(target: 15-25% of budgeted expenditures)

Beginning Fund Balance	\$ 455,078	\$ 481,633	\$ 481,633	\$ 481,633	\$ 397,156	\$ 397,156
Annual Activity	\$ 26,555	\$ (62,380)	\$ 664,937	\$ (84,477)	\$ (36,423)	\$ (37,373)
Estimated Ending Fund Balance	<b>\$ 481,633</b>	<b>\$ 419,253</b>	<b>\$ 1,146,569</b>	<b>\$ 397,156</b>	<b>\$ 360,733</b>	<b>\$ 359,783</b>
% of Expenditures	35.5%	28.4%		26.7%	22.9%	22.9%

**Total Fund Balance**

Beginning Fund Balance	\$ 559,080	\$ 586,906	\$ 586,906	\$ 586,906	\$ 502,470	\$ 502,470
Annual Activity	\$ 27,826	\$ (62,653)	\$ 664,977	\$ (84,436)	\$ (36,737)	\$ (37,687)
Estimated Ending Fund Balance	<b>\$ 586,906</b>	<b>\$ 524,253</b>	<b>\$ 1,251,883</b>	<b>\$ 502,470</b>	<b>\$ 465,733</b>	<b>\$ 464,783</b>

City of Fitchburg  
Drug Enforcement Fund #222  
2023 Operating Budget

Acct #	Account Name	2021 Actual	2022 Adopted Budget	06/2022 YTD Actual	2022 Estimate	2023 Budget Request	Revisions Thru Adoption	2023 Adopted Budget	Budget Change
222-4310-100	FED EQUITABLE SHARING FUNDS	\$ -	\$ -	\$ 32,123	\$ 32,123	\$ -	\$ -	\$ -	\$ - 100.0%
222-4530-000	DRUG ENFORCEMENT REVENUE	\$ -	\$ -	\$ -	\$ -	\$ -	\$ -	\$ -	\$ - 100.0%
222-4530-110	WAGE REIMBURSEMENTS	\$ -	\$ -	\$ -	\$ -	\$ -	\$ -	\$ -	\$ - 100.0%
222-4810-000	INTEREST ON FED EQUIT FUNDS	\$ -	\$ -	\$ 30	\$ 20	\$ -	\$ -	\$ -	\$ - 100.0%
222-4921-100	TRANSFER FROM GENERAL FUND	\$ -	\$ -	\$ -	\$ -	\$ -	\$ -	\$ -	\$ - 100.0%
222-4930-222	FUND BALANCE APPLIED	\$ -	\$ -	\$ -	\$ -	\$ -	\$ -	\$ -	\$ - 100.0%
		\$ -	\$ -	\$ 32,153	\$ 32,143	\$ -	\$ -	\$ -	\$ - 100.0%

Acct #	Account Name	2021 Actual	2022 Adopted Budget	06/2022 YTD Actual	2022 Estimate	2023 Budget Request	Revisions Thru Adoption	2023 Adopted Budget	Budget Change
222-5210-110	SALARIES & WAGES - DRUG ENFORC	\$ -	\$ -	\$ -	\$ -	\$ -	\$ -	\$ -	\$ - 100.0%
222-5210-130	DIRECT FRINGE BENEFITS	\$ -	\$ -	\$ -	\$ -	\$ -	\$ -	\$ -	\$ - 100.0%
222-5210-160	HEALTH INS	\$ -	\$ -	\$ -	\$ -	\$ -	\$ -	\$ -	\$ - 100.0%
222-5210-161	LIFE INS	\$ -	\$ -	\$ -	\$ -	\$ -	\$ -	\$ -	\$ - 100.0%
222-5210-162	DISABILITY INS	\$ -	\$ -	\$ -	\$ -	\$ -	\$ -	\$ -	\$ - 100.0%
222-5210-163	DENTAL INS	\$ -	\$ -	\$ -	\$ -	\$ -	\$ -	\$ -	\$ - 100.0%
222-5210-325	TRAINING & TRAVEL	\$ -	\$ -	\$ -	\$ 12,000	\$ -	\$ -	\$ -	\$ - 100.0%
222-5210-340	OPERATING EXPENDITURES	\$ -	\$ -	\$ -	\$ -	\$ -	\$ -	\$ -	\$ - 100.0%
222-5210-355	EQUIPMENT EXPENSE	\$ -	\$ -	\$ -	\$ -	\$ -	\$ -	\$ -	\$ - 100.0%
222-5210-360	FED EQ SHARING FUNDS EXPENDIT	\$ -	\$ -	\$ -	\$ -	\$ -	\$ -	\$ -	\$ - 100.0%
222-5922-222	FUND BALANCE ADDED	\$ -	\$ -	\$ -	\$ -	\$ -	\$ -	\$ -	\$ - 100.0%
		\$ -	\$ -	\$ -	\$ 12,000	\$ -	\$ -	\$ -	\$ - 100.0%

**Net Surplus/(Deficit)** \$ - \$ - \$ 32,153 \$ 20,143 \$ - \$ - \$ - \$ -

Beginning Fund Balance	\$ -	\$ -	\$ -	\$ -	\$ 20,143	\$ 20,143
Annual Activity	\$ -	\$ -	\$ 32,153	\$ 20,143	\$ -	\$ -
Estimated Ending Fund Balance	\$ -	\$ -	\$ 32,153	\$ 20,143	\$ 20,143	\$ 20,143

% of Expenditures n/a n/a n/a n/a n/a n/a n/a

City of Fitchburg  
 Community Wellbeing Fund #224  
 2023 Operating Budget

Acct #	Account Name	2021	2022	06/2022	2022	2023	Revisions	2023	Budget	
		Actual	Adopted Budget	YTD Actual	Estimate	Budget Request	Thru Adoption	Adopted Budget	Change	%
224-4510-000	LAW & ORDINANCE VIOLATIONS	\$ 7,009	\$ 5,600	\$ 3,169	\$ 5,800	\$ 5,800	\$ -	\$ 5,800	\$ 200	3.6%
		\$ 7,012	\$ 5,600	\$ 3,178	\$ 5,800	\$ 5,800	\$ -	\$ 5,800	\$ 200	3.6%
224-5144-389	HNI GRANTS TO OTHERS	\$ -	\$ -	\$ -	\$ -	\$ -	\$ 15,000	\$ 15,000	\$ 15,000	100.0%
		\$ -	\$ -	\$ -	\$ -	\$ -	\$ 15,000	\$ 15,000	\$ 15,000	100.0%
<b>Net Surplus/(Deficit)</b>		\$ 7,012	\$ 5,600	\$ 3,178	\$ 5,800	\$ 5,800	\$ (15,000)	\$ (9,200)	\$ (14,800)	
Beginning Fund Balance		\$ -	\$ 7,012	\$ 7,012	\$ 7,012	\$ 12,812		\$ 12,812		
Annual Activity		\$ 7,012	\$ 5,600	\$ 3,178	\$ 5,800	\$ 5,800		\$ (9,200)		
Estimated Ending Fund Balance		\$ 7,012	\$ 12,612	\$ 10,190	\$ 12,812	\$ 18,612		\$ 3,612		
% of Expenditures		n/a	n/a	n/a	n/a	n/a		n/a		

City of Fitchburg  
Community & Economic Development Authority #225  
2023 Operating Budget

Acct #	Account Name	2021 Actual	2022 Adopted Budget	06/2022 YTD Actual	2022 Estimate	2023 Budget Request	Revisions Thru Adoption	2023 Adopted Budget	Budget Change
225-4121-000	HOTEL ROOM TAX - CEDA	\$ 316,356	\$ 341,960	\$ 61,661	\$ 341,961	\$ 390,964	\$ -	\$ 390,964	\$ 49,004 14.3%
	<b>Subtotal Room Tax</b>	<b>\$ 316,356</b>	<b>\$ 341,960</b>	<b>\$ 61,661</b>	<b>\$ 341,961</b>	<b>\$ 390,964</b>	<b>\$ -</b>	<b>\$ 390,964</b>	<b>\$ 49,004 14.3%</b>
225-4800-000	OTHER REVENUE	\$ -	\$ 7,000	\$ -	\$ 7,000	\$ 7,000	\$ -	\$ 7,000	\$ - 0.0%
225-4810-100	INTEREST ON INVESTMENTS	\$ 612	\$ 260	\$ 394	\$ 260	\$ 260	\$ -	\$ 260	\$ - 0.0%
225-4810-400	INTEREST ON LOAN REPAYMENTS	\$ 352	\$ 420	\$ 81	\$ 420	\$ 420	\$ -	\$ 420	\$ - 0.0%
225-4810-500	VENTURE DEBT DIVIDENDS	\$ -	\$ -	\$ -	\$ -	\$ -	\$ -	\$ -	\$ - 100.0%
225-4860-000	PCARD REBATE	\$ 59	\$ -	\$ -	\$ -	\$ -	\$ -	\$ -	\$ - 100.0%
225-4921-100	OPERATING TRANSFER - GEN FUND	\$ -	\$ -	\$ -	\$ -	\$ -	\$ -	\$ -	\$ - 100.0%
225-4930-226	RESTRICTED FUND BAL APPLIED	\$ -	\$ 50,000	\$ -	\$ -	\$ -	\$ -	\$ -	\$ (50,000) -100.0%
	<b>Subtotal Miscellaneous Revenues</b>	<b>\$ 1,024</b>	<b>\$ 57,680</b>	<b>\$ 475</b>	<b>\$ 7,680</b>	<b>\$ 7,680</b>	<b>\$ -</b>	<b>\$ 7,680</b>	<b>\$ (50,000) -86.7%</b>
	<b>Total Revenues</b>	<b>\$ 317,380</b>	<b>\$ 399,640</b>	<b>\$ 62,136</b>	<b>\$ 349,641</b>	<b>\$ 398,644</b>	<b>\$ -</b>	<b>\$ 398,644</b>	<b>\$ (996) -0.2%</b>

Acct #	Account Name	2021 Actual	2022 Adopted Budget	06/2022 YTD Actual	2022 Estimate	2023 Budget Request	Revisions Thru Adoption	2023 Adopted Budget	Budget Change
225-5610-210	PROFESSIONAL SERVICES	\$ -	\$ -	\$ -	\$ -	\$ -	\$ -	\$ -	\$ - 100.0%
225-5610-245	COMPUTER RELATED REP & MAINT	\$ -	\$ 180	\$ -	\$ -	\$ 5,000	\$ -	\$ 5,000	\$ 4,820 2677.8%
225-5610-250	PUBLIC NOTICES	\$ -	\$ -	\$ -	\$ -	\$ -	\$ -	\$ -	\$ - 100.0%
	<b>Subtotal Contractual Services</b>	<b>\$ -</b>	<b>\$ 180</b>	<b>\$ -</b>	<b>\$ -</b>	<b>\$ 5,000</b>	<b>\$ -</b>	<b>\$ 5,000</b>	<b>\$ 4,820 2677.8%</b>
225-5610-320	PUBLICATIONS/DUES/SUBS/MEMBER	\$ 5,540	\$ 6,300	\$ 5,290	\$ 6,300	\$ 6,315	\$ -	\$ 6,315	\$ 15 0.2%
225-5610-325	TRAINING & TRAVEL	\$ 38	\$ 5,315	\$ 308	\$ 5,315	\$ 5,390	\$ -	\$ 5,390	\$ 75 1.4%
225-5610-330	VEHICLE USE REIMBURSEMENT	\$ -	\$ -	\$ -	\$ -	\$ -	\$ -	\$ -	\$ - 100.0%
225-5610-345	PUBLIC INFO & EDUCATION	\$ 10	\$ 7,245	\$ -	\$ 7,245	\$ 11,700	\$ -	\$ 11,700	\$ 4,455 61.5%
225-5610-360	ANNUAL BUSINESS LUNCHEON	\$ -	\$ 14,000	\$ -	\$ -	\$ 12,000	\$ -	\$ 12,000	\$ (2,000) -14.3%
225-5610-390	ROOM TAX PAYMENT TO CHAMBER	\$ 238,118	\$ 257,390	\$ 46,411	\$ 257,390	\$ 294,200	\$ -	\$ 294,200	\$ 36,810 14.3%
225-5610-392	(30%) PROMOTIONAL EXPENSES	\$ 625	\$ 1,900	\$ 6,264	\$ 6,300	\$ 4,400	\$ -	\$ 4,400	\$ 2,500 131.6%
225-5610-393	SIGNAGE IMPROVEMENTS	\$ -	\$ -	\$ -	\$ -	\$ -	\$ -	\$ -	\$ - 100.0%
225-5610-394	SPORTS RELATED PROMO EXP	\$ -	\$ 50,000	\$ -	\$ -	\$ -	\$ -	\$ -	\$ (50,000) -100.0%
225-5610-396	GRANTS TO OTHERS	\$ -	\$ -	\$ -	\$ -	\$ -	\$ -	\$ -	\$ - 100.0%
	<b>Subtotal Operating Expenditures</b>	<b>\$ 244,331</b>	<b>\$ 342,150</b>	<b>\$ 58,274</b>	<b>\$ 282,550</b>	<b>\$ 334,005</b>	<b>\$ -</b>	<b>\$ 334,005</b>	<b>\$ (8,145) -2.4%</b>
225-5610-570	IT OPERATING ISF ALLOCATION	\$ 1,240	\$ 1,520	\$ 760	\$ 1,520	\$ 1,565	\$ -	\$ 1,565	\$ 45 3.0%
	<b>Subtotal Fixed Costs</b>	<b>\$ 1,240</b>	<b>\$ 1,520</b>	<b>\$ 760</b>	<b>\$ 1,520</b>	<b>\$ 1,565</b>	<b>\$ -</b>	<b>\$ 1,565</b>	<b>\$ 45 3.0%</b>
225-5612-600	BAD DEBT EXPENSE-REV LOANS	\$ 90	\$ -	\$ -	\$ -	\$ -	\$ -	\$ -	\$ - 100.0%
225-5922-100	TRANSFER TO GENERAL FUND	\$ 53,160	\$ 55,160	\$ 27,580	\$ 55,390	\$ 58,075	\$ -	\$ 58,075	\$ 2,915 5.3%
	<b>Subtotal Transfers &amp; Other Uses</b>	<b>\$ 53,250</b>	<b>\$ 55,160</b>	<b>\$ 27,580</b>	<b>\$ 55,390</b>	<b>\$ 58,075</b>	<b>\$ -</b>	<b>\$ 58,075</b>	<b>\$ 2,915 5.3%</b>
	<b>Total Expenditures</b>	<b>\$ 298,821</b>	<b>\$ 399,010</b>	<b>\$ 86,614</b>	<b>\$ 339,460</b>	<b>\$ 398,645</b>	<b>\$ -</b>	<b>\$ 398,645</b>	<b>\$ (365) -0.1%</b>

**Net Surplus/(Deficit) \$ 18,559 \$ (49,370) \$ (24,478) \$ 10,181 \$ (1) \$ - \$ (1) \$ 49,369**

**Room Tax - General**

(target: 15-20% of budgeted expenditures)

Beginning Fund Balance	\$ 325,185	\$ 343,482	\$ 343,482	\$ 343,482	\$ 353,243	\$ 353,243
Annual Activity	\$ 18,297	\$ 210	\$ (24,559)	\$ 9,761	\$ (421)	\$ (421)
Estimated Ending Fund Balance	\$ 343,482	\$ 343,692	\$ 318,923	\$ 353,243	\$ 352,822	\$ 352,822
% of expenditures	114.9%	86.1%		104.1%	88.5%	88.5%

**Room Tax - Sports Fund**

Beginning Fund Balance	\$ 50,094	\$ 50,094	\$ 50,094	\$ 50,094	\$ 50,094	\$ 50,094
Annual Activity	\$ -	\$ (50,000)	\$ -	\$ -	\$ -	\$ -
Estimated Ending Fund Balance	\$ 50,094	\$ 94	\$ 50,094	\$ 50,094	\$ 50,094	\$ 50,094

**Room Tax - Placemaking/Signage**

(target: 15-20% of budgeted expenditures)

Beginning Fund Balance	\$ 38,968	\$ 38,968	\$ 38,968	\$ 38,968	\$ 38,968	\$ 38,968
Annual Activity	\$ -	\$ -	\$ -	\$ -	\$ -	\$ -
Estimated Ending Fund Balance	\$ 38,968	\$ 38,968	\$ 38,968	\$ 38,968	\$ 38,968	\$ 38,968

**Revolving Loan Fund**

Beginning Fund Balance	\$ 302,849	\$ 362,257	\$ 362,257	\$ 362,257	\$ 377,257	\$ 377,257
Annual Activity	\$ 59,408	\$ 20,000	\$ 7,576	\$ 15,000	\$ -	\$ -
Estimated Ending Fund Balance	\$ 362,257	\$ 382,257	\$ 369,834	\$ 377,257	\$ 377,257	\$ 377,257

**Grant Fund (project ended)**

Beginning Fund Balance	\$ -	\$ -	\$ -	\$ -	\$ -	\$ -
Annual Activity	\$ -	\$ -	\$ -	\$ -	\$ -	\$ -
Estimated Ending Fund Balance	\$ -	\$ -	\$ -	\$ -	\$ -	\$ -

**Undesignated**

Beginning Fund Balance	\$ 141,027	\$ 81,881	\$ 81,881	\$ 81,881	\$ 67,301	\$ 67,301
Annual Activity	\$ (59,146)	\$ (19,580)	\$ (7,495)	\$ (14,580)	\$ 420	\$ 420
Estimated Ending Fund Balance	\$ 81,881	\$ 62,301	\$ 74,386	\$ 67,301	\$ 67,721	\$ 67,721

**Total Fund Balance**

Beginning Fund Balance	\$ 858,123	\$ 876,683	\$ 876,683	\$ 876,683	\$ 886,864	\$ 886,864
Annual Activity	\$ 18,559	\$ (49,370)	\$ (24,478)	\$ 10,181	\$ (1)	\$ (1)
Estimated Ending Fund Balance	\$ 876,682	\$ 827,313	\$ 852,205	\$ 886,864	\$ 886,863	\$ 886,863

City of Fitchburg  
Affordable Housing Fund #226  
2023 Operating Budget

Acct #	Account Name	2021 Actual	2022 Adopted Budget	06/2022 YTD Actual	2022 Estimate	2023 Budget Request	Revisions Thru Adoption	2023 Adopted Budget	Budget Change	
226-4810-000	INTEREST ON INVESTMENTS	\$ 93	\$ 100	\$ 94	\$ 100	\$ 500	\$ -	\$ 500	\$ 400	400.0%
226-4921-404	TRX FROM TID 4 CLOSURE-AFFORD	\$ -	\$ -	\$ -	\$ -	\$ 3,500,000	\$ -	\$ 3,500,000	\$ 3,500,000	100.0%
226-4921-406	TRX FROM TID 6 CLOSURE-AFFORD	\$ -	\$ -	\$ -	\$ 1,870,305	\$ -	\$ -	\$ -	\$ -	100.0%
226-4921-407	TRX FROM TID 7 CLOSURE-AFFORD	\$ -	\$ -	\$ -	\$ -	\$ -	\$ -	\$ -	\$ -	100.0%
226-4922-404	TRX FROM TID 4 CLOSURE-HOUSING	\$ -	\$ -	\$ -	\$ -	\$ 1,500,000	\$ -	\$ 1,500,000	\$ 1,500,000	100.0%
226-4922-406	TRX FROM TID 6 CLOSURE-HOUSING	\$ -	\$ -	\$ -	\$ 801,559	\$ -	\$ -	\$ -	\$ -	100.0%
226-4922-407	TRX FROM TID 7 CLOSURE-HOUSING	\$ -	\$ -	\$ -	\$ -	\$ -	\$ -	\$ -	\$ -	100.0%
226-4930-226	FUND BALANCE APPLIED-AFORD	\$ -	\$ -	\$ -	\$ -	\$ 2,600,000	\$ (2,600,000)	\$ -	\$ -	100.0%
	<b>Subtotal Miscellaneous Revenues</b>	\$ 93	\$ 100	\$ 94	\$ 2,671,964	\$ 7,600,500	\$ (2,600,000)	\$ 5,000,500	\$ 5,000,400	5000400.0%
	<b>Total Revenues</b>	\$ 93	\$ 100	\$ 94	\$ 2,671,964	\$ 7,600,500	\$ (2,600,000)	\$ 5,000,500	\$ 5,000,400	5000400.0%

Acct #	Account Name	2021 Actual	2022 Adopted Budget	06/2022 YTD Actual	2022 Estimate	2023 Budget Request	Revisions Thru Adoption	2023 Adopted Budget	Budget Change	
226-5610-210	PROFESSIONAL SERVICES-AFORD	\$ 10,000	\$ 41,000	\$ -	\$ 41,000	\$ 25,000	\$ -	\$ 25,000	\$ (16,000)	-39.0%
	<b>Subtotal Contractual Services - Affordable</b>	\$ 10,000	\$ 41,000	\$ -	\$ 41,000	\$ 25,000	\$ -	\$ 25,000	\$ (16,000)	-39.0%
226-5610-325	TRAINING & TRAVEL-AFFORD	\$ 355	\$ 525	\$ -	\$ 525	\$ 525	\$ -	\$ 525	\$ -	0.0%
	<b>Subtotal Operating Expenditures - Affordable</b>	\$ 355	\$ 525	\$ -	\$ 525	\$ 525	\$ -	\$ 525	\$ -	0.0%
226-5910-400	TRX TO F400-AFFORD	\$ -	\$ -	\$ -	\$ -	\$ 2,600,000	\$ (2,600,000)	\$ -	\$ -	100.0%
	<b>Subtotal Transfers &amp; Other Uses-Affordable</b>	\$ -	\$ -	\$ -	\$ -	\$ 2,600,000	\$ (2,600,000)	\$ -	\$ -	100.0%
226-5670-140	PER DIEMS - HOUSING COMMITTEE	\$ 125	\$ 840	\$ -	\$ 840	\$ 840	\$ -	\$ 840	\$ -	0.0%
226-5670-131	FICA	\$ 10	\$ -	\$ -	\$ -	\$ -	\$ -	\$ -	\$ -	100.0%
	<b>Subtotal Personnel Costs - Housing</b>	\$ 135	\$ 840	\$ -	\$ 840	\$ 840	\$ -	\$ 840	\$ -	0.0%
226-5670-210	PROFESSIONAL SERVICES-HOUSING	\$ -	\$ -	\$ -	\$ -	\$ 25,000	\$ -	\$ 25,000	\$ 25,000	100.0%
	<b>Subtotal Contractual Services - Housing</b>	\$ -	\$ -	\$ -	\$ -	\$ 25,000	\$ -	\$ 25,000	\$ 25,000	100.0%
	<b>Total Expenditures</b>	\$ 10,490	\$ 42,365	\$ -	\$ 42,365	\$ 2,651,365	\$ (2,600,000)	\$ 51,365	\$ 9,000	21.2%

**Net Surplus/(Deficit)** \$ (10,397) \$ (42,265) \$ 94 \$ 2,629,599 \$ 2,349,135 \$ 2,600,000 \$ 4,949,135 \$ 4,991,400

**Tax Increment Extension - Affordable**

(75% of tax increment transferred)									
Beginning Fund Balance	\$ 55,614	\$ 45,351	\$ 45,351	\$ 45,351	\$ 1,874,231		\$ 1,874,231		
Annual Activity	\$ (10,262)	\$ (41,425)	\$ 94	\$ 1,828,880	\$ 874,975		\$ 3,474,975		
Estimated Ending Fund Balance	\$ 45,351	\$ 3,926	\$ 45,445	\$ 1,874,231	\$ 2,749,206		\$ 5,349,206		

**Tax Increment Extension - Any Housing**

(25% of tax increment transferred)									
Beginning Fund Balance	\$ 31,483	\$ 31,348	\$ 31,348	\$ 31,348	\$ 832,067		\$ 832,067		
Annual Activity	\$ (135)	\$ (840)	\$ -	\$ 800,719	\$ 1,474,160		\$ 1,474,160		
Estimated Ending Fund Balance	\$ 31,348	\$ 30,508	\$ 31,348	\$ 832,067	\$ 2,306,227		\$ 2,306,227		

**Undesignated**

Beginning Fund Balance	\$ -	\$ -	\$ -	\$ -	\$ -		\$ -		
Annual Activity	\$ -	\$ -	\$ -	\$ -	\$ -		\$ -		
Estimated Ending Fund Balance	\$ -	\$ -	\$ -	\$ -	\$ -		\$ -		

**Total Fund Balance**

Beginning Fund Balance	\$ 87,096	\$ 76,699	\$ 76,699	\$ 76,699	\$ 2,706,298		\$ 2,706,298		
Annual Activity	\$ (10,397)	\$ (42,265)	\$ 94	\$ 2,629,599	\$ 2,349,135		\$ 4,949,135		
Estimated Ending Fund Balance	\$ 76,699	\$ 34,434	\$ 76,793	\$ 2,706,298	\$ 5,055,433		\$ 7,655,433		



City of Fitchburg  
 American Rescue Plan (ARPA) Funding #229  
 2023 Operating Budget

Acct #	Account Name	2021 Actual	2022 Adopted Budget	06/2022 YTD Actual	2022 Estimate	2023 Budget Request	Revisions Thru Adoption	2023 Adopted Budget	Budget Change	
229-4329-100	OTHER FED GRANT	\$ 10,881	\$ 1,611,477	\$ 3,212,073	\$ 1,233,200	\$ 1,978,873	\$ -	\$ 1,978,873	\$ 367,396	22.8%
229-4810-000	INTEREST ON INVESTMENTS	\$ 174	\$ -	\$ -	\$ -	\$ -	\$ -	\$ -	\$ -	100.0%
	<b>Subtotal Miscellaneous Revenues</b>	<b>\$ 11,055</b>	<b>\$ 1,611,477</b>	<b>\$ 3,212,073</b>	<b>\$ 1,233,200</b>	<b>\$ 1,978,873</b>	<b>\$ -</b>	<b>\$ 1,978,873</b>	<b>\$ 367,396</b>	<b>22.8%</b>
	<b>Total Revenues</b>	<b>\$ 11,055</b>	<b>\$ 1,611,477</b>	<b>\$ 3,212,073</b>	<b>\$ 1,233,200</b>	<b>\$ 1,978,873</b>	<b>\$ -</b>	<b>\$ 1,978,873</b>	<b>\$ 367,396</b>	<b>22.8%</b>
Acct #	Account Name	2021 Actual	2022 Adopted Budget	06/2022 YTD Actual	2022 Estimate	2023 Budget Request	Revisions Thru Adoption	2023 Adopted Budget	Budget Change	
229-5300-210	PROFESSIONAL SERVICES - PW	\$ -	\$ -	\$ -	\$ -	\$ 20,000	\$ (20,000)	\$ -	\$ -	100.0%
229-5520-210	PROFESSIONAL SERVICES - PARKS	\$ -	\$ -	\$ -	\$ -	\$ 50,000	\$ (40,000)	\$ 10,000	\$ 10,000	100.0%
	<b>Total Contractual Services</b>	<b>\$ -</b>	<b>\$ -</b>	<b>\$ -</b>	<b>\$ -</b>	<b>\$ 70,000</b>	<b>\$ (60,000)</b>	<b>\$ 10,000</b>	<b>\$ 10,000</b>	<b>100.0%</b>
229-5144-389	HNI GRANTS TO OTHERS	\$ -	\$ -	\$ -	\$ -	\$ 150,000	\$ (150,000)	\$ -	\$ -	100.0%
229-5165-340	OPERATING SUPPLIES - CITY HALL	\$ -	\$ -	\$ 205	\$ 500	\$ 500	\$ -	\$ 500	\$ 500	100.0%
229-5165-355	EQUIPMENT EXPENSE-CH	\$ -	\$ -	\$ -	\$ 5,000	\$ -	\$ -	\$ -	\$ -	100.0%
229-5165-360	BLDG CUSTODIAL SUPPLIES-CH	\$ -	\$ -	\$ -	\$ 500	\$ 500	\$ -	\$ 500	\$ 500	100.0%
229-5210-340	OPERATING SUPPLIES - POLICE	\$ -	\$ -	\$ -	\$ 500	\$ 500	\$ -	\$ 500	\$ 500	100.0%
229-5210-360	BLDG CUSTODIAL SUPPLIES-PD	\$ -	\$ -	\$ 46	\$ 500	\$ 500	\$ -	\$ 500	\$ 500	100.0%
229-5220-340	OPERATING SUPPLIES - FIRE	\$ -	\$ -	\$ 24	\$ 500	\$ 500	\$ -	\$ 500	\$ 500	100.0%
229-5220-360	BLDG CUSTODIAL SUPPLIES-FD	\$ -	\$ -	\$ -	\$ 500	\$ 500	\$ -	\$ 500	\$ 500	100.0%
229-5300-340	OPERATING SUPPLIES - STREETS	\$ -	\$ -	\$ -	\$ -	\$ -	\$ -	\$ -	\$ -	100.0%
229-5300-360	BLDG CUSTODIAL SUPPLIES-STREET	\$ -	\$ -	\$ -	\$ -	\$ -	\$ -	\$ -	\$ -	100.0%
229-5460-340	OPERATING SUPPLIES - SR CNTR	\$ -	\$ -	\$ -	\$ 500	\$ 500	\$ -	\$ 500	\$ 500	100.0%
229-5460-360	BLDG CUSTODIAL SUPPLIES - SR	\$ -	\$ -	\$ -	\$ 500	\$ 500	\$ -	\$ 500	\$ 500	100.0%
229-5511-340	OPERATING SUPPLIES - LIBRARY	\$ -	\$ -	\$ 154	\$ 500	\$ 500	\$ -	\$ 500	\$ 500	100.0%
229-5511-360	BLDG CUSTODIAL SUPPLIES-LIB	\$ -	\$ -	\$ 96	\$ 500	\$ 500	\$ -	\$ 500	\$ 500	100.0%
229-5520-290	OTHER CONTRACTUAL - PARKS	\$ -	\$ -	\$ -	\$ -	\$ 159,000	\$ (155,000)	\$ 4,000	\$ 4,000	100.0%
229-5520-340	OPERATING SUPPLIES - PARKS	\$ -	\$ -	\$ -	\$ -	\$ 4,500	\$ -	\$ 4,500	\$ 4,500	100.0%
229-5520-360	BLDG CUSTODIAL SUPPLIES-PARKS	\$ -	\$ -	\$ -	\$ -	\$ -	\$ -	\$ -	\$ -	100.0%
	<b>Total Operating Expenditures</b>	<b>\$ -</b>	<b>\$ -</b>	<b>\$ 525</b>	<b>\$ 10,000</b>	<b>\$ 318,500</b>	<b>\$ (305,000)</b>	<b>\$ 13,500</b>	<b>\$ 13,500</b>	<b>100.0%</b>
229-5920-100	TRX TO GENERAL FUND	\$ 3,054	\$ -	\$ -	\$ -	\$ -	\$ -	\$ -	\$ -	100.0%
229-5920-250	TRX TO LIBRARY FUND	\$ 1,626	\$ -	\$ -	\$ -	\$ -	\$ -	\$ -	\$ -	100.0%
229-5920-400	TRX TO CAPITAL PROJECTS FUND	\$ -	\$ -	\$ 638,000	\$ 638,000	\$ 2,394,500	\$ (500,000)	\$ 1,894,500	\$ 1,894,500	100.0%
229-5920-602	TRX TO WATER UTILITY FUND	\$ 276	\$ -	\$ -	\$ -	\$ -	\$ -	\$ -	\$ -	100.0%
229-5920-604	TRX TO STORMWATER UTILITY FUND	\$ -	\$ -	\$ -	\$ 566,600	\$ -	\$ -	\$ -	\$ -	100.0%
229-5920-700	TRX TO TECHNOLOGY FUND	\$ 5,924	\$ -	\$ 18,600	\$ 18,600	\$ 3,600	\$ (3,600)	\$ -	\$ -	100.0%
	<b>Total Transfers &amp; Other Financing Sources</b>	<b>\$ 10,881</b>	<b>\$ -</b>	<b>\$ 656,600</b>	<b>\$ 1,223,200</b>	<b>\$ 2,398,100</b>	<b>\$ (503,600)</b>	<b>\$ 1,894,500</b>	<b>\$ 1,894,500</b>	<b>100.0%</b>
	<b>Total Expenditures</b>	<b>\$ 10,881</b>	<b>\$ -</b>	<b>\$ 657,125</b>	<b>\$ 1,233,200</b>	<b>\$ 2,786,600</b>	<b>\$ (868,600)</b>	<b>\$ 1,918,000</b>	<b>\$ 1,918,000</b>	<b>100.0%</b>
<b>Net Surplus/(Deficit)</b>		<b>\$ 174</b>	<b>\$ 1,611,477</b>	<b>\$ 2,554,948</b>	<b>\$ -</b>	<b>\$ (807,727)</b>	<b>\$ 868,600</b>	<b>\$ 60,873</b>	<b>\$ (1,550,604)</b>	
	Beginning Fund Balance	\$ -	\$ 174	\$ 174	\$ 174	\$ 174	\$ -	\$ 174	\$ -	
	Annual Activity	\$ 174	\$ 1,611,477	\$ 2,554,948	\$ -	\$ (807,727)	\$ -	\$ 60,873	\$ -	
	Estimated Ending Fund Balance	<b>\$ 174</b>	<b>\$ 1,611,651</b>	<b>\$ 2,555,122</b>	<b>\$ 174</b>	<b>\$ (807,553)</b>	<b>\$ -</b>	<b>\$ 61,047</b>	<b>\$ -</b>	

City of Fitchburg  
TID Closure Excess Increment Funding #230  
2023 Operating Budget

Acct #	Account Name	2021 Actual	2022 Adopted Budget	06/2022 YTD Actual	2022 Estimate	2023 Budget Request	Revisions Thru Adoption	2023 Adopted Budget	Budget Change	
230-4118-404	TIF #4 DISTRIBUTIONS	\$ -	\$ -	\$ -	\$ -	\$ -	\$ -	\$ -	\$ -	100.0%
230-4118-406	TIF #6 DISTRIBUTIONS	\$ -	\$ -	\$ -	\$ 2,000,000	\$ -	\$ -	\$ -	\$ -	100.0%
	<b>Taxes and Tax Equivalents Total</b>	\$ -	\$ -	\$ -	\$ 2,000,000	\$ -	\$ -	\$ -	\$ -	100.0%
230-4810-000	INTEREST ON INVESTMENTS	\$ -	\$ -	\$ -	\$ -	\$ -	\$ -	\$ -	\$ -	100.0%
230-4930-230	FUND BALANCE APPLIED	\$ -	\$ -	\$ -	\$ -	\$ 1,363,750	\$ (535,000)	\$ 828,750	\$ 828,750	100.0%
	<b>Subtotal Miscellaneous Revenues</b>	\$ -	\$ -	\$ -	\$ -	\$ 1,363,750	\$ (535,000)	\$ 828,750	\$ 828,750	100.0%
	<b>Total Revenues</b>	\$ -	\$ -	\$ -	\$ 2,000,000	\$ 1,363,750	\$ (535,000)	\$ 828,750	\$ 828,750	100.0%

Acct #	Account Name	2021 Actual	2022 Adopted Budget	06/2022 YTD Actual	2022 Estimate	2023 Budget Request	Revisions Thru Adoption	2023 Adopted Budget	Budget Change	
230-5115-210	PROFESSIONAL SERVICES	\$ -	\$ -	\$ -	\$ 80,000	\$ -	\$ -	\$ -	\$ -	100.0%
230-5152-210	PROFESSIONAL SERVICES	\$ -	\$ -	\$ -	\$ -	\$ -	\$ -	\$ -	\$ -	100.0%
230-5153-210	PROFESSIONAL SERVICES	\$ -	\$ -	\$ -	\$ -	\$ 150,000	\$ (40,000)	\$ 110,000	\$ 110,000	100.0%
230-5630-210	PROFESSIONAL SERVICES	\$ -	\$ -	\$ -	\$ 300,000	\$ 25,000	\$ (25,000)	\$ -	\$ -	100.0%
230-5670-210	PROFESSIONAL SERVICES	\$ -	\$ -	\$ -	\$ -	\$ -	\$ -	\$ -	\$ -	100.0%
230-5115-290	OTHER CONTRACTUAL SERVICES	\$ -	\$ -	\$ -	\$ -	\$ 25,000	\$ (25,000)	\$ -	\$ -	100.0%
230-5520-290	OTHER CONTRACTUAL	\$ -	\$ -	\$ -	\$ -	\$ -	\$ 10,000	\$ 10,000	\$ 10,000	100.0%
	<b>Total Contractual Services</b>	\$ -	\$ -	\$ -	\$ 380,000	\$ 200,000	\$ (80,000)	\$ 120,000	\$ 120,000	100.0%

230-5143-325	TRAINING & TRAVEL	\$ -	\$ -	\$ -	\$ -	\$ 50,000	\$ (25,000)	\$ 25,000	\$ 25,000	100.0%
230-5165-340	OPERATING SUPPLIES - CITY HALL	\$ -	\$ -	\$ -	\$ -	\$ -	\$ -	\$ -	\$ -	100.0%
230-5165-355	EQUIPMENT EXPENSE-CH	\$ -	\$ -	\$ -	\$ -	\$ -	\$ -	\$ -	\$ -	100.0%
230-5165-360	BLDG CUSTODIAL SUPPLIES-CH	\$ -	\$ -	\$ -	\$ -	\$ -	\$ -	\$ -	\$ -	100.0%
230-5210-340	OPERATING SUPPLIES - POLICE	\$ -	\$ -	\$ -	\$ -	\$ -	\$ -	\$ -	\$ -	100.0%
230-5210-360	BLDG CUSTODIAL SUPPLIES-PD	\$ -	\$ -	\$ -	\$ -	\$ -	\$ -	\$ -	\$ -	100.0%
230-5220-340	OPERATING SUPPLIES - FIRE	\$ -	\$ -	\$ -	\$ -	\$ -	\$ -	\$ -	\$ -	100.0%
230-5220-360	BLDG CUSTODIAL SUPPLIES-FD	\$ -	\$ -	\$ -	\$ -	\$ -	\$ -	\$ -	\$ -	100.0%
230-5460-340	OPERATING SUPPLIES - SR CNTR	\$ -	\$ -	\$ -	\$ -	\$ -	\$ -	\$ -	\$ -	100.0%
230-5460-360	BLDG CUSTODIAL SUPPLIES - SR	\$ -	\$ -	\$ -	\$ -	\$ -	\$ -	\$ -	\$ -	100.0%
230-5511-340	OPERATING SUPPLIES - LIBRARY	\$ -	\$ -	\$ -	\$ -	\$ -	\$ -	\$ -	\$ -	100.0%
230-5511-360	BLDG CUSTODIAL SUPPLIES-LIB	\$ -	\$ -	\$ -	\$ -	\$ -	\$ -	\$ -	\$ -	100.0%
	<b>Total Operating Expenditures</b>	\$ -	\$ -	\$ -	\$ -	\$ 50,000	\$ (25,000)	\$ 25,000	\$ 25,000	100.0%

230-5920-100	TRX TO GENERAL FUND	\$ -	\$ -	\$ -	\$ -	\$ -	\$ -	\$ -	\$ -	100.0%
230-5920-250	TRX TO LIBRARY FUND	\$ -	\$ -	\$ -	\$ -	\$ -	\$ -	\$ -	\$ -	100.0%
230-5920-400	TRX TO CAPITAL PROJECTS FUND	\$ -	\$ -	\$ 540,000	\$ 540,000	\$ 1,363,750	\$ (430,000)	\$ 933,750	\$ 933,750	100.0%
230-5920-602	TRX TO WATER UTILITY FUND	\$ -	\$ -	\$ -	\$ -	\$ -	\$ -	\$ -	\$ -	100.0%
230-5920-700	TRX TO TECHNOLOGY FUND	\$ -	\$ -	\$ -	\$ -	\$ -	\$ -	\$ -	\$ -	100.0%
	<b>Total Transfers &amp; Other Financing Sources</b>	\$ -	\$ -	\$ 540,000	\$ 540,000	\$ 1,363,750	\$ (430,000)	\$ 933,750	\$ 933,750	100.0%
	<b>Total Expenditures</b>	\$ -	\$ -	\$ 540,000	\$ 920,000	\$ 1,613,750	\$ (535,000)	\$ 1,078,750	\$ 1,078,750	100.0%

**Net Surplus/(Deficit)** \$ - \$ - \$ (540,000) \$ 1,080,000 \$ (1,613,750) \$ 535,000 \$ (1,078,750) \$ (1,078,750)

Beginning Fund Balance	\$ -	\$ -	\$ -	\$ -	\$ 1,080,000	\$ -	\$ 1,080,000	\$ -	\$ 1,080,000
Annual Activity	\$ -	\$ -	\$ (540,000)	\$ 1,080,000	\$ (1,613,750)	\$ -	\$ (1,078,750)	\$ -	\$ (1,078,750)
Estimated Ending Fund Balance	\$ -	\$ -	\$ (540,000)	\$ 1,080,000	\$ (533,750)	\$ -	\$ 1,250	\$ -	\$ 1,250

City of Fitchburg  
Transit Fund #231  
2023 Operating Budget

Acct #	Account Name	2021 Actual	2022 Adopted Budget	06/2022 YTD Actual	2022 Estimate	2023 Budget Request	Revisions Thru Adoption	2023 Adopted Budget	Budget Change	
231-4111-000	PROPERTY TAX LEVY	\$ -	\$ -	\$ -	\$ -	\$ 552,395	\$ -	\$ 552,395	\$ 552,395	100.0%
231-4323-500	FEDERAL AID - MASS TRANSIT	\$ -	\$ -	\$ -	\$ -	\$ 862,503	\$ -	\$ 862,503	\$ 862,503	100.0%
231-4810-000	INTEREST ON INVESTMENTS	\$ -	\$ -	\$ -	\$ -	\$ -	\$ -	\$ -	\$ -	100.0%
	<b>Total Revenues</b>	<b>\$ -</b>	<b>\$ -</b>	<b>\$ -</b>	<b>\$ -</b>	<b>\$ 1,414,898</b>	<b>\$ -</b>	<b>\$ 1,414,898</b>	<b>\$ 1,414,898</b>	<b>100.0%</b>
Acct #	Account Name	2021 Actual	2022 Adopted Budget	06/2022 YTD Actual	2022 Estimate	2023 Budget Request	Revisions Thru Adoption	2023 Adopted Budget	Budget Change	
231-5352-110	SALARIES & WAGES - TRANSIT	\$ -	\$ -	\$ -	\$ -	\$ 4,194	\$ -	\$ 4,194	\$ 4,194	100.0%
231-5352-115	OVERTIME	\$ -	\$ -	\$ -	\$ -	\$ -	\$ -	\$ -	\$ -	100.0%
231-5352-120	PT/LTE/SEASONAL WAGES	\$ -	\$ -	\$ -	\$ -	\$ -	\$ -	\$ -	\$ -	100.0%
231-5352-131	FICA	\$ -	\$ -	\$ -	\$ -	\$ 321	\$ -	\$ 321	\$ 321	100.0%
231-5352-132	WRS	\$ -	\$ -	\$ -	\$ -	\$ 285	\$ -	\$ 285	\$ 285	100.0%
231-5352-135	LONGEVITY	\$ -	\$ -	\$ -	\$ -	\$ -	\$ -	\$ -	\$ -	100.0%
231-5352-160	HEALTH INS	\$ -	\$ -	\$ -	\$ -	\$ 1,048	\$ -	\$ 1,048	\$ 1,048	100.0%
231-5352-161	LIFE INS	\$ -	\$ -	\$ -	\$ -	\$ 3	\$ -	\$ 3	\$ 3	100.0%
231-5352-162	DISABILITY INS	\$ -	\$ -	\$ -	\$ -	\$ 20	\$ -	\$ 20	\$ 20	100.0%
231-5352-163	DENTAL INS	\$ -	\$ -	\$ -	\$ -	\$ 67	\$ -	\$ 67	\$ 67	100.0%
	<b>Personnel Costs</b>	<b>\$ -</b>	<b>\$ -</b>	<b>\$ -</b>	<b>\$ -</b>	<b>\$ 5,938</b>	<b>\$ -</b>	<b>\$ 5,938</b>	<b>\$ 5,938</b>	<b>100.0%</b>
231-5352-200	METRO TRANSIT SERVICES	\$ -	\$ -	\$ -	\$ -	\$ 1,408,960	\$ -	\$ 1,408,960	\$ 1,408,960	100.0%
231-5352-210	PROFESSIONAL SERVICES	\$ -	\$ -	\$ -	\$ -	\$ -	\$ -	\$ -	\$ -	100.0%
231-5352-290	OTHER CONTRACTUAL SERVICES	\$ -	\$ -	\$ -	\$ -	\$ -	\$ -	\$ -	\$ -	100.0%
	<b>Total Contractual Services</b>	<b>\$ -</b>	<b>\$ -</b>	<b>\$ -</b>	<b>\$ -</b>	<b>\$ 1,408,960</b>	<b>\$ -</b>	<b>\$ 1,408,960</b>	<b>\$ 1,408,960</b>	<b>100.0%</b>
231-5352-340		\$ -	\$ -	\$ -	\$ -	\$ -	\$ -	\$ -	\$ -	100.0%
231-5352-355	TRANSIT EQUIPMENT	\$ -	\$ -	\$ -	\$ -	\$ -	\$ -	\$ -	\$ -	100.0%
	<b>Total Operating Expenditures</b>	<b>\$ -</b>	<b>\$ -</b>	<b>\$ -</b>	<b>\$ -</b>	<b>\$ -</b>	<b>\$ -</b>	<b>\$ -</b>	<b>\$ -</b>	<b>100.0%</b>
231-5920-100	TRX TO GENERAL FUND	\$ -	\$ -	\$ -	\$ -	\$ -	\$ -	\$ -	\$ -	100.0%
231-5920-400	TRX TO CAPITAL PROJECTS FUND	\$ -	\$ -	\$ -	\$ -	\$ -	\$ -	\$ -	\$ -	100.0%
	<b>Total Transfers &amp; Other Financing Sources</b>	<b>\$ -</b>	<b>\$ -</b>	<b>\$ -</b>	<b>\$ -</b>	<b>\$ -</b>	<b>\$ -</b>	<b>\$ -</b>	<b>\$ -</b>	<b>100.0%</b>
	<b>Total Expenditures</b>	<b>\$ -</b>	<b>\$ -</b>	<b>\$ -</b>	<b>\$ -</b>	<b>\$ 1,414,898</b>	<b>\$ -</b>	<b>\$ 1,414,898</b>	<b>\$ 1,414,898</b>	<b>100.0%</b>
	<b>Net Surplus/(Deficit)</b>	<b>\$ -</b>	<b>\$ -</b>	<b>\$ -</b>	<b>\$ -</b>	<b>\$ -</b>	<b>\$ -</b>	<b>\$ -</b>	<b>\$ -</b>	<b>-</b>
	Beginning Fund Balance	\$ -	\$ -	\$ -	\$ -	\$ -	\$ -	\$ -	\$ -	
	Annual Activity	\$ -	\$ -	\$ -	\$ -	\$ -	\$ -	\$ -	\$ -	
	Estimated Ending Fund Balance	<b>\$ -</b>	<b>\$ -</b>	<b>\$ -</b>	<b>\$ -</b>	<b>\$ -</b>	<b>\$ -</b>	<b>\$ -</b>	<b>\$ -</b>	

City of Fitchburg  
 Library Fund #250  
 2023 Operating Budget

Acct #	Account Name	2021 Actual	2022 Adopted Budget	06/2022 YTD Actual	2022 Estimate	2023 Budget Request	Revisions Thru Adoption	2023 Adopted Budget	Budget Change	
250-4111-000	PROPERTY TAX LEVY	\$ 1,964,700	\$ 2,052,994	\$ 2,052,994	\$ 2,052,994	\$ 2,170,815	\$ -	\$ 2,170,815	\$ 117,821	5.7%
250-4329-100	OTHER FED GRANT	\$ -	\$ -	\$ -	\$ -	\$ -	\$ -	\$ -	\$ -	100.0%
250-4374-103	NET COUNTY PAYMENT	\$ 83,300	\$ 83,300	\$ 82,452	\$ 83,300	\$ 83,300	\$ -	\$ 83,300	\$ -	0.0%
250-4510-000	LIBRARY FINES	\$ 81	\$ 500	\$ 99	\$ 200	\$ -	\$ -	\$ -	\$ (500)	-100.0%
250-4610-250	COPY FEES - LIBRARY	\$ 1,836	\$ 6,000	\$ 2,883	\$ 6,000	\$ 8,000	\$ -	\$ 8,000	\$ 2,000	33.3%
250-4810-100	INTEREST INCOME	\$ 1,284	\$ 2,000	\$ 2,571	\$ 2,000	\$ 2,000	\$ -	\$ 2,000	\$ -	0.0%
250-4810-103	MCF Endowment Investment Earn	\$ 16,049	\$ -	\$ -	\$ -	\$ -	\$ -	\$ -	\$ -	100.0%
250-4820-100	SALE OF SUPPLIES - LIBRARY	\$ 47	\$ 200	\$ 82	\$ 200	\$ 200	\$ -	\$ 200	\$ -	0.0%
250-4830-100	PAYMENT - FCH MATERIAL DAMAGE	\$ 3,826	\$ 4,500	\$ 1,378	\$ 3,000	\$ 4,500	\$ -	\$ 4,500	\$ -	0.0%
250-4850-000	DONATIONS	\$ 1,863	\$ 3,000	\$ 211	\$ 500	\$ 2,000	\$ -	\$ 2,000	\$ (1,000)	-33.3%
250-4860-000	PCARD REBATE	\$ 4,221	\$ 4,000	\$ -	\$ 4,000	\$ 4,000	\$ -	\$ 4,000	\$ -	0.0%
250-4875-001	MCF GRANT/ENDOWMENT DONATIONS	\$ -	\$ -	\$ -	\$ -	\$ -	\$ -	\$ -	\$ -	100.0%
250-4875-002	GRANT- OTHER	\$ -	\$ -	\$ -	\$ -	\$ -	\$ -	\$ -	\$ -	100.0%
250-4890-000	MISCELLANEOUS REVENUE	\$ 22,328	\$ 22,000	\$ 12,018	\$ 22,000	\$ 15,000	\$ -	\$ 15,000	\$ (7,000)	-31.8%
250-4890-400	ALLOCATED INSURANCE DIVIDEND	\$ -	\$ -	\$ -	\$ -	\$ -	\$ -	\$ -	\$ -	100.0%
250-4890-501	PAYMENT - OTHER SCLS DAMAGES	\$ 197	\$ 200	\$ 192	\$ 400	\$ 200	\$ -	\$ 200	\$ -	0.0%
250-4890-600	SALE OF FIXED ASSETS	\$ -	\$ -	\$ -	\$ -	\$ -	\$ -	\$ -	\$ -	100.0%
250-4922-229	TRANSFER FROM ARPA FUND	\$ 1,626	\$ -	\$ -	\$ -	\$ -	\$ -	\$ -	\$ -	100.0%
250-4930-251	ASSIGNED FUND BALANCE APPLIED	\$ -	\$ 10,000	\$ -	\$ 10,000	\$ 247,000	\$ -	\$ 247,000	\$ 237,000	2370.0%
	<b>Total Revenues</b>	<b>\$ 2,101,358</b>	<b>\$ 2,188,694</b>	<b>\$ 2,154,880</b>	<b>\$ 2,184,594</b>	<b>\$ 2,537,015</b>	<b>\$ -</b>	<b>\$ 2,537,015</b>	<b>\$ 348,321</b>	<b>15.9%</b>

Acct #	Account Name	2021 Actual	2022 Adopted Budget	06/2022 YTD Actual	2022 Estimate	2023 Budget Request	Revisions Thru Adoption	2023 Adopted Budget	Budget Change	
250-5511-110	SALARIES & WAGES - LIBRARY SVC	\$ 897,631	\$ 1,017,322	\$ 472,028	\$ 969,988	\$ 1,117,664	\$ -	\$ 1,117,664	\$ 100,342	9.9%
250-5511-115	OVERTIME	\$ 82	\$ 964	\$ 400	\$ 964	\$ 1,139	\$ -	\$ 1,139	\$ 175	18.2%
250-5511-120	PT/LTE/SEASONAL WAGES	\$ 39,643	\$ 57,200	\$ 19,253	\$ 46,800	\$ 73,055	\$ -	\$ 73,055	\$ 15,855	27.7%
250-5511-131	FICA	\$ 70,035	\$ 82,433	\$ 36,504	\$ 78,016	\$ 91,351	\$ -	\$ 91,351	\$ 8,918	10.8%
250-5511-132	WRS	\$ 46,046	\$ 51,467	\$ 24,511	\$ 49,461	\$ 58,278	\$ -	\$ 58,278	\$ 6,811	13.2%
250-5511-135	LIBRARY - LONGEVITY	\$ 1,665	\$ 2,070	\$ 1,845	\$ 2,070	\$ 2,273	\$ -	\$ 2,273	\$ 203	9.8%
250-5511-140	PER DIEMS - LIBRARY BOARD	\$ -	\$ -	\$ -	\$ -	\$ 1,800	\$ -	\$ 1,800	\$ 1,800	100.0%
250-5511-160	HEALTH INS	\$ 124,777	\$ 168,128	\$ 82,633	\$ 156,306	\$ 164,128	\$ -	\$ 164,128	\$ (4,000)	-2.4%
250-5511-161	LIFE INS	\$ 853	\$ 1,062	\$ 690	\$ 1,311	\$ 1,695	\$ -	\$ 1,695	\$ 633	59.6%
250-5511-162	DISABILITY INS	\$ -	\$ 4,472	\$ -	\$ -	\$ 4,673	\$ -	\$ 4,673	\$ 201	4.5%
250-5511-163	DENTAL INS	\$ 9,462	\$ 11,914	\$ 4,906	\$ 10,537	\$ 11,064	\$ -	\$ 11,064	\$ (850)	-7.1%
	<b>Personnel Costs</b>	<b>\$ 1,190,195</b>	<b>\$ 1,397,032</b>	<b>\$ 642,770</b>	<b>\$ 1,315,453</b>	<b>\$ 1,527,120</b>	<b>\$ -</b>	<b>\$ 1,527,120</b>	<b>\$ 130,088</b>	<b>9.3%</b>
250-5511-240	REPAIRS & MAINT BY OTHERS	\$ 37,550	\$ 37,000	\$ 12,041	\$ 35,000	\$ 20,000	\$ -	\$ 20,000	\$ (17,000)	-45.9%
250-5511-245	COMPUTER RELATED REP & MAINT	\$ -	\$ -	\$ -	\$ -	\$ -	\$ -	\$ -	\$ -	100.0%
250-5511-250	PUBLIC NOTICES & ADVERTISEMENT	\$ -	\$ -	\$ -	\$ -	\$ -	\$ -	\$ -	\$ -	100.0%
250-5511-290	OTHER CONTRACTUAL SERVICES	\$ 122,877	\$ 127,400	\$ 123,248	\$ 125,000	\$ 123,275	\$ -	\$ 123,275	\$ (4,125)	-3.2%
250-5511-291	CONTRACT SVC- PERFRMR & PRSNTRS	\$ 1,298	\$ 5,850	\$ 2,085	\$ 3,000	\$ 4,850	\$ -	\$ 4,850	\$ (1,000)	-17.1%
	<b>Contractual Services Costs</b>	<b>\$ 161,726</b>	<b>\$ 170,250</b>	<b>\$ 137,374</b>	<b>\$ 163,000</b>	<b>\$ 148,125</b>	<b>\$ -</b>	<b>\$ 148,125</b>	<b>\$ (22,125)</b>	<b>-13.0%</b>
250-5511-310	OFFICE SUPPLIES & POSTAGE	\$ 574	\$ 1,500	\$ 201	\$ 700	\$ 1,000	\$ -	\$ 1,000	\$ (500)	-33.3%
250-5511-323	UNIFORM ALLOWANCE	\$ -	\$ 150	\$ 348	\$ 348	\$ -	\$ -	\$ -	\$ (150)	-100.0%
250-5511-325	TRAINING & TRAVEL	\$ 618	\$ 6,000	\$ 1,690	\$ 3,000	\$ 4,000	\$ -	\$ 4,000	\$ (2,000)	-33.3%
250-5511-330	VEHICLE USE REIMBURSEMENT	\$ -	\$ 200	\$ 149	\$ 200	\$ 200	\$ -	\$ 200	\$ -	0.0%
250-5511-335	VEHICLE EXPENSE (G&O, REPAIRS)	\$ -	\$ 300	\$ 111	\$ 600	\$ 400	\$ -	\$ 400	\$ 100	33.3%
250-5511-340	OPERATING MATERIALS & SUPPLIES	\$ 16,059	\$ 33,500	\$ 10,157	\$ 33,500	\$ 25,330	\$ -	\$ 25,330	\$ (8,170)	-24.4%
250-5511-345	PUBLIC INFORMATION & EDUCATION	\$ -	\$ 2,500	\$ 1,011	\$ 2,000	\$ 2,000	\$ -	\$ 2,000	\$ (500)	-20.0%
250-5511-350	REPAIR & MAINTENANCE SUPPLIES	\$ 6,762	\$ 8,000	\$ 1,262	\$ 8,000	\$ 6,000	\$ -	\$ 6,000	\$ (2,000)	-25.0%
250-5511-355	EQUIPMENT OPERATING EXPENSE	\$ 49,092	\$ 51,900	\$ 28,722	\$ 51,900	\$ 37,250	\$ -	\$ 37,250	\$ (14,650)	-28.2%
250-5511-360	BLDG CUSTODIAL SUPPLIES	\$ 4,905	\$ 8,000	\$ 357	\$ 8,000	\$ 6,000	\$ -	\$ 6,000	\$ (2,000)	-25.0%
250-5511-365	UTILITIES & TELEPHONE	\$ 70,471	\$ 79,000	\$ 36,079	\$ 79,000	\$ 76,000	\$ -	\$ 76,000	\$ (3,000)	-3.8%
250-5511-387	LIBRARY COLLECTION	\$ 181,979	\$ 185,000	\$ 79,939	\$ 185,000	\$ 185,000	\$ -	\$ 185,000	\$ -	0.0%
250-5511-390	OTHER OPERATING EXP	\$ 920	\$ 1,500	\$ 327	\$ 1,500	\$ 1,500	\$ -	\$ 1,500	\$ -	0.0%
	<b>Operating Costs</b>	<b>\$ 331,381</b>	<b>\$ 377,550</b>	<b>\$ 160,351</b>	<b>\$ 373,748</b>	<b>\$ 344,680</b>	<b>\$ -</b>	<b>\$ 344,680</b>	<b>\$ (32,870)</b>	<b>-8.7%</b>
250-5511-505	LEASE/RENTAL COSTS	\$ -	\$ -	\$ -	\$ -	\$ 23,500	\$ -	\$ 23,500	\$ 23,500	100.0%
250-5511-570	IT OPERATING ISF ALLOCATION	\$ 67,700	\$ 71,890	\$ 35,945	\$ 71,890	\$ 77,680	\$ 8,895	\$ 86,575	\$ 14,685	20.4%
250-5511-572	INSURANCE ISF ALLOCATION	\$ 28,100	\$ 30,535	\$ 15,377	\$ 30,645	\$ 31,395	\$ -	\$ 31,395	\$ 860	2.8%
250-5511-573	IT CAPITAL ISF ALLOCATION	\$ 7,075	\$ 7,115	\$ 3,558	\$ 7,115	\$ 6,820	\$ -	\$ 6,820	\$ (295)	-4.1%
250-5511-590	ALLOCATED INSUR - BLDG, LI, WC	\$ -	\$ -	\$ -	\$ -	\$ -	\$ -	\$ -	\$ -	100.0%
	<b>Allocated Costs</b>	<b>\$ 102,875</b>	<b>\$ 109,540</b>	<b>\$ 54,880</b>	<b>\$ 109,650</b>	<b>\$ 139,395</b>	<b>\$ 8,895</b>	<b>\$ 148,290</b>	<b>\$ 38,750</b>	<b>35.4%</b>
250-5920-100	OP TRANS OUT-GEN FUND ADMIN	\$ 126,400	\$ 133,800	\$ 133,800	\$ 133,800	\$ 141,800	\$ -	\$ 141,800	\$ 8,000	6.0%
250-5920-400	TRANS TO CAP PROJ-EQUIPMENT	\$ -	\$ -	\$ -	\$ -	\$ 227,000	\$ -	\$ 227,000	\$ 227,000	100.0%
	<b>Transfers</b>	<b>\$ 126,400</b>	<b>\$ 133,800</b>	<b>\$ 133,800</b>	<b>\$ 133,800</b>	<b>\$ 368,800</b>	<b>\$ -</b>	<b>\$ 368,800</b>	<b>\$ 235,000</b>	<b>175.6%</b>
	<b>Total Expenditures</b>	<b>\$ 1,912,577</b>	<b>\$ 2,188,172</b>	<b>\$ 1,129,175</b>	<b>\$ 2,095,651</b>	<b>\$ 2,528,120</b>	<b>\$ 8,895</b>	<b>\$ 2,537,015</b>	<b>\$ 348,843</b>	<b>15.9%</b>

**Net Surplus/(Deficit) \$ 188,781 \$ (9,478) \$ 1,025,705 \$ 78,943 \$ (238,105) \$ (8,895) \$ (247,000) \$ (237,522)**

**Reserve Fund**

(target: 15-20% of budgeted expenditures)

Beginning Fund Balance	\$ 704,264	\$ 286,887	\$ 286,887	\$ 286,887	\$ 314,348	\$ 314,348
Reclassified FB	\$ (590,109)	\$ 40,817	\$ 40,817	\$ (61,482)	\$ 55,975	\$ 66,204
Annual Activity	\$ 172,732	\$ 522	\$ 1,025,705	\$ 88,943	\$ 8,895	\$ -
Estimated Ending Fund Balance	<b>\$ 286,887</b>	<b>\$ 328,226</b>	<b>\$ 1,353,409</b>	<b>\$ 314,348</b>	<b>\$ 379,218</b>	<b>\$ 380,552</b>
% of expenditures	15.0%	15.0%	15.0%	15.0%	15.0%	15.0%

**Assigned Fund Balance - Building Maint**

Beginning Fund Balance	\$ -	\$ 590,109	\$ 590,109	\$ 590,109	\$ 641,591	\$ 641,591
Reclassified FB	\$ 590,109	\$ (40,817)	\$ (40,817)	\$ 61,482	\$ (55,975)	\$ (66,204)
Annual Activity	\$ -	\$ (10,000)	\$ -	\$ (10,000)	\$ (247,000)	\$ (247,000)
Estimated Ending Fund Balance	<b>\$ 590,109</b>	<b>\$ 539,292</b>	<b>\$ 549,292</b>	<b>\$ 641,591</b>	<b>\$ 338,616</b>	<b>\$ 328,387</b>

**Restricted Fund Balance - Endowment**

Beginning Fund Balance	\$ 91,045	\$ 107,094	\$ 107,094	\$ 107,094	\$ 107,094	\$ 107,094
Annual Activity	\$ 16,049	\$ -	\$ -	\$ -	\$ -	\$ -
Estimated Ending Fund Balance	<b>\$ 107,094</b>	<b>\$ 107,094</b>	<b>\$ 107,094</b>	<b>\$ 107,094</b>	<b>\$ 107,094</b>	<b>\$ 107,094</b>

**Total Fund Balance**

Beginning Fund Balance	\$ 795,309	\$ 984,090	\$ 984,090	\$ 984,090	\$ 1,063,033	\$ 1,063,033
Reclassified FB	\$ -	\$ -	\$ -	\$ -	\$ -	\$ -
Annual Activity	\$ 188,781	\$ (9,478)	\$ 1,025,705	\$ 78,943	\$ (238,105)	\$ (247,000)
Estimated Ending Fund Balance	<b>\$ 984,090</b>	<b>\$ 974,612</b>	<b>\$ 2,009,795</b>	<b>\$ 1,063,033</b>	<b>\$ 824,928</b>	<b>\$ 816,033</b>

City of Fitchburg  
Debt Service Fund #300  
2023 Operating Budget

Acct #	Account Name	2021 Actual	2022 Adopted Budget	06/2022 YTD Actual	2022 Estimate	2023 Budget Request	Revisions Thru Adoption	2023 Adopted Budget	Budget Change	
300-4111-000	TAX APPORTIONMENT FOR DEBT SVC	\$ 4,294,802	\$ 4,508,620	\$ 4,508,620	\$ 4,508,620	\$ 4,496,892	\$ -	\$ 4,496,892	\$ (11,728)	-0.3%
300-4200-000	SPECIAL ASSESS INSTALLMENTS	\$ 241,051	\$ 320,000	\$ 40,175	\$ 40,175	\$ -	\$ -	\$ -	\$ (320,000)	-100.0%
300-4200-100	SPECIAL ASSESS - ADVANCE COLL	\$ -	\$ -	\$ -	\$ -	\$ -	\$ -	\$ -	\$ -	100.0%
300-4810-000	INTEREST FROM INVESTMENTS	\$ 2,060	\$ 2,000	\$ 3,974	\$ 3,000	\$ 3,000	\$ -	\$ 3,000	\$ 1,000	50.0%
300-4810-200	INTEREST ON S/A	\$ -	\$ 71,660	\$ 7,533	\$ 7,533	\$ -	\$ -	\$ -	\$ (71,660)	-100.0%
300-4810-201	MISCELLANEOUS REVENUE	\$ -	\$ -	\$ -	\$ -	\$ -	\$ -	\$ -	\$ -	100.0%
300-4810-401	INT REV ON DEBT PROCEEDS	\$ 29	\$ -	\$ 1,774	\$ -	\$ -	\$ -	\$ -	\$ -	100.0%
	<b>Total General Revenues</b>	\$ 4,537,943	\$ 4,902,280	\$ 4,562,076	\$ 4,559,328	\$ 4,499,892	\$ -	\$ 4,499,892	\$ (402,388)	-8.2%
300-4924-000	TRANSFER FROM CAP PROJ-FD IMP	\$ 887,135	\$ 200,000	\$ 456,946	\$ 456,946	\$ 400,000	\$ -	\$ 400,000	\$ 200,000	100.0%
300-4924-014	TRANSFER FROM TID #4	\$ 3,767,088	\$ 412,100	\$ 409,050	\$ 412,100	\$ -	\$ -	\$ -	\$ (412,100)	-100.0%
300-4924-015	TRANSFER FROM TID #6	\$ 379,400	\$ 377,750	\$ 358,050	\$ 377,750	\$ 1,821,000	\$ -	\$ 1,821,000	\$ 1,443,250	382.1%
300-4924-016	TRANSFER FROM TID #9	\$ -	\$ 450,000	\$ -	\$ -	\$ 450,000	\$ -	\$ 450,000	\$ -	0.0%
300-4924-017	TRANSFER FROM TID #10	\$ 228,638	\$ 589,121	\$ 276,186	\$ 589,121	\$ 579,221	\$ -	\$ 579,221	\$ (9,900)	-1.7%
300-4924-213	TRANS FROM RECY - RENT	\$ 2,513	\$ 2,513	\$ 1,257	\$ 2,513	\$ -	\$ -	\$ -	\$ (2,513)	-100.0%
300-4925-000	SUD DEBT SERV REIMBURSEMENT	\$ -	\$ -	\$ -	\$ -	\$ -	\$ -	\$ -	\$ -	100.0%
300-4925-001	UTILITY DIST #1 - RENT	\$ 51,700	\$ 51,667	\$ 25,834	\$ 51,667	\$ -	\$ -	\$ -	\$ (51,667)	-100.0%
300-4925-100	RENT - SUD	\$ 2,515	\$ 2,513	\$ 1,257	\$ 2,513	\$ -	\$ -	\$ -	\$ (2,513)	-100.0%
300-4930-301	FUND BAL APPLIED - PREMIUM	\$ -	\$ 446,438	\$ -	\$ 446,438	\$ 407,238	\$ -	\$ 407,238	\$ (39,200)	-8.8%
300-4950-000	REFINANCE PROCEEDS	\$ -	\$ -	\$ -	\$ -	\$ -	\$ -	\$ -	\$ -	100.0%
300-4950-100	PREMIUM ON DEBT ISSUANCE	\$ 1,136,358	\$ 125,000	\$ -	\$ -	\$ 150,000	\$ -	\$ 150,000	\$ 25,000	20.0%
	<b>Total General Revenues</b>	\$ 6,455,347	\$ 2,657,102	\$ 1,528,579	\$ 2,789,048	\$ 3,807,459	\$ -	\$ 3,807,459	\$ 1,150,357	43.3%
	<b>Total Revenues</b>	\$ 10,993,290	\$ 7,559,382	\$ 6,090,654	\$ 7,348,376	\$ 8,307,351	\$ -	\$ 8,307,351	\$ 747,969	9.9%

Acct #	Account Name	2021 Actual	2022 Adopted Budget	06/2022 YTD Actual	2022 Estimate	2023 Budget Request	Revisions Thru Adoption	2023 Adopted Budget	Budget Change	
300-5810-052	PRINCIPAL - 2005 REFUNDING NTS	\$ -	\$ -	\$ -	\$ -	\$ -	\$ -	\$ -	\$ -	100.0%
300-5810-070	PRINCIPAL - 2007 G.O. NOTES	\$ -	\$ -	\$ -	\$ -	\$ -	\$ -	\$ -	\$ -	100.0%
300-5810-090	PRINCIPAL - 2009 G.O. NOTES	\$ -	\$ -	\$ -	\$ -	\$ -	\$ -	\$ -	\$ -	100.0%
300-5810-100	PRINCIPAL - 2010 GO - LIBRARY	\$ -	\$ -	\$ -	\$ -	\$ -	\$ -	\$ -	\$ -	100.0%
300-5810-101	PRINCIPAL - 2010 GO NOTES	\$ -	\$ -	\$ -	\$ -	\$ -	\$ -	\$ -	\$ -	100.0%
300-5810-110	PRINCIPAL - 2011A GO NOTES	\$ 55,000	\$ -	\$ -	\$ -	\$ -	\$ -	\$ -	\$ -	100.0%
300-5810-111	PRINCIPAL - 2011B GO BONDS	\$ 3,575,000	\$ -	\$ -	\$ -	\$ -	\$ -	\$ -	\$ -	100.0%
300-5810-120	PRINCIPAL - 2012A GO NOTES	\$ 345,000	\$ 350,000	\$ 350,000	\$ 350,000	\$ -	\$ -	\$ -	\$ (350,000)	-100.0%
300-5810-121	PRINCIPAL - 2012C GO REF BONDS	\$ -	\$ -	\$ -	\$ -	\$ -	\$ -	\$ -	\$ -	100.0%
300-5810-122	PRINCIPAL - 2012B GO BONDS	\$ 2,985,000	\$ -	\$ -	\$ -	\$ -	\$ -	\$ -	\$ -	100.0%
300-5810-130	PRINCIPAL - 2013 GO NOTES	\$ 125,000	\$ 125,000	\$ -	\$ 125,000	\$ 140,000	\$ -	\$ 140,000	\$ 15,000	12.0%
300-5810-150	PRINCIPAL - 2015A GO NOTES	\$ 300,000	\$ 615,000	\$ 615,000	\$ 615,000	\$ 215,000	\$ -	\$ 215,000	\$ (400,000)	-65.0%
300-5810-151	PRINCIPAL - 2015B GO BONDS	\$ 380,000	\$ 385,000	\$ 385,000	\$ 385,000	\$ 1,835,000	\$ -	\$ 1,835,000	\$ 1,450,000	376.6%
300-5810-160	PRINCIPAL - 2016A GO NOTES	\$ 645,000	\$ 365,000	\$ 365,000	\$ 365,000	\$ 395,000	\$ -	\$ 395,000	\$ 30,000	8.2%
300-5810-161	PRINCIPAL - 2016B GO BONDS	\$ 230,000	\$ 235,000	\$ 235,000	\$ 235,000	\$ 240,000	\$ -	\$ 240,000	\$ 5,000	2.1%
300-5810-170	PRINCIPAL - 2017A GO NOTES	\$ 130,000	\$ 135,000	\$ -	\$ 135,000	\$ 75,000	\$ -	\$ 75,000	\$ (60,000)	-44.4%
300-5810-171	PRINCIPAL - 2017B GO BONDS	\$ 305,000	\$ 315,000	\$ -	\$ 315,000	\$ 325,000	\$ -	\$ 325,000	\$ 10,000	3.2%
300-5810-180	PRINCIPAL - 2018A GO NOTES	\$ 295,000	\$ 310,000	\$ 310,000	\$ 310,000	\$ 315,000	\$ -	\$ 315,000	\$ 5,000	1.6%
300-5810-181	PRINCIPAL - 2018B GO BONDS	\$ 405,000	\$ 420,000	\$ 420,000	\$ 420,000	\$ 435,000	\$ -	\$ 435,000	\$ 15,000	3.6%
300-5810-191	PRINCIPAL - 2019 GO BONDS	\$ 455,000	\$ 605,000	\$ -	\$ 605,000	\$ 620,000	\$ -	\$ 620,000	\$ 15,000	2.5%
300-5810-201	PRINCIPAL - 2020 GO BONDS	\$ 735,000	\$ 690,000	\$ 690,000	\$ 690,000	\$ 715,000	\$ -	\$ 715,000	\$ 25,000	3.6%
300-5810-211	PRINCIPAL - 2021 GO BONDS	\$ -	\$ 980,000	\$ -	\$ 980,000	\$ 980,000	\$ -	\$ 980,000	\$ -	0.0%
	<b>Principal Expenses</b>	\$ 10,965,000	\$ 5,530,000	\$ 3,370,000	\$ 5,530,000	\$ 6,290,000	\$ -	\$ 6,290,000	\$ 760,000	13.7%

300-5820-052	INTEREST - 2005 REFUNDING NOTE	\$ -	\$ -	\$ -	\$ -	\$ -	\$ -	\$ -	\$ -	100.0%
300-5820-070	INTEREST - 2007 G.O. NOTES	\$ -	\$ -	\$ -	\$ -	\$ -	\$ -	\$ -	\$ -	100.0%
300-5820-090	INTEREST - 2009 G.O. NOTES	\$ -	\$ -	\$ -	\$ -	\$ -	\$ -	\$ -	\$ -	100.0%
300-5820-100	INTEREST - 2010 GO LIBRARY	\$ -	\$ -	\$ -	\$ -	\$ -	\$ -	\$ -	\$ -	100.0%
300-5820-101	INTEREST - 2010 GO NOTES	\$ -	\$ -	\$ -	\$ -	\$ -	\$ -	\$ -	\$ -	100.0%
300-5820-110	INTEREST - 2011A GO NOTES	\$ 1,155	\$ -	\$ -	\$ -	\$ -	\$ -	\$ -	\$ -	100.0%
300-5820-111	INTEREST - 2011B GO BONDS	\$ 88,038	\$ -	\$ -	\$ -	\$ -	\$ -	\$ -	\$ -	100.0%
300-5820-120	INTEREST - 2012A GO NOTES	\$ 10,450	\$ 3,500	\$ 3,500	\$ 3,500	\$ -	\$ -	\$ -	\$ (3,500)	-100.0%
300-5820-121	INTEREST - 2012C GO REF BONDS	\$ -	\$ -	\$ -	\$ -	\$ -	\$ -	\$ -	\$ -	100.0%
300-5820-122	INTEREST - 2012B GO BONDS	\$ 27,834	\$ -	\$ -	\$ -	\$ -	\$ -	\$ -	\$ -	100.0%
300-5820-130	INTEREST - 2013 GO NOTES	\$ 8,478	\$ 5,978	\$ 2,989	\$ 5,978	\$ 3,290	\$ -	\$ 3,290	\$ (2,688)	-45.0%
300-5820-150	INTEREST - 2015A GO NOTES	\$ 28,400	\$ 22,300	\$ 12,700	\$ 19,250	\$ 10,950	\$ -	\$ 10,950	\$ (11,350)	-50.9%
300-5820-151	INTEREST - 2015B GO BONDS	\$ 72,475	\$ 64,825	\$ 34,338	\$ 64,825	\$ 57,075	\$ -	\$ 57,075	\$ (7,750)	-12.0%
300-5820-160	INTEREST - 2016A GO NOTES	\$ 45,450	\$ 35,350	\$ 19,500	\$ 35,350	\$ 27,750	\$ -	\$ 27,750	\$ (7,600)	-21.5%
300-5820-161	INTEREST - 2016B GO BONDS	\$ 91,250	\$ 86,600	\$ 44,475	\$ 86,600	\$ 81,850	\$ -	\$ 81,850	\$ (4,750)	-5.5%
300-5820-170	INTEREST - 2017A GO NOTES	\$ 15,750	\$ 11,850	\$ 5,925	\$ 11,850	\$ 7,800	\$ -	\$ 7,800	\$ (4,050)	-34.2%
300-5820-171	INTEREST - 2017B GO BONDS	\$ 200,250	\$ 191,100	\$ 95,550	\$ 191,100	\$ 181,650	\$ -	\$ 181,650	\$ (9,450)	-4.9%
300-5820-180	INTEREST - 2018A GO NOTES	\$ 30,675	\$ 21,600	\$ 13,125	\$ 21,600	\$ 12,225	\$ -	\$ 12,225	\$ (9,375)	-43.4%
300-5820-181	INTEREST - 2018B GO BONDS	\$ 201,365	\$ 188,990	\$ 97,645	\$ 188,990	\$ 176,165	\$ -	\$ 176,165	\$ (12,825)	-6.8%
300-5820-191	INTEREST - 2019 GO BONDS	\$ 219,883	\$ 210,783	\$ 105,391	\$ 210,783	\$ 198,683	\$ -	\$ 198,683	\$ (12,100)	-5.7%
300-5820-201	INTEREST - 2020 GO BONDS	\$ 334,355	\$ 472,900	\$ 245,075	\$ 472,900	\$ 437,775	\$ -	\$ 437,775	\$ (35,125)	-7.4%
300-5820-211	INTEREST - 2021 GO BONDS	\$ -	\$ 446,438	\$ -	\$ 446,438	\$ 407,238	\$ -	\$ 407,238	\$ (39,200)	-8.8%
300-5820-231	INTEREST - 2023 GO BONDS	\$ -	\$ -	\$ -	\$ -	\$ 247,500	\$ -	\$ 247,500	\$ 247,500	100.0%
	<b>Interest Expenses</b>	\$ 1,375,807	\$ 1,762,214	\$ 680,213	\$ 1,759,164	\$ 1,849,951	\$ -	\$ 1,849,951	\$ 87,737	5.0%

300-5831-000	NEW DEBT ISSUANCE COSTS	\$ 19,667	\$ 125,000	\$ -	\$ -	\$ 150,000	\$ -	\$ 150,000	\$ 25,000	20.0%
300-5832-000	PAYMENT TO ESCROW AGENT	\$ -	\$ -	\$ -	\$ -	\$ -	\$ -	\$ -	\$ -	100.0%
300-5833-000	ARBITRAGE & OTHER DEBT SERVICE	\$ 9,417	\$ 17,400	\$ 800	\$ 17,400	\$ 17,400	\$ -	\$ 17,400	\$ -	0.0%
	<b>New Debt Costs</b>	\$ 29,085	\$ 142,400	\$ 800	\$ 17,400	\$ 167,400	\$ -	\$ 167,400	\$ 25,000	17.6%

300-5920-954	OTHER TRANS TO FUND 400	\$ 111,624	\$ -	\$ -	\$ -	\$ -	\$ -	\$ -	\$ -	100.0%
	<b>Transfers Out</b>	\$ 111,624	\$ -	\$ -	\$ -	\$ -	\$ -	\$ -	\$ -	100.0%
	<b>Total Expenditures</b>	\$ 12,481,515	\$ 7,434,614	\$ 4,051,013	\$ 7,306,564	\$ 8,307,351	\$ -	\$ 8,307,351	\$ 872,737	11.7%

**Net Surplus/(Deficit)** \$ (1,488,226) \$ (321,670) \$ 2,039,642 \$ (404,626) \$ (407,238) \$ - \$ (407,238) \$ (85,568)

Beginning Fund Balance	\$ 3,349,539	\$ 1,861,313	\$ 1,861,313	\$ 1,861,313	\$ 1,456,687	\$ 1,456,687
Annual Activity	\$ (1,488,226)	\$ (321,670)	\$ 2,039,642	\$ (404,626)	\$ (407,238)	\$ (407,238)
Estimated Ending Fund Balance	\$ 1,861,313	\$ 1,539,643	\$ 3,900,955	\$ 1,456,687	\$ 1,049,449	\$ 1,049,449

% of Expenditures 14.9% 20.7% 19.9% 12.6% 12.6%

City of Fitchburg  
 Schedule of Indebtedness  
 Adopted 2023 Budget

call 2022  
 call 2023  
 Needs Omnibus

Debt Issuance	Interest Rates	Balance at 12/31/21	Additions	Payments	Balance at 12/31/22	2023 Budgeted New Debt	2023 Budgeted Payments	Projected Balance at 12/31/23	Total Issue Balance	Maturity Date
2012 Gen'l Obligation Notes (CIP)	1.00-2.00%	\$ 350,000		\$ (350,000)	\$ -		\$ -	\$ -	\$ -	2022
2013 Gen'l Obligation Notes - (CIP)	0.40-2.35%	\$ 265,000		\$ (125,000)	\$ 140,000		\$ (140,000)	\$ -	\$ -	2023
2015 Gen'l Obligation Notes - (CIP)	1.00-2.00%	\$ 865,000		\$ (210,000)	\$ 655,000		\$ (215,000)	\$ 440,000	\$ 440,000	2025
2015 Gen'l Obligation Notes - (TID #4)	1.00-2.00%	\$ 405,000		\$ (405,000)	\$ -		\$ -	\$ -	\$ -	2025
2015 Gen'l Obligation Bonds - (CIP)	2.00-3.00%	\$ 840,000		\$ (50,000)	\$ 790,000		\$ (50,000)	\$ 740,000	\$ 740,000	2035
2015 Gen'l Obligation Bonds - (TID #6)	2.00-3.00%	\$ 2,120,000		\$ (335,000)	\$ 1,785,000		\$ (1,785,000)	\$ -	\$ -	2027
2016A Gen'l Obligation Notes - (CIP)	1.25-2.00%	\$ 1,950,000		\$ (365,000)	\$ 1,585,000		\$ (395,000)	\$ 1,190,000	\$ 1,190,000	2026
2016B Gen'l Obligation Bonds - (CIP)	2.00-2.60%	\$ 4,120,000		\$ (235,000)	\$ 3,885,000		\$ (240,000)	\$ 3,645,000	\$ 3,645,000	2036
2017A Gen'l Obligation Notes - (CIP)	2.00-3.00%	\$ 525,000		\$ (135,000)	\$ 390,000		\$ (75,000)	\$ 315,000	\$ 315,000	2027
2017B Gen'l Obligation Bonds - (CIP)	3.00%	\$ 6,370,000		\$ (315,000)	\$ 6,055,000		\$ (325,000)	\$ 5,730,000	\$ 5,730,000	2037
2018A Gen'l Obligation Notes - (CIP)	3.00%	\$ 875,000		\$ (310,000)	\$ 565,000		\$ (315,000)	\$ 250,000	\$ 250,000	2028
2018B Gen'l Obligation Bonds - (CIP)	3.00-3.375%	\$ 3,730,000		\$ (170,000)	\$ 3,560,000		\$ (175,000)	\$ 3,385,000		2038
2018B Gen'l Obligation Bonds Refunding - (Library)	3.00-3.375%	\$ 2,645,000		\$ (250,000)	\$ 2,395,000		\$ (260,000)	\$ 2,135,000	\$ 5,520,000	2030
2019A Gen'l Obligation Bonds - (CIP)	2.00-3.00%	\$ 2,005,000		\$ (145,000)	\$ 1,860,000		\$ (150,000)	\$ 1,710,000	\$ 1,710,000	2038
2019A Gen'l Obligation Bonds - (TID #10)	2.00-3.00%	\$ 4,210,000		\$ (170,000)	\$ 4,040,000		\$ (170,000)	\$ 3,870,000	\$ 3,870,000	2039
2019A Gen'l Obligation Bonds - (Assessed)	2.00-3.00%	\$ 2,530,000		\$ (290,000)	\$ 2,240,000		\$ (300,000)	\$ 1,940,000	\$ 1,940,000	2029
2020A Gen'l Obligation Bonds - Refunding 2012B	1.15-5.00%	\$ 1,785,000		\$ (170,000)	\$ 1,615,000		\$ (185,000)	\$ 1,430,000	\$ 1,430,000	2040
2020A Gen'l Obligation Bonds - (CIP)	1.15-5.00%	\$ 8,090,000		\$ (360,000)	\$ 7,730,000		\$ (370,000)	\$ 7,360,000	\$ 7,360,000	2040
2020A Gen'l Obligation Bonds - (TID #10)	1.15-5.00%	\$ 8,360,000		\$ (130,000)	\$ 8,230,000		\$ (130,000)	\$ 8,100,000	\$ 8,100,000	2040
2020A Gen'l Obligation Bonds - (Assessed)	1.15-5.00%	\$ 320,000		\$ (30,000)	\$ 290,000		\$ (30,000)	\$ 260,000	\$ 260,000	2040
2021A Gen'l Obligation Bonds - (CIP)	1.50-4.00%	\$ 8,240,000		\$ (530,000)	\$ 7,710,000		\$ (530,000)	\$ 7,180,000	\$ 7,180,000	2041
2021A Gen'l Obligation Bonds - (TID #9)	1.50-4.00%	\$ 7,265,000		\$ (450,000)	\$ 6,815,000		\$ (450,000)	\$ 6,365,000	\$ 6,365,000	2041
2021A Gen'l Obligation Bonds - (TID #10)	1.50-4.00%	\$ -	\$ -	\$ -	\$ -		\$ -	\$ -	\$ -	2041
2023A Gen'l Obligation Bonds - (CIP)	est 3%	\$ -	\$ -	\$ -	\$ -	\$ 16,500,000	\$ -	\$ 16,500,000	\$ 16,500,000	2043
<b>TOTAL INDEBTEDNESS</b>		<b>\$ 67,865,000</b>	<b>\$ -</b>	<b>\$ (5,530,000)</b>	<b>\$ 62,335,000</b>	<b>\$ 16,500,000</b>	<b>\$ (6,290,000)</b>	<b>\$ 72,545,000</b>	<b>\$ 72,545,000</b>	

	Balance at 12/31/21	Additions	Payments	Balance at 12/31/22	2023 Budgeted New Debt	2023 Budgeted Payments	Projected Balance at 12/31/23
Tax Increment District #4	\$ 405,000	\$ -	\$ (405,000)	\$ -	\$ -	\$ -	\$ -
Tax Increment District #6	\$ 2,120,000	\$ -	\$ (335,000)	\$ 1,785,000	\$ -	\$ (1,785,000)	\$ -
Tax Increment District #9	\$ 15,625,000	\$ -	\$ (580,000)	\$ 15,045,000	\$ -	\$ (580,000)	\$ 14,465,000
Tax Increment District #10	\$ 5,995,000	\$ -	\$ (340,000)	\$ 5,655,000	\$ -	\$ (355,000)	\$ 5,300,000
Stormwater Utility	\$ -	\$ -	\$ -	\$ -	\$ -	\$ -	\$ -
Assessed	\$ 2,850,000	\$ -	\$ (320,000)	\$ 2,530,000	\$ -	\$ (330,000)	\$ 2,200,000
<b>TOTAL DEBT - NON LEVY</b>	<b>\$ 26,995,000</b>	<b>\$ -</b>	<b>\$ (1,980,000)</b>	<b>\$ 25,015,000</b>	<b>\$ -</b>	<b>\$ (3,050,000)</b>	<b>\$ 21,965,000</b>
Library	\$ 2,645,000	\$ -	\$ (250,000)	\$ 2,395,000	\$ -	\$ (260,000)	\$ 2,135,000
CIP	\$ 38,225,000	\$ -	\$ (3,300,000)	\$ 34,925,000	\$ 16,500,000	\$ (2,980,000)	\$ 48,445,000
<b>TOTAL DEBT - TAX LEVY</b>	<b>\$ 40,870,000</b>	<b>\$ -</b>	<b>\$ (3,550,000)</b>	<b>\$ 37,320,000</b>	<b>\$ 16,500,000</b>	<b>\$ (3,240,000)</b>	<b>\$ 50,580,000</b>
<b>TOTAL INDEBTEDNESS</b>	<b>\$ 67,865,000</b>	<b>\$ -</b>	<b>\$ (5,530,000)</b>	<b>\$ 62,335,000</b>	<b>\$ 16,500,000</b>	<b>\$ (6,290,000)</b>	<b>\$ 72,545,000</b>

Note: Tax Increment District and Utility borrowing do not require general tax levy to service debt. Assessed projects also do not typically require general tax levy to service debt.

	Equalized Value (TID in)	Debt Maximum - State (5%)	Debt Maximum - City (3%)
2022 Value (TID in) - includes our portion of Town of Madison	4,835,636,273	\$ 241,781,814	\$ 145,069,088
12/31/22 Projected Debt as a Percent of EV	1.29%	25.78%	42.97%
2023 Estimated Value (TID in)	8.0%	5,222,487,175	\$ 261,124,359
12/31/23 Projected Debt as a Percent of EV	1.39%	27.78%	46.30%

City of Fitchburg  
 Capital Projects Fund #400  
 2023 Operating Budget

Acct #	Account Name	2021 Actual	2022 Adopted Budget	06/2022 YTD Actual	2022 Estimate	2023 Budget Request	Revisions Thru Adoption	2023 Adopted Budget	Budget Change	
400-4111-043	LEVY-GENERAL FLEET VEHICLES	\$ -	\$ -	\$ -	\$ -	\$ 6,180	\$ -	\$ 6,180	\$ 6,180	100.0%
400-4111-539	LEVY-ASSESSING FLEET VEHICLES	\$ -	\$ 2,400	\$ 2,400	\$ 2,400	\$ 2,472	\$ -	\$ 2,472	\$ 72	3.0%
400-4112-016	LEVY-GPS SYSTEM	\$ -	\$ 7,500	\$ 7,500	\$ 7,500	\$ 2,400	\$ -	\$ 2,400	\$ (5,100)	-68.0%
400-4112-125	LEVY-POLICE RADIOS	\$ -	\$ -	\$ -	\$ -	\$ 72,385	\$ -	\$ 72,385	\$ 72,385	100.0%
400-4112-126	LEVY-ELECTRONIC CONTROL DEVICE	\$ -	\$ 58,000	\$ 58,000	\$ 58,000	\$ 12,319	\$ -	\$ 12,319	\$ (45,681)	-78.8%
400-4112-233	LEVY-FIRE WATER TENDERS	\$ -	\$ -	\$ -	\$ -	\$ 40,000	\$ -	\$ 40,000	\$ 40,000	100.0%
400-4112-260	LEVY-FIRE SQUAD	\$ 39,000	\$ -	\$ -	\$ -	\$ -	\$ -	\$ -	\$ -	100.0%
400-4112-265	LEVY-FIRE PORT/MOBILE RADIOS	\$ -	\$ -	\$ -	\$ -	\$ 84,957	\$ -	\$ 84,957	\$ 84,957	100.0%
400-4112-299	LEVY-FD FLEET VEHICLES	\$ -	\$ 34,009	\$ 34,009	\$ 34,009	\$ 35,029	\$ -	\$ 35,029	\$ 1,020	3.0%
400-4112-309	LEVY-ADDL FRONT LINE AMBULANCE	\$ -	\$ -	\$ -	\$ -	\$ 5,000	\$ -	\$ 5,000	\$ 5,000	100.0%
400-4112-399	LEVY-EMS FLEET REPLACEMENT	\$ 73,358	\$ 103,332	\$ 103,332	\$ 103,332	\$ -	\$ -	\$ -	\$ (103,332)	-100.0%
400-4112-407	LEVY-BLDG INSPECT VEH	\$ 7,320	\$ 4,800	\$ 4,800	\$ 4,800	\$ 4,944	\$ -	\$ 4,944	\$ 144	3.0%
400-4113-101	LEVY-HIGHWAY EQUIP REPLACE	\$ -	\$ 123,277	\$ 123,277	\$ 123,277	\$ -	\$ -	\$ -	\$ (123,277)	-100.0%
400-4113-103	LEVY-INTERSECTION SIGNALIZE	\$ 74,800	\$ -	\$ -	\$ -	\$ -	\$ -	\$ -	\$ -	100.0%
400-4113-108	LEVY-FLEET MAINT EQUIP	\$ -	\$ 185,250	\$ 185,250	\$ 185,250	\$ -	\$ -	\$ -	\$ (185,250)	-100.0%
400-4113-198	LEVY-HIGHWAY EQUIPMENT	\$ -	\$ -	\$ -	\$ -	\$ 264,239	\$ -	\$ 264,239	\$ 264,239	100.0%
400-4113-199	LEVY-PLOW FLEET REPLACEMENT	\$ -	\$ -	\$ -	\$ -	\$ 16,051	\$ -	\$ 16,051	\$ 16,051	100.0%
400-4113-319	LEVY-STREET RESURFACE PRGM	\$ 858,000	\$ 928,000	\$ 928,000	\$ 928,000	\$ 1,041,414	\$ -	\$ 1,041,414	\$ 113,414	12.2%
400-4113-486	LEVY-SIDEWALK & PATH IMPROV	\$ 68,210	\$ 70,426	\$ 70,426	\$ 70,426	\$ 74,171	\$ -	\$ 74,171	\$ 3,745	5.3%
400-4113-488	LEVY-FISH HATCHERY ROAD	\$ 210,000	\$ -	\$ -	\$ -	\$ -	\$ -	\$ -	\$ -	100.0%
400-4113-497	LEVY-MAINTENANCE OF ARTERIALS	\$ 40,170	\$ 64,775	\$ 64,775	\$ 64,775	\$ 66,718	\$ -	\$ 66,718	\$ 1,943	3.0%
400-4113-501	LEVY-CTH MC CAINE RD	\$ -	\$ 20,000	\$ 20,000	\$ 20,000	\$ -	\$ -	\$ -	\$ (20,000)	-100.0%
400-4114-716	LEVY-BIKE ROUNDABOUT	\$ 55,000	\$ -	\$ -	\$ -	\$ -	\$ -	\$ -	\$ -	100.0%
400-4115-298	LEVY-LIBRARY BUILDING SYS REPL	\$ 27,318	\$ 28,138	\$ 28,138	\$ 28,138	\$ 28,982	\$ -	\$ 28,982	\$ 844	3.0%
400-4116-198	LEVY-PARKS EQUIPMENT	\$ -	\$ -	\$ -	\$ -	\$ 216,993	\$ -	\$ 216,993	\$ 216,993	100.0%
400-4116-259	LEVY-PARK SYSTEM IMPROVEMENTS	\$ 58,000	\$ 59,000	\$ 59,000	\$ 59,000	\$ 60,000	\$ -	\$ 60,000	\$ 1,000	1.7%
400-4116-262	LEVY-PARKING LOT RESURFACING	\$ 75,197	\$ 78,207	\$ 78,207	\$ 78,207	\$ 66,367	\$ -	\$ 66,367	\$ (11,840)	-15.1%
400-4116-263	LEVY-TENNIS/PICKLEBALL COURTS	\$ -	\$ -	\$ -	\$ -	\$ 19,400	\$ -	\$ 19,400	\$ 19,400	100.0%
400-4116-302	LEVY-CITY CAMPUS BLDG SYSTEMS	\$ 81,955	\$ 84,413	\$ 84,413	\$ 84,413	\$ 86,946	\$ -	\$ 86,946	\$ 2,533	3.0%
400-4116-304	LEVY-MAINT FAC BLDG SYS REPLAC	\$ 27,318	\$ 28,138	\$ 28,138	\$ 28,138	\$ 28,982	\$ -	\$ 28,982	\$ 844	3.0%
400-4116-352	LEVY-SENIOR CENTER FLEET VEH	\$ 1,910	\$ 3,600	\$ 3,600	\$ 3,600	\$ 3,708	\$ -	\$ 3,708	\$ 108	3.0%
400-411	<b>Taxes Total</b>	<b>\$ 1,697,556</b>	<b>\$ 1,883,265</b>	<b>\$ 1,883,265</b>	<b>\$ 1,883,265</b>	<b>\$ 2,239,657</b>	<b>\$ -</b>	<b>\$ 2,239,657</b>	<b>\$ 356,392</b>	<b>18.9%</b>
400-4200-001	SPECIAL ASSESSMENT INSTALLMENT	\$ (7,358)	\$ -	\$ 17,039	\$ -	\$ 17,039	\$ -	\$ -	\$ -	100.0%
400-4203-319	SPECIAL ASSESSMENTS BILLED	\$ 28,138	\$ -	\$ -	\$ -	\$ -	\$ -	\$ -	\$ -	100.0%
400-4253-319	SA-STREET RESURFACE PGM	\$ -	\$ 36,114	\$ -	\$ -	\$ 36,147	\$ -	\$ 36,147	\$ 33	0.1%
400-4253-486	SA-SIDWALKS/PATHS	\$ -	\$ 30,609	\$ -	\$ -	\$ 30,609	\$ 31,787	\$ 31,787	\$ 1,178	3.8%
400-42	<b>Special Assessments Total</b>	<b>\$ 20,780</b>	<b>\$ 66,723</b>	<b>\$ 17,039</b>	<b>\$ 83,762</b>	<b>\$ 67,934</b>	<b>\$ -</b>	<b>\$ 67,934</b>	<b>\$ 1,211</b>	<b>1.8%</b>
400-4323-501	FED GRANT - CTH MC CAINE RD	\$ -	\$ 40,000	\$ -	\$ 40,000	\$ -	\$ -	\$ -	\$ (40,000)	-100.0%
400-432	<b>Federal Grants Total</b>	<b>\$ -</b>	<b>\$ 40,000</b>	<b>\$ -</b>	<b>\$ 40,000</b>	<b>\$ -</b>	<b>\$ -</b>	<b>\$ -</b>	<b>\$ (40,000)</b>	<b>-100.0%</b>
400-4342-309	OTHER GOV SHARE OF ADDL AMBO	\$ -	\$ -	\$ -	\$ -	\$ 5,000	\$ -	\$ 5,000	\$ 5,000	100.0%
400-4342-602	OTHER GOV SHARE OF FRATS	\$ -	\$ -	\$ -	\$ -	\$ 85,000	\$ -	\$ 85,000	\$ 85,000	100.0%
400-434	<b>Other Cities Contributions/Grants - Total</b>	<b>\$ -</b>	<b>\$ -</b>	<b>\$ -</b>	<b>\$ -</b>	<b>\$ 90,000</b>	<b>\$ -</b>	<b>\$ 90,000</b>	<b>\$ 90,000</b>	<b>100.0%</b>
400-4353-319	ST GRANT-STREET RESURFACE PRGM	\$ -	\$ 66,000	\$ -	\$ 66,000	\$ -	\$ -	\$ -	\$ (66,000)	-100.0%
400-4353-479	ST GRANT-UPDATE STR LIGHTING	\$ -	\$ -	\$ -	\$ -	\$ 19,500	\$ -	\$ 19,500	\$ 19,500	100.0%
400-4353-492	ST GRANT-FITCHRONA RD (L-N)	\$ -	\$ -	\$ -	\$ -	\$ 220,864	\$ -	\$ 220,864	\$ 220,864	100.0%
400-4353-504	ST GRANT-BUS STOP IMPROVEMENTS	\$ -	\$ -	\$ -	\$ -	\$ 180,000	\$ -	\$ 180,000	\$ 180,000	100.0%
400-4356-701	ST GRANT-RENT-TO-OWN TOWNHOME	\$ -	\$ -	\$ -	\$ -	\$ 200,000	\$ (200,000)	\$ -	\$ -	100.0%
400-435	<b>State Grants Total (excl ERP)</b>	<b>\$ -</b>	<b>\$ 66,000</b>	<b>\$ -</b>	<b>\$ 66,000</b>	<b>\$ 620,364</b>	<b>\$ (200,000)</b>	<b>\$ 420,364</b>	<b>\$ 354,364</b>	<b>536.9%</b>
400-4361-111	EXPENDITURE RESTRAINT PROGRAM	\$ (24,946)	\$ -	\$ (600,000)	\$ -	\$ -	\$ -	\$ -	\$ -	100.0%
400-4362-199	ERP-POLICE FLEET VEHICLES	\$ 208,383	\$ 214,634	\$ 214,634	\$ 214,634	\$ 250,337	\$ -	\$ 250,337	\$ 35,703	16.6%
400-4362-299	ERP-FIRE FLEET VEHICLES	\$ 33,018	\$ -	\$ -	\$ -	\$ -	\$ -	\$ -	\$ -	100.0%
400-4362-399	ERP-EMS FLEET VEHICLES	\$ 26,964	\$ -	\$ -	\$ -	\$ 107,599	\$ -	\$ 107,599	\$ 107,599	100.0%
400-4363-101	EXP RSTR-STREETS/PW EQUIP REPL	\$ 146,000	\$ 144,223	\$ 144,223	\$ 144,223	\$ -	\$ -	\$ -	\$ (144,223)	-100.0%
400-4363-199	ERP-PLOW FLEET VEHICLES	\$ 210,635	\$ 241,143	\$ 241,143	\$ 241,143	\$ 292,064	\$ -	\$ 292,064	\$ 50,921	21.1%
400-436	<b>Expenditure Restraint Aid Total</b>	<b>\$ 600,054</b>	<b>\$ 600,000</b>	<b>\$ -</b>	<b>\$ 600,000</b>	<b>\$ 650,000</b>	<b>\$ -</b>	<b>\$ 650,000</b>	<b>\$ 50,000</b>	<b>8.3%</b>
400-4373-103	CTY FUNDING - INTERSECTION SIG	\$ 124,860	\$ 22,565	\$ 14,237	\$ 22,565	\$ -	\$ -	\$ -	\$ (22,565)	-100.0%
400-4373-488	CTY FUNDING - FISH HATCHERY RD	\$ 8,110,046	\$ -	\$ 7,084	\$ 7,084	\$ -	\$ -	\$ -	\$ -	100.0%
400-4373-469	CTY FUNDING - LACY/MM INTERSEC	\$ 167,913	\$ -	\$ 107,900	\$ 107,900	\$ -	\$ -	\$ -	\$ -	100.0%
400-4383-319	COUNTY SHARE OF ROAD PROJECTS	\$ 16,157	\$ -	\$ -	\$ -	\$ -	\$ -	\$ -	\$ -	100.0%
400-43	<b>County Grants Total</b>	<b>\$ 8,418,976</b>	<b>\$ 22,565</b>	<b>\$ 129,221</b>	<b>\$ 137,549</b>	<b>\$ -</b>	<b>\$ -</b>	<b>\$ -</b>	<b>\$ (22,565)</b>	<b>-100.0%</b>
400-4620-330	FIRE IMPACT FEES RECEIVED	\$ 235,117	\$ -	\$ 250,419	\$ 258,505	\$ -	\$ -	\$ -	\$ -	100.0%
400-462	<b>Impact Fees Total</b>	<b>\$ 235,117</b>	<b>\$ -</b>	<b>\$ 250,419</b>	<b>\$ 258,505</b>	<b>\$ -</b>	<b>\$ -</b>	<b>\$ -</b>	<b>\$ -</b>	<b>100.0%</b>
400-4810-102	ADJ INVEST TO MARKET	\$ 546	\$ -	\$ -	\$ -	\$ -	\$ -	\$ -	\$ -	100.0%
400-4810-330	INTEREST - FIRE IMPACT FEES	\$ 154	\$ -	\$ -	\$ -	\$ -	\$ -	\$ -	\$ -	100.0%
400-4812-260	INTEREST - FIRE SQUAD	\$ 2	\$ -	\$ -	\$ -	\$ -	\$ -	\$ -	\$ -	100.0%
400-4813-368	INTEREST - SYENE RD	\$ 107	\$ -	\$ 10,655	\$ 5,237	\$ -	\$ -	\$ -	\$ -	100.0%
400-4813-469	INTEREST - LACY/MM	\$ (70)	\$ -	\$ (0)	\$ -	\$ -	\$ -	\$ -	\$ -	100.0%
400-4813-481	INTEREST - MCKEE RD PHASE II	\$ (959)	\$ -	\$ 178	\$ 90	\$ -	\$ -	\$ -	\$ -	100.0%
400-4813-488	INTEREST - NON TID FHR DEBT	\$ (3,006)	\$ -	\$ 2,736	\$ 1,371	\$ -	\$ -	\$ -	\$ -	100.0%
400-4813-494	INTEREST - LACY (FITCHRNA-SEM)	\$ 29	\$ -	\$ 2,713	\$ 1,332	\$ -	\$ -	\$ -	\$ -	100.0%
400-4813-999	INTEREST - SA DEBT PROCEEDS	\$ (77)	\$ -	\$ 198	\$ 100	\$ -	\$ -	\$ -	\$ -	100.0%
400-481	<b>Interest Income on Projects Total</b>	<b>\$ (3,274)</b>	<b>\$ -</b>	<b>\$ 16,480</b>	<b>\$ 8,130</b>	<b>\$ -</b>	<b>\$ -</b>	<b>\$ -</b>	<b>\$ -</b>	<b>100.0%</b>
400-4810-000	INTEREST - GENERAL	\$ 3,738	\$ -	\$ 4,085	\$ 2,870	\$ -	\$ -	\$ -	\$ -	100.0%
400-4819-000	INTEREST - SODFATHER INTERFUND	\$ 12,987	\$ -	\$ 3,558	\$ 6,557	\$ -	\$ -	\$ -	\$ -	100.0%
400-481	<b>Other Interest Total</b>	<b>\$ 16,725</b>	<b>\$ -</b>	<b>\$ 7,642</b>	<b>\$ 9,427</b>	<b>\$ -</b>	<b>\$ -</b>	<b>\$ -</b>	<b>\$ -</b>	<b>100.0%</b>
400-4822-602	CONTRIB OTHER ENTITIES-FRATS	\$ -	\$ -	\$ -	\$ -	\$ 90,000	\$ -	\$ 90,000	\$ 90,000	100.0%
400-4823-103	DEV CONTRIB INTERSEC SIGNAL	\$ -	\$ 64,850	\$ -	\$ 64,850	\$ -	\$ -	\$ -	\$ (64,850)	-100.0%
400-4823-469	DEV CONTRIB - LACY/MM INTERSEC	\$ 1,823	\$ -	\$ -	\$ -	\$ -	\$ -	\$ -	\$ -	100.0%
400-4823-492	CONTRIB OTHERS-FITCHRONA (L-N)	\$ -	\$ -	\$ -	\$ -	\$ 33,500	\$ -	\$ 33,500	\$ 33,500	100.0%
400-482	<b>Developer Contributions Total</b>	<b>\$ 1,823</b>	<b>\$ 64,850</b>	<b>\$ -</b>	<b>\$ 64,850</b>	<b>\$ 123,500</b>	<b>\$ -</b>	<b>\$ 123,500</b>	<b>\$ 58,650</b>	<b>90.4%</b>
400-4852-267	DONATIONS-FIRE HQ	\$ 1,906	\$ -	\$ -	\$ -	\$ -	\$ -	\$ -	\$ -	100.0%
400-4856-270	DONATIONS-INCLUSIVE PLAYGROUND	\$ 52,000	\$ -	\$ -	\$ -	\$ -	\$ -	\$ -	\$ -	100.0%
400-4856-272	DONATIONS - HUB PHASE 1	\$ -	\$ -	\$ -	\$ 225,000	\$ -	\$ -	\$ -	\$ -	100.0%
400-4856-353	DONATIONS - SR CENTER PATIO	\$ -	\$ -	\$ -	\$ 20,000	\$ -	\$ -	\$ -	\$ -	100.0%
400-485	<b>Donations Total</b>	<b>\$ 53,906</b>	<b>\$ -</b>	<b>\$ -</b>	<b>\$ 245,000</b>	<b>\$ -</b>	<b>\$ -</b>	<b>\$ -</b>	<b>\$ -</b>	<b>100.0%</b>
400-4860-000	PCARD REBATE	\$ 832	\$ -	\$ -	\$ -	\$ -	\$ -	\$ -	\$ -	100.0%
400-486	<b>Pcard Rebate</b>	<b>\$ 832</b>	<b>\$ -</b>	<b>\$ -</b>	<b>\$ -</b>	<b>\$ -</b>	<b>\$ -</b>	<b>\$ -</b>	<b>\$ -</b>	<b>100.0%</b>
400-4882-199	SALE OF PD FLEET VEHICLES	\$ 16,020	\$ -	\$ -	\$ -	\$ -	\$ -	\$ -	\$ -	100.0%
400-4882-256	SALE FA - EXTRICATE EQUIPMENT	\$ -	\$ -	\$ 1,875	\$ 1,875	\$ -	\$ -	\$ -	\$ -	100.0%
400-4882-260	SALE OF FIRE SQUAD	\$ 1,152	\$ -	\$ -	\$ -	\$ -	\$ -	\$ -	\$ -	100.0%
400-4883-101	SALE OF PW VEHICLE/EQUIP	\$ 8,151	\$ 44,500	\$ 4,942	\$ 44,500	\$ -	\$ -	\$ -	\$ (44,500)	-100.0%
400-4883-199	SALE OF PLOW FLEET	\$ -	\$ -	\$ -	\$ 37,939	\$ -	\$ -	\$ -	\$ -	100.0%
400-488	<b>Sale of Fixed Assets Total</b>	<b>\$ 25,323</b>	<b>\$ 44,500</b>	<b>\$ 6,817</b>	<b>\$ 84,314</b>	<b>\$ -</b>	<b>\$ -</b>	<b>\$ -</b>	<b>\$ (44,500)</b>	<b>-100.0%</b>
400-4896-701	MISC INCOME - RENT-TO-OWN	\$ -	\$ -	\$ -	\$ -	\$ 50,000	\$ (50,000)	\$ -	\$ -	100.0%
400-489	<b>Miscellaneous Revenues Total</b>	<b>\$ -</b>	<b>\$ -</b>	<b>\$ -</b>	<b>\$ -</b>	<b>\$ 50,000</b>	<b>\$ (50,000)</b>	<b>\$ -</b>	<b>\$ -</b>	<b>100.0%</b>
400-4902-125	DEBT PROCEEDS-POLICE COMM CTR	\$ -	\$ 592,410	\$ -	\$ 592,410	\$ -	\$ -	\$ -	\$ (592,410)	-100.0%
400-4902-141	DEBT PROCEEDS-POLICE FACILITY	\$ -	\$ 1,875,000	\$ -	\$ 1,875,000	\$ 11,562,500	\$ -	\$ 11,562,500	\$ 9,687,500	516.7%
400-4902-233	DEBT PROCEEDS - WATER TENDERS	\$ -	\$ 500,000	\$ -	\$ 500,000	\$ -	\$ -	\$ -	\$ (500,000)	-100.0%
400-4902-265	DEBT PROCEEDS-FIRE RADIOS	\$ -	\$ 526,500	\$ -	\$ 526,500	\$ -	\$ -	\$ -	\$ (526,500)	-100.0%
400-4903-107	DEBT-SALT SHED REPAIRS	\$ -	\$ 500,000	\$ -	\$ 500,000	\$ -	\$ -	\$ -	\$ (500,000)	-100.0%
400-4903-319	DEBT PROCEEDS-STR RESURF PGRM	\$ -	\$ 50,000	\$ -	\$ 50,000	\$ 25,000	\$ -	\$ 25,000	\$ (25,000)	-50.0%
400-4903-368	DEBT PROCEEDS-S SYENE	\$ 6,520,259	\$ 60,000	\$ -	\$ 60,000	\$ -	\$ -	\$ -	\$ (60,000)	-100.0%

City of Fitchburg  
Capital Projects Fund #400  
2023 Operating Budget

Acct #	Account Name	2021 Actual	2022 Adopted Budget	06/2022 YTD Actual	2022 Estimate	2023 Budget Request	Revisions Thru Adoption	2023 Adopted Budget	Budget Change	
400-4921-024	TRANS FR GEN FUND - WEBSITE	\$ -	\$ -	\$ -	\$ -	60,000	\$ -	60,000	60,000	100.0%
400-4921-025	TRANS FR GEN FUND - DOOR ACCES	\$ -	\$ -	\$ -	\$ -	200,000	\$ -	200,000	200,000	100.0%
400-4921-035	TRANS FR GEN FUND - VIDEO EQUIP	\$ -	\$ -	\$ -	\$ -	125,000	\$ -	125,000	125,000	100.0%
400-4921-039	TRANS FR GEN FUND - POLL BOOKS	\$ -	\$ -	\$ -	\$ -	105,000	(105,000)	-	-	100.0%
400-4921-040	GF FB TRX - TOWN OF MADISON	\$ -	353,250	\$ -	353,250	-	-	-	(353,250)	-100.0%
400-4921-042	GF FB TRX - HYBRID/ELEC VEH	7,905	20,000	\$ -	20,000	20,000	\$ -	20,000	-	0.0%
400-4921-699	TRANS FR GEN FUND - B&G FLEET	\$ -	\$ -	\$ -	\$ -	26,000	\$ -	26,000	26,000	100.0%
400-4922-126	GF FB TRX - ECD	\$ -	\$ -	6,627	6,627	\$ -	\$ -	\$ -	-	100.0%
400-4922-198	TRANS FR GEN FUND - PD EQUIP	\$ -	\$ -	\$ -	\$ -	33,000	\$ -	33,000	33,000	100.0%
400-4922-199	TRANS FROM GEN FUND	6,000	\$ -	\$ -	\$ -	\$ -	\$ -	\$ -	-	100.0%
400-4922-229	TRANS FR GEN FUND - REHAB UNIT	\$ -	\$ -	\$ -	\$ -	450,000	(113,151)	336,849	336,849	100.0%
400-4922-239	TRANS FR GEN FUND - COMMAND	\$ -	\$ -	\$ -	\$ -	425,000	(425,000)	-	-	100.0%
400-4922-254	TRANS FR GEN FUND - SCBA	\$ -	\$ -	\$ -	\$ -	604,000	(604,000)	-	-	100.0%
400-4922-256	TRANS FR GEN FUND - EXTRICATIO	\$ -	\$ -	\$ -	\$ -	75,000	\$ -	75,000	75,000	100.0%
400-4922-267	DEBT FB TRX - FIRE HEADQUARTER	\$ -	\$ -	\$ -	\$ -	\$ -	\$ -	\$ -	-	100.0%
400-4922-601	TRANS FR GEN FUND - DISPATCH	\$ -	\$ -	\$ -	\$ -	45,000	\$ -	45,000	45,000	100.0%
400-4922-602	GF FB TRX - FRATS	\$ -	\$ -	\$ -	\$ -	150,000	\$ -	150,000	150,000	100.0%
400-4923-319	DEBT FB TRX - STREET RESURF	75,000	\$ -	\$ -	\$ -	\$ -	\$ -	\$ -	-	100.0%
400-4923-368	DEBT FB TRX - SYENE (MC-LCY)	36,624	\$ -	\$ -	\$ -	\$ -	\$ -	\$ -	-	100.0%
400-4923-999	DEBT FB TRX - DEV PD INFRASTR	\$ -	\$ -	\$ -	\$ -	\$ -	\$ -	\$ -	-	100.0%
400-4929-999	TRANS FR GEN FUND - ERER GAP	424,618	167,516	\$ -	167,516	\$ -	\$ -	\$ -	(167,516)	-100.0%
400-4936-270	TRANS FR PK DED - INCLUSIVE PK	64,400	\$ -	\$ -	\$ -	\$ -	\$ -	\$ -	-	100.0%
400-4951-006	TRANS FR SPR	\$ -	\$ -	250,000	250,000	\$ -	\$ -	\$ -	-	100.0%
400-4951-042	TRANS FR SPR	\$ -	\$ -	\$ -	\$ -	30,000	(150,000)	30,000	30,000	100.0%
400-4951-710	TRANS FR SPR	\$ -	\$ -	\$ -	\$ -	15,000	\$ -	15,000	15,000	100.0%
400-4952-140	TRANS FR SPR	\$ -	\$ -	145,000	145,000	\$ -	\$ -	\$ -	-	100.0%
400-4953-479	TRANS FR SPR	\$ -	\$ -	\$ -	\$ -	19,500	(30,000)	15,500	15,500	100.0%
400-4953-504	TRANS FR SPR	\$ -	\$ -	\$ -	\$ -	45,000	\$ -	45,000	45,000	100.0%
400-4953-510	TRANS FR SPR	\$ -	\$ -	\$ -	\$ -	1,500,000	(500,000)	1,000,000	1,000,000	100.0%
400-4953-511	TRANS FR SPR	\$ -	\$ -	\$ -	\$ -	830,000	\$ -	830,000	830,000	100.0%
400-4954-652	TRANS FR SPR	\$ -	\$ -	\$ -	\$ -	10,000	\$ -	10,000	10,000	100.0%
400-4955-204	TRANS FR LIBRARY-SORTER	\$ -	\$ -	\$ -	\$ -	212,000	\$ -	212,000	212,000	100.0%
400-4955-298	TRANS FR SPR	\$ -	\$ -	375,000	375,000	\$ -	\$ -	\$ -	-	100.0%
400-4956-212	TRANS FR SPR	\$ -	\$ -	165,000	165,000	\$ -	\$ -	\$ -	-	100.0%
400-4956-259	TRANS FR SPR	\$ -	\$ -	25,000	25,000	\$ -	\$ -	\$ -	-	100.0%
400-4956-264	TRANS FR SPR	\$ -	\$ -	\$ -	\$ -	250,000	(250,000)	\$ -	-	100.0%
400-4956-302	TRANS FR SPR	\$ -	\$ -	113,000	113,000	\$ -	\$ -	\$ -	-	100.0%
400-4956-353	TRANS FR SPR	\$ -	\$ -	10,000	10,000	\$ -	\$ -	\$ -	-	100.0%
400-4956-701	TRANS FR SPR-RENT-TO-OWN	\$ -	\$ -	\$ -	\$ -	2,600,000	(2,600,000)	\$ -	-	100.0%
400-49	Transfers From Other Funds Total	\$ 614,547	\$ 540,766	\$ 1,089,627	\$ 1,630,393	\$ 8,913,250	\$ (4,777,151)	\$ 4,136,099	\$ 3,595,333	664.9%
400-497	INTER PROJ TRX IN - various projects	5,000	109,500	214,500	214,500	219,333	\$ -	219,333	109,833	100.3%
400-498	INTER PROJ TRX IN - various projects	378,679	\$ -	820,059	16,204	683,560	\$ -	683,560	683,560	100.0%
400-499	Transfer From Other Projects Total	\$ 383,679	\$ 109,500	\$ 1,034,559	\$ 230,704	\$ 902,893	\$ -	\$ 902,893	\$ 793,393	724.6%
400-4992-014	FB APP-GIS SYSTEM	\$ -	5,500	\$ -	5,500	5,500	\$ -	5,500	-	0.0%
400-4999-999	FB APP-ERP GAP	\$ -	\$ -	\$ -	\$ -	650,000	\$ -	650,000	650,000	100.0%
400-4999	Fund Balance Applied Total	\$ -	\$ 5,500	\$ -	\$ 5,500	\$ 655,500	\$ -	\$ 655,500	\$ 650,000	11818.2%
	Revenue Total	\$ 20,306,045	\$ 7,547,579	\$ 4,435,069	\$ 9,538,996	\$ 26,473,234	\$ (5,427,151)	\$ 21,046,083	\$ 13,498,504	178.8%
400-5711-006	FINANCIAL AND OTHER SOFTWARE	\$ -	\$ -	\$ -	250,000	900,000	(150,000)	750,000	750,000	100.0%
400-5711-030	LOGO IMPLEMENT & WAYFINDING	\$ -	\$ -	94,005	113,465	\$ -	\$ -	\$ -	-	100.0%
400-5711-036	AUTOMATED TIMEKEEPING	\$ -	\$ -	\$ -	41,437	\$ -	\$ -	\$ -	-	100.0%
400-5711-040	TOWN OF MADISON - GENERAL GOVT	\$ -	27,250	\$ -	27,250	\$ -	\$ -	\$ -	(27,250)	-100.0%
400-5711-042	HYBRID AND ELECTRIC VEHICLES	\$ -	20,000	\$ -	40,000	50,000	(30,000)	20,000	-	0.0%
400-5711-043	GENERAL FLEET VEHICLES	\$ -	\$ -	\$ -	\$ -	6,180	\$ -	6,180	6,180	100.0%
400-5711-044	BICYCLE SHARING PROGRAM	\$ -	\$ -	\$ -	105,000	\$ -	\$ -	\$ -	-	100.0%
400-5711-539	ASSESSING FLEET VEHICLES	\$ -	2,400	\$ -	2,400	2,472	\$ -	2,472	72	3.0%
400-5711-710	FACT NEW EQUIP CITY HALL CAMP	34,155	15,000	4,051	173,065	40,000	\$ -	40,000	25,000	166.7%
400-5711-711	FACT VIDEO DELIVERY SYSTEM	\$ -	92,500	22,100	92,500	\$ -	\$ -	\$ -	(92,500)	-100.0%
400-5711-712	FACT FLEET VEHICLE	8,300	2,000	\$ -	2,000	2,060	\$ -	2,060	60	3.0%
400-5711-714	FACTV SWITCHERS	\$ -	\$ -	\$ -	\$ -	31,500	\$ -	31,500	31,500	100.0%
400-5712-014	GIS IMPLEMENTATION	\$ -	5,500	\$ -	5,500	5,500	\$ -	5,500	-	0.0%
400-5715-204	AUTO MATERIALS HANDLING (SORT)	\$ -	\$ -	\$ -	\$ -	212,000	\$ -	212,000	212,000	100.0%
400-5715-298	LIBRARY BUILDING SYS REPLACE	\$ -	28,138	11,930	403,138	28,982	\$ -	28,982	844	3.0%
400-5716-262	PARKING LOT RESURFACING	(1,707)	78,207	\$ -	155,111	66,367	\$ -	66,367	(11,840)	-15.1%
400-5716-302	CITY CAMPUS/BLDG SYS REPLACE	13,990	84,413	\$ -	197,413	86,946	\$ -	86,946	2,533	3.0%
400-5716-304	MAINT FAC BLDG SYS REPLACENT	\$ -	28,138	\$ -	28,138	28,982	\$ -	28,982	844	3.0%
400-5716-307	CITY CAMPUS REMODELING	\$ -	\$ -	\$ -	\$ -	650,000	\$ -	650,000	650,000	100.0%
400-571	Capital Projects - General	\$ 54,738	\$ 383,546	\$ 132,086	\$ 1,636,417	\$ 2,110,989	\$ (180,000)	\$ 1,930,989	\$ 1,547,443	400.5%
400-5721-040	TOWN OF MADISON - PS	\$ -	135,000	\$ -	135,000	\$ -	\$ -	\$ -	(135,000)	-100.0%
400-5722-125	POLICE COMM CTR RADIOS	\$ -	592,410	\$ -	723,850	72,385	\$ -	72,385	(520,025)	-87.8%
400-5722-126	Elec Control Devices - Police	\$ -	58,000	\$ -	64,627	12,319	\$ -	12,319	(46,681)	-78.8%
400-5722-127	POLICE EVIDENCE FACILITY	\$ -	\$ -	\$ -	65,000	\$ -	\$ -	\$ -	-	100.0%
400-5722-140	POLICE BODY CAMERAS	\$ -	\$ -	\$ -	13,984	183,750	\$ -	183,750	183,750	100.0%
400-5722-141	POLICE FACILITY	36,617	1,875,000	2,190	1,936,822	11,562,500	\$ -	11,562,500	9,887,500	516.7%
400-5722-199	PD FLEET VEHICLES	87,665	214,634	\$ -	370,934	250,337	\$ -	250,337	35,703	16.6%
400-5722-200	DANECOM LOCAL ADDITIONS	\$ -	\$ -	(11,055)	\$ -	\$ -	\$ -	\$ -	-	100.0%
400-5722-233	WATER TENDERS	\$ -	500,000	359,015	500,000	40,000	\$ -	40,000	(460,000)	-92.0%
400-5722-249	FUTURE FIRE STA LAND & BLDGS	(8,427)	\$ -	\$ -	\$ -	\$ -	\$ -	\$ -	-	100.0%
400-5722-260	FIRE SQUAD	636,638	\$ -	\$ -	\$ -	\$ -	\$ -	\$ -	-	100.0%
400-5722-265	FIRE RADIOS	\$ -	526,500	\$ -	526,500	84,957	\$ -	84,957	(441,543)	-83.9%
400-5722-267	FIRE HEADQUARTERS	134,578	\$ -	4,175	15,325	\$ -	\$ -	\$ -	-	100.0%
400-5722-299	FIRE FLEET VEHICLES	\$ -	34,009	\$ -	34,009	35,029	\$ -	35,029	1,020	3.0%
400-5722-302	EMS VEHICLE REPLACEMENT	11,617	\$ -	\$ -	\$ -	\$ -	\$ -	\$ -	-	100.0%
400-5722-309	ADDL FRONT-LINE AMBULANCES	\$ -	\$ -	\$ -	\$ -	10,000	\$ -	10,000	10,000	100.0%
400-5722-399	EMS FLEET REPLACEMENT	157,642	103,332	\$ -	103,332	107,599	\$ -	107,599	4,267	4.1%
400-5722-407	BLDG INSPECTION VEHICLES	\$ -	4,800	\$ -	4,800	4,944	\$ -	4,944	144	3.0%
400-5722-602	FITCHRONA ANALOG TACTICAL	\$ -	\$ -	\$ -	\$ -	325,000	\$ -	325,000	325,000	100.0%
400-572	Capital Projects - Public Safety	\$ 1,056,328	\$ 4,043,685	\$ 354,325	\$ 4,494,183	\$ 12,688,820	\$ -	\$ 12,688,820	\$ 8,645,135	213.8%
400-5731-040	TOWN OF MADISON - HIGHWAY	\$ -	191,000	\$ -	191,000	\$ -	\$ -	\$ -	(191,000)	-100.0%
400-5731-201	COMMERCE PARK DEV FUND	492	\$ -	205	292	\$ -	\$ -	\$ -	-	100.0%
400-5732-016	GPS SYSTEM	\$ -	7,500	\$ -	11,550	2,400	\$ -	2,400	(5,100)	-68.0%
400-5733-101	HWY EQUIPMENT REPLACEMENT	\$ -	303,500	34,513	271,788	\$ -	\$ -	\$ -	(303,500)	-100.0%
400-5733-103	INTERSECTION SIGNALIZATION	141,659	87,415	21,279	1,154,320	\$ -	\$ -	\$ -	(87,415)	-100.0%
400-5733-107	SALT SHED REPAIRS	\$ -	500,000	\$ -	500,000	\$ -	\$ -	\$ -	(500,000)	-100.0%
400-5733-108	FLEET MAINTENANCE EQUIPMENT	\$ -	185,250	\$ -	185,250	\$ -	\$ -	\$ -	(185,250)	-100.0%
400-5733-198	HIGHWAY EQUIPMENT REPLACEMENT	\$ -	\$ -	\$ -	\$ -	264,239	\$ -	264,239	264,239	100.0%
400-5733-199	PLOW FLEET REPLACEMENT	228,559	241,143	114,391	351,907	308,115	\$ -	308,115	66,972	27.8%
400-5733-319	STREET RESURFACING PROGRAM	804,813	1,080,114	176,306	1,440,635	1,102,561	\$ -	1,102,561	22,447	2.1%
400-5733-368	S SYENE ROAD (MCCOY TO LACY)	175,029	60,000	121,412	6,520,014	\$ -	\$ -	\$ -	(60,000)	-100.0%
400-5733-450	TRAFFIC CALMING PROGRAM	\$ -	\$ -	\$ -	30,000	\$ -	\$ -	\$ -	-	100.0%
400-5733-469	LACY-MM INTERSECTION	27,520	\$ -	\$ -	163,004	\$ -	\$ -	\$ -	-	100.0%
400-5733-474	FISH HATCHERY LEFT TURN	9,424	\$ -	\$ -	2,501	\$ -	\$ -	\$ -	-	100.0%
400-5733-479	UPDATE STREET LIGHTING	\$ -	\$ -	\$ -	8,150	39,000	\$ -	39,000	39,000	100.0%
400-5733-481	MCKEE ROAD PHASE II	196,143	\$ -	2,470	29,565	\$ -	\$ -	\$ -	-	100.0%
400-5733-486	SIDEWALK & PATH MAINT & IMPROV	42,098	101,035	626	131,902	105,958	\$ -	105,958	4,923	4.9%
400-5733-488	FISH HATCHERY RD	7,085,973	\$ -	10,093,153	10,093,153	\$ -	\$ -	\$ -	-	100.0%
400-5733-492	FITCHRONA (LACY TO NESBITT)	\$ -	\$ -	\$ -	\$ -	377,000	\$ -	377,000	377,000	100.0%
400-5733-494	LACY (FITCHRONA-SEMINOLE)	50	\$ -	18,486	1,723,450	\$ -	\$ -	\$ -	-	100.0%
400-5733-497	MAINTENANCE ARTERIAL STREETS	\$ -	64,775	\$ -	143,945	66,718	\$ -	66,718	1,943	3.0%
400-5733-501	CTH M/CAINE RD	\$ -	60,000	\$ -	55,950	\$ -	\$ -	\$ -	(60,000)	-100.0%
400-5733-504	BUS STOP IMPROVEMENTS	\$ -	\$ -	\$ -	\$ -	225,000	\$ -	225,0		

City of Fitchburg  
 Capital Projects Fund #400  
 2023 Operating Budget

Acct #	Account Name	2021 Actual	2022 Adopted Budget	06/2022 YTD Actual	2022 Estimate	2023 Budget Request	Revisions Thru Adoption	2023 Adopted Budget	Budget Change	
400-5746-352	SR CENTER FLEET VEHICLES	\$ -	\$ 3,600	\$ -	\$ 3,600	\$ 3,708	\$ -	\$ 3,708	\$ 108	3.0%
400-5746-353	SR CENTER PATIO	\$ -	\$ -	\$ -	\$ 30,000	\$ -	\$ -	\$ -	\$ -	100.0%
400-574	<b>Capital Projects - Health &amp; Human Services</b>	\$ -	\$ 3,600	\$ -	\$ 33,600	\$ 3,708	\$ -	\$ 3,708	\$ 108	3.0%
400-5763-101	PARKS EQUIPMENT REPLACEMENT	\$ 29,411	\$ 8,500	\$ 28,691	\$ 162,301	\$ -	\$ -	\$ -	\$ (8,500)	-100.0%
400-5766-198	PARKS EQUIPMENT REPLACEMENT	\$ -	\$ -	\$ -	\$ -	\$ 216,993	\$ -	\$ 216,993	\$ 216,993	100.0%
400-5766-212	MCKEE FARMS PARK	\$ (103)	\$ -	\$ -	\$ 165,000	\$ -	\$ -	\$ -	\$ -	100.0%
400-5766-259	PARK SYSTEM IMPROVEMENTS	\$ 15,732	\$ 59,000	\$ 42,720	\$ 116,491	\$ 60,000	\$ -	\$ 60,000	\$ 1,000	1.7%
400-5766-263	TENNIS/PICKLEBALL COURTS	\$ -	\$ -	\$ -	\$ -	\$ 19,400	\$ -	\$ 19,400	\$ 19,400	100.0%
400-5766-264	EXISTING LARGE PARK SHELTERS	\$ -	\$ -	\$ -	\$ -	\$ 250,000	\$ (250,000)	\$ -	\$ -	100.0%
400-5766-270	INCLUSIVE PLAYGROUND	\$ 64,400	\$ -	\$ 67,600	\$ 67,600	\$ -	\$ -	\$ -	\$ -	100.0%
400-5766-272	HUB PHASE 1 (N. FHR)	\$ -	\$ -	\$ -	\$ 312,687	\$ -	\$ -	\$ -	\$ -	100.0%
400-576	<b>Capital Projects - Parks &amp; Recreation</b>	\$ 109,440	\$ 67,500	\$ 139,011	\$ 824,079	\$ 546,393	\$ (250,000)	\$ 296,393	\$ 228,893	339.1%
400-5776-701	RENT-TO-OWN ENDOWMENT PROGRAM	\$ -	\$ -	\$ -	\$ -	\$ 3,250,000	\$ (3,250,000)	\$ -	\$ -	100.0%
400-577	<b>Capital Projects - Economic Development</b>	\$ -	\$ -	\$ -	\$ -	\$ 3,250,000	\$ (3,250,000)	\$ -	\$ -	100.0%
400-583	<b>Capital Projects - Debt Issuance Costs</b>	\$ -	\$ -	\$ -	\$ -	\$ -	\$ -	\$ -	\$ -	100.0%
400-5980-342	REC DONATIONS - TRX TO F200	\$ 10,724	\$ -	\$ -	\$ -	\$ -	\$ -	\$ -	\$ -	100.0%
400-5983-101	TRANSFER TO ANOTHER FUND	\$ -	\$ -	\$ -	\$ -	\$ -	\$ -	\$ -	\$ -	100.0%
400-5986-212	TRANSFER TO ANOTHER FUND	\$ -	\$ -	\$ -	\$ -	\$ -	\$ -	\$ -	\$ -	100.0%
400-59_	<b>Transfers Out</b>	\$ 10,724	\$ -	\$ -	\$ -	\$ -	\$ -	\$ -	\$ -	100.0%
400-599_	INTER PROJ TRX OUT - various projects	\$ 1,265,814	\$ -	\$ 1,277,004	\$ 473,150	\$ 683,560	\$ -	\$ 683,560	\$ 683,560	100.0%
400-599	<b>Interproject Transfers</b>	\$ 1,265,814	\$ -	\$ 1,277,004	\$ 473,150	\$ 683,560	\$ -	\$ 683,560	\$ 683,560	100.0%
	<b>Grand Total</b>	\$ 11,460,451	\$ 7,380,063	\$ 12,484,807	\$ 30,558,042	\$ 24,164,461	\$ (4,180,000)	\$ 19,984,461	\$ 12,604,398	170.8%
	<b>Net Surplus/(Deficit)</b>	\$ 8,845,594	\$ 162,016	\$ (8,049,737)	\$ (21,024,546)	\$ 1,653,273	\$ (1,247,151)	\$ 406,122	\$ 244,106	

City of Fitchburg, WI  
*Capital Improvement Program (CIP)*  
 2023 thru 2032

**FUNDING SOURCE SUMMARY**

<b>Source</b>	<b>2023</b>	<b>2024</b>	<b>2025</b>	<b>2026</b>	<b>2027</b>	<b>2028</b>	<b>2029</b>	<b>2030</b>	<b>2031</b>	<b>2032</b>	<b>Total</b>
ARPA/FRF	1,894,500	730,500									2,625,000
Assessed (non-util, non-debt)	67,934	68,923	69,940	70,989	72,068	73,180	74,325	475,505	76,720	77,970	1,127,554
Borrowing (non-util, GO debt)	11,760,136	17,733,000	7,964,739	4,927,500	1,230,000	300,000	1,120,500	1,868,888			46,904,763
Capital Property Tax Levy	2,239,657	2,492,937	2,635,233	2,764,422	2,862,226	3,255,895	3,354,922	3,636,387	3,630,910	3,763,105	30,635,694
Contribution from Other Entities	213,500	66,115	554,748	22,401	523,073	86,265	3,976,478	30,212	51,938	53,496	5,578,226
Expenditure Restraint	650,000	650,000	650,000		650,000	500,000	500,000	500,000	500,000	500,000	5,100,000
Grants/Donations (non-util)	420,364	2,228,500	3,278,136	500,000	730,000	250,000		75,000	79,000	75,000	7,636,000
Other (describe)		50,000									50,000
Payments From Other Funds	20,000	20,000	20,000	10,000	10,000	10,000	10,000	10,000	10,000	10,000	130,000
Project Fund Balance Applied	892,100	280,100	94,850	1,063,100	811,600	979,600	208,400	86,600	86,600	86,600	4,589,550
Sale/Trade In (hwy)	0	0	0	0	0	0	0	0	0	0	0
Sale/Trade In (non-hwy, non-util)	0	77,000	0	0	50,000	50,000	0	100,000	0	0	277,000
SRF - Cable Fund (transfer)							10,000	10,000	10,000	10,000	40,000
SRF - FACTv Fund Balance Applied	58,560	33,622	8,685	8,751	8,819	68,888	8,960	9,034	9,110	9,188	223,617
SRF - Fund Balance Applied (Other)		2,600,000									2,600,000
SRF - Library Fund Balance Applied	227,000		85,000		60,500						372,500
SRF - Park Improve/ Dedication Fees	475,000	385,000	420,000		400,000	62,500	2,000,000				3,742,500
SRF - Refuse and Recycling Fund	10,000	10,000	10,000	10,000	10,000	10,000	10,000	10,000	10,000	10,000	100,000
TID Closure Excess Increment	933,750	405,000	35,000	375,000							1,748,750
TIF - Future						500,000					500,000
TIF Borrowing	0		1,350,200	472,500		0					1,822,700
Utility - Assessed (sewer)	821,000		0								821,000
Utility - Assessed (storm)	1,500,000	0	164,000						90,000		1,754,000
Utility - Assessed (water)	0		0	100,000							100,000
Utility - Borrowing (sewer assess)							90,000	900,000			990,000
Utility - Borrowing (storm)	0		1,504,400								1,504,400
Utility - Grants/Donations	470,500	117,500	412,000	300,000							1,300,000
Utility - Impact Fees	354,020	46,371	117,762	369,195	200,671	232,191	1,921,256	230,369	57,030	58,741	3,587,606
Utility - Rates (sewer)	123,750	59,425	316,650	41,500	69,090	105,100	57,700	565,500	48,000	51,500	1,438,215

<b>Source</b>	<b>2023</b>	<b>2024</b>	<b>2025</b>	<b>2026</b>	<b>2027</b>	<b>2028</b>	<b>2029</b>	<b>2030</b>	<b>2031</b>	<b>2032</b>	<b>Total</b>
Utility - Rates (stormwater)	822,793	731,075	653,742	672,546	342,837	428,167	641,337	855,448	462,902	382,899	5,993,746
Utility - Rates (water)	800,770	774,196	1,039,012	320,695	319,761	157,291	161,457	493,370	185,031	112,742	4,364,325
Utility - Sale/Trade in (sewer)	0	0	0	0	0	0	0	0	0	0	0
Utility - Sale/Trade In (storm)	0	0	0	0	0	0	0	0	0	0	0
Utility - Sale/Trade In (water)	0	0	0	0	0	0	0	0	0	0	0
<b>GRAND TOTAL</b>	<b>24,755,334</b>	<b>29,559,264</b>	<b>21,384,097</b>	<b>12,028,599</b>	<b>8,350,645</b>	<b>7,069,077</b>	<b>14,145,335</b>	<b>9,856,313</b>	<b>5,307,241</b>	<b>5,201,241</b>	<b>137,657,146</b>

City of Fitchburg, WI  
*Capital Improvement Program (CIP)*  
 2023 thru 2032

**DEPARTMENT SUMMARY**

<b>Department</b>	<b>Project #</b>	<b>2023</b>	<b>2024</b>	<b>2025</b>	<b>2026</b>	<b>2027</b>	<b>2028</b>	<b>2029</b>	<b>2030</b>	<b>2031</b>	<b>2032</b>	<b>Total</b>
Admin		26,180	81,365	21,311	111,350	11,391	111,433	11,476	11,520	11,565	11,612	409,203
Admin - FACTv (cable)		73,560	33,622	8,685	8,751	8,819	68,888	18,960	19,034	19,110	19,188	278,617
Assessing		2,472	2,546	2,623	2,701	2,782	2,866	2,952	3,040	3,131	3,225	28,338
Building Inspection		4,944	5,092	5,245	5,402	5,565	5,731	5,903	6,080	6,263	6,451	56,676
Clerk								105,000	10,815	11,139	11,474	138,428
Econ Dev			3,950,000									3,950,000
EMS		117,599	153,057	157,649	162,378	167,250	172,267	177,435	192,758	240,179	247,384	1,787,956
Finance		750,000										750,000
Fire - Emergency Management		325,000	60,450	20,549	21,165	21,800	22,454	23,128	23,821	24,536	25,272	568,175
Fire Department		159,986	989,786	169,729	310,821	762,069	1,176,504	313,911	1,367,215	333,027	343,019	5,926,067
Library		240,982	29,851	115,747	31,669	93,119	33,598	34,605	35,644	36,713	37,814	689,742
Parks, Recreation, and Forestr		554,400	1,652,482	7,264,582	1,887,199	539,835	392,490	2,145,165	147,859	150,576	153,313	14,887,901
Police Department		12,081,291	11,978,446	401,438	413,480	425,884	438,661	451,820	465,374	479,336	493,717	27,629,447
Public Works - B&G		832,295	217,091	228,541	206,263	213,988	247,022	230,377	239,067	248,106	257,511	2,920,261
Public Works - General		2,400	132,400	4,686	4,755	4,825	4,898	60,973	5,250	84,330	5,411	309,928
Public Works - Parks		216,993	223,503	230,208	237,114	244,228	251,554	259,101	266,874	274,880	283,127	2,487,582
Public Works - Refuse		10,000	10,000	10,000	10,000	10,000	10,000	10,000	10,000	10,000	10,000	100,000
Public Works - Sewer		726,000						90,000	900,000			1,716,000
Public Works - Storm		2,660,393	515,575	3,259,192	906,046	274,337	360,167	533,037	583,448	479,902	306,399	9,878,496
Public Works - Streets		4,694,991	8,607,587	8,320,454	6,675,463	4,736,958	3,226,188	7,517,690	4,261,456	2,563,021	2,718,412	53,322,220
Public Works - Water		1,175,540	805,992	1,057,924	748,390	502,522	408,582	2,007,513	1,020,239	194,061	119,983	8,040,746
Senior Center		3,708	23,819	3,934	4,052	4,173	4,299	4,428	4,560	4,697	4,838	62,508
Technology		96,600	86,600	101,600	281,600	321,100	131,475	141,861	282,259	132,669	143,091	1,718,855
<b>GRAND TOTAL</b>		<b>24,755,334</b>	<b>29,559,264</b>	<b>21,384,097</b>	<b>12,028,599</b>	<b>8,350,645</b>	<b>7,069,077</b>	<b>14,145,335</b>	<b>9,856,313</b>	<b>5,307,241</b>	<b>5,201,241</b>	<b>137,657,146</b>

City of Fitchburg, WI  
*Capital Improvement Program (CIP)*

2023 thru 2032

**PROJECTS & FUNDING SOURCES BY DEPARTMENT**

Department	Project #	2023	2024	2025	2026	2027	2028	2029	2030	2031	2032	Total
<b>Admin</b>												
Solar Investment - New/Revised	1038		25,000		100,000		100,000					225,000
<i>Capital Property Tax Levy</i>					50,000		50,000					100,000
<i>Grants/Donations (non-util)</i>					50,000		50,000					100,000
<i>TID Closure Excess Increment</i>			25,000									25,000
Town of Madison - Reallocated	1040	0	0	0	0	0	0	0	0	0	0	0
<i>Capital Property Tax Levy</i>		0	0	0	0	0	0	0	0	0	0	0
<i>Utility - Rates (sewer)</i>		0	0	0	0	0	0	0	0	0	0	0
<i>Utility - Rates (stormwater)</i>		0	0	0	0	0	0	0	0	0	0	0
<i>Utility - Rates (water)</i>		0	0	0	0	0	0	0	0	0	0	0
Hybrid and Electric Vehicles - Revised	1042	50,000	20,000	20,000	10,000	10,000	10,000	10,000	10,000	10,000	10,000	160,000
<i>Payments From Other Funds</i>		20,000	20,000	20,000	10,000	10,000	10,000	10,000	10,000	10,000	10,000	130,000
<i>TID Closure Excess Increment</i>		30,000										30,000
General Fleet Vehicles	1043	6,180	6,365	1,311	1,350	1,391	1,433	1,476	1,520	1,565	1,612	24,203
<i>Capital Property Tax Levy</i>		6,180	6,365	1,311	1,350	1,391	1,433	1,476	1,520	1,565	1,612	24,203
<b>Admin Total</b>		<b>56,180</b>	<b>51,365</b>	<b>21,311</b>	<b>111,350</b>	<b>11,391</b>	<b>111,433</b>	<b>11,476</b>	<b>11,520</b>	<b>11,565</b>	<b>11,612</b>	<b>409,203</b>
<b>Admin - FACTv (cable)</b>												
FACTv Facility & Equipment Upgrades - Revised	1710	40,000	25,000									65,000
<i>SRF - FACTv Fund Balance Applied</i>		25,000	25,000									50,000
<i>SRF - Library Fund Balance Applied</i>		15,000										15,000
Video Delivery System Replacements - Revised	1711						60,000	10,000	10,000	10,000	10,000	100,000
<i>SRF - Cable Fund (transfer)</i>								10,000	10,000	10,000	10,000	40,000
<i>SRF - FACTv Fund Balance Applied</i>							60,000					60,000
FACTv Fleet Vehicle Replacement	1712	2,060	2,122	2,185	2,251	2,319	2,388	2,460	2,534	2,610	2,688	23,617
<i>SRF - FACTv Fund Balance Applied</i>		2,060	2,122	2,185	2,251	2,319	2,388	2,460	2,534	2,610	2,688	23,617
Video Switchers - New	1714	31,500	6,500	6,500	6,500	6,500	6,500	6,500	6,500	6,500	6,500	90,000
<i>SRF - FACTv Fund Balance Applied</i>		31,500	6,500	6,500	6,500	6,500	6,500	6,500	6,500	6,500	6,500	90,000
<b>Admin - FACTv (cable) Total</b>		<b>73,560</b>	<b>33,622</b>	<b>8,685</b>	<b>8,751</b>	<b>8,819</b>	<b>68,888</b>	<b>18,960</b>	<b>19,034</b>	<b>19,110</b>	<b>19,188</b>	<b>278,617</b>

Department	Project #	2023	2024	2025	2026	2027	2028	2029	2030	2031	2032	Total
<b>Assessing</b>												
Assessing Fleet Vehicles	1539	2,472	2,546	2,623	2,701	2,782	2,866	2,952	3,040	3,131	3,225	28,338
<i>Capital Property Tax Levy</i>		<i>2,472</i>	<i>2,546</i>	<i>2,623</i>	<i>2,701</i>	<i>2,782</i>	<i>2,866</i>	<i>2,952</i>	<i>3,040</i>	<i>3,131</i>	<i>3,225</i>	<i>28,338</i>
<b>Assessing Total</b>		<b>2,472</b>	<b>2,546</b>	<b>2,623</b>	<b>2,701</b>	<b>2,782</b>	<b>2,866</b>	<b>2,952</b>	<b>3,040</b>	<b>3,131</b>	<b>3,225</b>	<b>28,338</b>
<b>Building Inspection</b>												
Building Inspection Vehicles	2407	4,944	5,092	5,245	5,402	5,565	5,731	5,903	6,080	6,263	6,451	56,676
<i>Capital Property Tax Levy</i>		<i>4,944</i>	<i>5,092</i>	<i>5,245</i>	<i>5,402</i>	<i>5,565</i>	<i>5,731</i>	<i>5,903</i>	<i>6,080</i>	<i>6,263</i>	<i>6,451</i>	<i>56,676</i>
<b>Building Inspection Total</b>		<b>4,944</b>	<b>5,092</b>	<b>5,245</b>	<b>5,402</b>	<b>5,565</b>	<b>5,731</b>	<b>5,903</b>	<b>6,080</b>	<b>6,263</b>	<b>6,451</b>	<b>56,676</b>
<b>Clerk</b>												
Electronic Poll Books - Revised	1039							105,000	10,815	11,139	11,474	138,428
<i>Capital Property Tax Levy</i>									<i>10,815</i>	<i>11,139</i>	<i>11,474</i>	<i>33,428</i>
<i>Project Fund Balance Applied</i>								<i>105,000</i>				<i>105,000</i>
<b>Clerk Total</b>								<b>105,000</b>	<b>10,815</b>	<b>11,139</b>	<b>11,474</b>	<b>138,428</b>
<b>Econ Dev</b>												
Rent-to-Own Townhome Endowment Program - New	6701	3,250,000	700,000									3,950,000
<i>Borrowing (non-util, GO debt)</i>		<i>400,000</i>	<i>700,000</i>									<i>1,100,000</i>
<i>Grants/Donations (non-util)</i>		<i>200,000</i>										<i>200,000</i>
<i>Other (describe)</i>		<i>50,000</i>										<i>50,000</i>
<i>SRF - Fund Balance Applied (Other)</i>		<i>2,600,000</i>										<i>2,600,000</i>
<b>Econ Dev Total</b>		<b>3,250,000</b>	<b>700,000</b>									<b>3,950,000</b>
<b>EMS</b>												
Additional Front Line Ambulances - Revised	2309	10,000	42,230	43,497	44,802	46,146	47,530	48,956	60,425	103,876	106,992	554,454
<i>Capital Property Tax Levy</i>		<i>5,000</i>	<i>21,115</i>	<i>21,749</i>	<i>22,401</i>	<i>23,073</i>	<i>23,765</i>	<i>24,478</i>	<i>30,213</i>	<i>51,938</i>	<i>53,496</i>	<i>277,228</i>
<i>Contribution from Other Entities</i>		<i>5,000</i>	<i>21,115</i>	<i>21,748</i>	<i>22,401</i>	<i>23,073</i>	<i>23,765</i>	<i>24,478</i>	<i>30,212</i>	<i>51,938</i>	<i>53,496</i>	<i>277,226</i>
EMS Fleet Replacement - Revised	2399	107,599	110,827	114,152	117,576	121,104	124,737	128,479	132,333	136,303	140,392	1,233,502
<i>Capital Property Tax Levy</i>		<i>107,599</i>	<i>110,827</i>	<i>114,152</i>	<i>117,576</i>	<i>121,104</i>	<i>124,737</i>	<i>128,479</i>	<i>132,333</i>	<i>136,303</i>	<i>140,392</i>	<i>1,233,502</i>
<b>EMS Total</b>		<b>117,599</b>	<b>153,057</b>	<b>157,649</b>	<b>162,378</b>	<b>167,250</b>	<b>172,267</b>	<b>177,435</b>	<b>192,758</b>	<b>240,179</b>	<b>247,384</b>	<b>1,787,956</b>
<b>Finance</b>												

Department	Project #	2023	2024	2025	2026	2027	2028	2029	2030	2031	2032	Total
Finance and Other Software Solutions - Revised	1006	900,000										900,000
<i>TID Closure Excess Increment</i>		900,000										900,000
<b>Finance Total</b>		<b>900,000</b>										<b>900,000</b>

### Fire - Emergency Management

Police Dispatch Consoles - New	2601		45,000	4,635	4,774	4,917	5,065	5,217	5,373	5,534	5,700	86,215
<i>Capital Property Tax Levy</i>				4,635	4,774	4,917	5,065	5,217	5,373	5,534	5,700	41,215
<i>Project Fund Balance Applied</i>			45,000									45,000
Fitch-Rona Analog Tactical System (FRATS) - New	2602	325,000	15,450	15,914	16,391	16,883	17,389	17,911	18,448	19,002	19,572	481,960
<i>Capital Property Tax Levy</i>			15,450	15,914	16,391	16,883	17,389	17,911	18,448	19,002	19,572	156,960
<i>Contribution from Other Entities</i>		175,000										175,000
<i>Project Fund Balance Applied</i>		150,000										150,000
<b>Fire - Emergency Management Total</b>		<b>325,000</b>	<b>60,450</b>	<b>20,549</b>	<b>21,165</b>	<b>21,800</b>	<b>22,454</b>	<b>23,128</b>	<b>23,821</b>	<b>24,536</b>	<b>25,272</b>	<b>568,175</b>

### Fire Department

Air/Light/Rehab Vehicle Replacement - Revised	2229					500,000	33,097	34,090	35,113	36,166	37,251	675,717
<i>Capital Property Tax Levy</i>							33,097	34,090	35,113	36,166	37,251	175,717
<i>Project Fund Balance Applied</i>					450,000							450,000
<i>Sale/Trade In (non-hwy, non-util)</i>					50,000							50,000
Fire Water Tenders (2) - Revised	2233	40,000	41,200	42,436	43,709	45,020	46,371	47,762	49,195	50,671	52,191	458,555
<i>Capital Property Tax Levy</i>		40,000	41,200	42,436	43,709	45,020	46,371	47,762	49,195	50,671	52,191	458,555
Command Unit Replacement - Revised	2239						475,000	25,197	25,953	26,731	27,533	580,414
<i>Capital Property Tax Levy</i>								25,197	25,953	26,731	27,533	105,414
<i>Project Fund Balance Applied</i>							425,000					425,000
<i>Sale/Trade In (non-hwy, non-util)</i>							50,000					50,000
Fire Engine Replacement	2250		825,000						1,043,888			1,868,888
<i>Borrowing (non-util, GO debt)</i>			750,000						943,888			1,693,888
<i>Sale/Trade In (non-hwy, non-util)</i>			75,000						100,000			175,000
Replacement of SCBA & Related Equipment - Revised	2254				136,000	7,004	475,214	55,635	57,303	59,023	60,794	850,973
<i>Capital Property Tax Levy</i>						7,004	7,214	55,635	57,303	59,023	60,794	246,973
<i>Project Fund Balance Applied</i>					136,000		468,000					604,000
Replacement of Extrication Equip - Revised	2256					75,000	7,725	7,957	8,195	8,441	8,695	116,013
<i>Capital Property Tax Levy</i>							7,725	7,957	8,195	8,441	8,695	41,013
<i>Project Fund Balance Applied</i>						75,000						75,000
Portable/Mobile Radio Upgrade - Revised	2265	84,957	87,506	90,131	92,835	95,620	98,489	101,444	104,487	107,622	110,851	973,942
<i>Capital Property Tax Levy</i>		84,957	87,506	90,131	92,835	95,620	98,489	101,444	104,487	107,622	110,851	973,942

Department	Project #	2023	2024	2025	2026	2027	2028	2029	2030	2031	2032	Total
Fire Dept Fleet Replacement	2299	35,029	36,080	37,162	38,277	39,425	40,608	41,826	43,081	44,373	45,704	401,565
<i>Capital Property Tax Levy</i>		<i>35,029</i>	<i>36,080</i>	<i>37,162</i>	<i>38,277</i>	<i>39,425</i>	<i>40,608</i>	<i>41,826</i>	<i>43,081</i>	<i>44,373</i>	<i>45,704</i>	<i>401,565</i>
<b>Fire Department Total</b>		<b>159,986</b>	<b>989,786</b>	<b>169,729</b>	<b>310,821</b>	<b>762,069</b>	<b>1,176,504</b>	<b>313,911</b>	<b>1,367,215</b>	<b>333,027</b>	<b>343,019</b>	<b>5,926,067</b>

### Library

Library Outreach Vehicle	5202					60,500						60,500
<i>SRF - Library Fund Balance Applied</i>						<i>60,500</i>						<i>60,500</i>
Self-Check Machines	5203			85,000								85,000
<i>SRF - Library Fund Balance Applied</i>				<i>85,000</i>								<i>85,000</i>
Automated Materials Handling System (Sorter) - Rev	5204	212,000										212,000
<i>SRF - Library Fund Balance Applied</i>		<i>212,000</i>										<i>212,000</i>
Library Bldg Improve Replacements	5298	28,982	29,851	30,747	31,669	32,619	33,598	34,605	35,644	36,713	37,814	332,242
<i>Capital Property Tax Levy</i>		<i>28,982</i>	<i>29,851</i>	<i>30,747</i>	<i>31,669</i>	<i>32,619</i>	<i>33,598</i>	<i>34,605</i>	<i>35,644</i>	<i>36,713</i>	<i>37,814</i>	<i>332,242</i>
<b>Library Total</b>		<b>240,982</b>	<b>29,851</b>	<b>115,747</b>	<b>31,669</b>	<b>93,119</b>	<b>33,598</b>	<b>34,605</b>	<b>35,644</b>	<b>36,713</b>	<b>37,814</b>	<b>689,742</b>

### Parks, Recreation, and Forestr

McGaw Park Improvements - Reallocated	6211		0	0		0						0
<i>Capital Property Tax Levy</i>			<i>0</i>	<i>0</i>								<i>0</i>
<i>SRF - Park Improve/ Dedication Fees</i>						<i>0</i>						<i>0</i>
McKee Farms Park Improvement - Reallocated	6212	0	0		0							0
<i>Capital Property Tax Levy</i>		<i>0</i>	<i>0</i>									<i>0</i>
<i>Grants/Donations (non-util)</i>					<i>0</i>							<i>0</i>
<i>Project Fund Balance Applied</i>			<i>0</i>									<i>0</i>
<i>TID Closure Excess Increment</i>					<i>0</i>							<i>0</i>
Moraine Edge Park Land Acquisition	6244							2,000,000				2,000,000
<i>SRF - Park Improve/ Dedication Fees</i>								<i>2,000,000</i>				<i>2,000,000</i>
Recurring Park System Improvements - Revised	6259	60,000	76,000	62,000	63,000	64,000	65,000	66,000	67,000	68,000	69,000	660,000
<i>ARPA/FRF</i>			<i>15,000</i>									<i>15,000</i>
<i>Capital Property Tax Levy</i>		<i>60,000</i>	<i>61,000</i>	<i>62,000</i>	<i>63,000</i>	<i>64,000</i>	<i>65,000</i>	<i>66,000</i>	<i>67,000</i>	<i>68,000</i>	<i>69,000</i>	<i>645,000</i>
Tennis/Pickleball Court Improvements - Revised	6263	19,400	179,982	195,582	21,199	21,835	22,490	23,165	23,859	24,576	25,313	557,401
<i>Capital Property Tax Levy</i>		<i>19,400</i>	<i>19,982</i>	<i>20,582</i>	<i>21,199</i>	<i>21,835</i>	<i>22,490</i>	<i>23,165</i>	<i>23,859</i>	<i>24,576</i>	<i>25,313</i>	<i>222,401</i>
<i>Grants/Donations (non-util)</i>			<i>160,000</i>	<i>175,000</i>								<i>335,000</i>
Large Park Shelters Renovate/Replace - Revised	6264	250,000	176,000	52,000	53,000	54,000	55,000	56,000	57,000	58,000	59,000	870,000
<i>Capital Property Tax Levy</i>		<i>0</i>	<i>51,000</i>	<i>52,000</i>	<i>53,000</i>	<i>54,000</i>	<i>55,000</i>	<i>56,000</i>	<i>57,000</i>	<i>58,000</i>	<i>59,000</i>	<i>495,000</i>
<i>Project Fund Balance Applied</i>			<i>75,000</i>									<i>75,000</i>
<i>TID Closure Excess Increment</i>		<i>250,000</i>	<i>50,000</i>									<i>300,000</i>

Department	Project #	2023	2024	2025	2026	2027	2028	2029	2030	2031	2032	Total
New Park Developments - Revised	6266	475,000	385,000	420,000		400,000						1,680,000
<i>SRF - Park Improve/ Dedication Fees</i>		<i>475,000</i>	<i>385,000</i>	<i>420,000</i>		<i>400,000</i>						<i>1,680,000</i>
Recreational Circuit Dunn's Marsh - Revised	6271						250,000					250,000
<i>Contribution from Other Entities</i>							<i>62,500</i>					<i>62,500</i>
<i>Grants/Donations (non-util)</i>							<i>125,000</i>					<i>125,000</i>
<i>SRF - Park Improve/ Dedication Fees</i>							<i>62,500</i>					<i>62,500</i>
Neighborhood Hub Phase 2 - Revised	6273		585,500	4,500,000								5,085,500
<i>Borrowing (non-util, GO debt)</i>			<i>585,500</i>	<i>4,500,000</i>								<i>5,085,500</i>
<i>Grants/Donations (non-util)</i>			<i>0</i>	<i>0</i>								<i>0</i>
<i>SRF - Park Improve/ Dedication Fees</i>			<i>0</i>	<i>0</i>								<i>0</i>
Northwest Teen Center - Revised	6275			2,000,000	1,000,000							3,000,000
<i>Borrowing (non-util, GO debt)</i>				<i>2,000,000</i>	<i>1,000,000</i>							<i>3,000,000</i>
Community Tree Gravel Beds - New	6276			35,000								35,000
<i>TID Closure Excess Increment</i>				<i>35,000</i>								<i>35,000</i>
Kids Crossing Playground - Reallocated	6277				750,000							750,000
<i>Grants/Donations (non-util)</i>					<i>375,000</i>							<i>375,000</i>
<i>TID Closure Excess Increment</i>					<i>375,000</i>							<i>375,000</i>
<b>Parks, Recreation, and Forestr Total</b>		<b>804,400</b>	<b>1,402,482</b>	<b>7,264,582</b>	<b>1,887,199</b>	<b>539,835</b>	<b>392,490</b>	<b>2,145,165</b>	<b>147,859</b>	<b>150,576</b>	<b>153,313</b>	<b>14,887,901</b>

### Police Department

Police Radio Replacements - Revised	2125	72,385	74,557	76,794	79,098	81,471	83,915	86,432	89,025	91,696	94,447	829,820
<i>Capital Property Tax Levy</i>		<i>72,385</i>	<i>74,557</i>	<i>76,794</i>	<i>79,098</i>	<i>81,471</i>	<i>83,915</i>	<i>86,432</i>	<i>89,025</i>	<i>91,696</i>	<i>94,447</i>	<i>829,820</i>
Conducted Electrical Weapon (CEW)	2126	12,319	12,689	13,070	13,462	13,866	14,282	14,710	15,151	15,606	16,074	141,229
<i>Capital Property Tax Levy</i>		<i>12,319</i>	<i>12,689</i>	<i>13,070</i>	<i>13,462</i>	<i>13,866</i>	<i>14,282</i>	<i>14,710</i>	<i>15,151</i>	<i>15,606</i>	<i>16,074</i>	<i>141,229</i>
Police Body Cameras - Revised	2140	183,750	37,853	38,989	40,158	41,363	42,604	43,882	45,198	46,554	47,951	568,302
<i>Capital Property Tax Levy</i>			<i>37,853</i>	<i>38,989</i>	<i>40,158</i>	<i>41,363</i>	<i>42,604</i>	<i>43,882</i>	<i>45,198</i>	<i>46,554</i>	<i>47,951</i>	<i>384,552</i>
<i>TID Closure Excess Increment</i>		<i>183,750</i>										<i>183,750</i>
Police Facility/Addition	2141	11,562,500	11,562,500									23,125,000
<i>Borrowing (non-util, GO debt)</i>		<i>11,562,500</i>	<i>11,562,500</i>									<i>23,125,000</i>
Police Equipment - Revised	2198		33,000	7,002	7,212	7,428	7,651	7,881	8,117	8,361	8,612	95,264
<i>Capital Property Tax Levy</i>				<i>7,002</i>	<i>7,212</i>	<i>7,428</i>	<i>7,651</i>	<i>7,881</i>	<i>8,117</i>	<i>8,361</i>	<i>8,612</i>	<i>62,264</i>
<i>Project Fund Balance Applied</i>			<i>33,000</i>									<i>33,000</i>
Police Fleet Vehicles - Revised	2199	250,337	257,847	265,583	273,550	281,756	290,209	298,915	307,883	317,119	326,633	2,869,832
<i>Capital Property Tax Levy</i>		<i>250,337</i>	<i>257,847</i>	<i>265,583</i>	<i>273,550</i>	<i>281,756</i>	<i>290,209</i>	<i>298,915</i>	<i>307,883</i>	<i>317,119</i>	<i>326,633</i>	<i>2,869,832</i>
<b>Police Department Total</b>		<b>12,081,291</b>	<b>11,978,446</b>	<b>401,438</b>	<b>413,480</b>	<b>425,884</b>	<b>438,661</b>	<b>451,820</b>	<b>465,374</b>	<b>479,336</b>	<b>493,717</b>	<b>27,629,447</b>

### Public Works - B&G

B&G Fleet Vehicle - Revised	1699		28,000	2,678	2,758	2,841	2,926	3,014	3,105	3,198	3,294	51,814
<i>Capital Property Tax Levy</i>				<i>2,678</i>	<i>2,758</i>	<i>2,841</i>	<i>2,926</i>	<i>3,014</i>	<i>3,105</i>	<i>3,198</i>	<i>3,294</i>	<i>23,814</i>
<i>Project Fund Balance Applied</i>			<i>26,000</i>									<i>26,000</i>

Department	Project #	2023	2024	2025	2026	2027	2028	2029	2030	2031	2032	Total
<i>Sale/Trade In (non-hwy, non-util)</i>			2,000									2,000
Oak Hall AV - Revised	1720						25,000					25,000
<i>Capital Property Tax Levy</i>							25,000					25,000
Early Warning Sirens	2238			29,705								29,705
<i>Capital Property Tax Levy</i>				29,705								29,705
Parking Lot Resurfacing	6262	66,367	69,686	73,170	76,828	80,670	84,704	88,939	93,386	98,055	102,958	834,763
<i>Capital Property Tax Levy</i>		66,367	69,686	73,170	76,828	80,670	84,704	88,939	93,386	98,055	102,958	834,763
City Campus Building Systems Replacement - Revised	6302	86,946	89,554	92,241	95,008	97,858	100,794	103,818	106,932	110,140	113,444	996,735
<i>Capital Property Tax Levy</i>		86,946	89,554	92,241	95,008	97,858	100,794	103,818	106,932	110,140	113,444	996,735
Maintenance Facility Bldg Sys Replace	6304	28,982	29,851	30,747	31,669	32,619	33,598	34,606	35,644	36,713	37,815	332,244
<i>Capital Property Tax Levy</i>		28,982	29,851	30,747	31,669	32,619	33,598	34,606	35,644	36,713	37,815	332,244
City Hall Remodeling - New	6307	650,000										650,000
<i>Project Fund Balance Applied</i>		650,000										650,000
<b>Public Works - B&amp;G Total</b>		<b>832,295</b>	<b>217,091</b>	<b>228,541</b>	<b>206,263</b>	<b>213,988</b>	<b>247,022</b>	<b>230,377</b>	<b>239,067</b>	<b>248,106</b>	<b>257,511</b>	<b>2,920,261</b>

**Public Works - General**

GPS System - Revised	2016	2,400	2,400	2,400	2,400	2,400	2,400	58,400	2,600	2,600	2,600	80,600
<i>Capital Property Tax Levy</i>		2,400	2,400	2,400	2,400	2,400	2,400	2,400	2,600	2,600	2,600	24,600
<i>Project Fund Balance Applied</i>								16,800				16,800
<i>Utility - Rates (sewer)</i>								11,200				11,200
<i>Utility - Rates (stormwater)</i>								16,800				16,800
<i>Utility - Rates (water)</i>								11,200				11,200
Public Works Equipment Replace - Reallocated	3101	0	0	0	0	0	0	0	0	0	0	0
<i>Capital Property Tax Levy</i>		0	0	0	0	0	0	0	0	0	0	0
<i>Sale/Trade In (hwy)</i>		0	0	0	0	0	0	0	0	0	0	0
<i>Sale/Trade In (non-hwy, non-util)</i>		0	0	0	0	0	0	0	0	0	0	0
<i>Utility - Rates (sewer)</i>		0	0	0	0	0	0	0	0	0	0	0
<i>Utility - Rates (stormwater)</i>		0	0	0	0	0	0	0	0	0	0	0
<i>Utility - Rates (water)</i>		0	0	0	0	0	0	0	0	0	0	0
<i>Utility - Sale/Trade in (sewer)</i>		0	0	0	0	0	0	0	0	0	0	0
<i>Utility - Sale/Trade In (storm)</i>		0	0	0	0	0	0	0	0	0	0	0
<i>Utility - Sale/Trade In (water)</i>		0	0	0	0	0	0	0	0	0	0	0
Fleet Maintenance Equipment - New	3108		50,000									50,000
<i>TID Closure Excess Increment</i>			50,000									50,000
Transit Shuttle - New	3109		80,000	2,286	2,355	2,425	2,498	2,573	2,650	81,730	2,811	179,328
<i>ARPA/FRF</i>			16,000									16,000
<i>Capital Property Tax Levy</i>				2,286	2,355	2,425	2,498	2,573	2,650	2,730	2,811	20,328
<i>Grants/Donations (non-util)</i>			64,000							79,000		143,000
<b>Public Works - General Total</b>		<b>2,400</b>	<b>132,400</b>	<b>4,686</b>	<b>4,755</b>	<b>4,825</b>	<b>4,898</b>	<b>60,973</b>	<b>5,250</b>	<b>84,330</b>	<b>5,411</b>	<b>309,928</b>

Department	Project #	2023	2024	2025	2026	2027	2028	2029	2030	2031	2032	Total
<b>Public Works - Parks</b>												
Parks Equipment Replacement - Reallocated	6198	216,993	223,503	230,208	237,114	244,228	251,554	259,101	266,874	274,880	283,127	2,487,582
<i>Capital Property Tax Levy</i>		<i>216,993</i>	<i>223,503</i>	<i>230,208</i>	<i>237,114</i>	<i>244,228</i>	<i>251,554</i>	<i>259,101</i>	<i>266,874</i>	<i>274,880</i>	<i>283,127</i>	<i>2,487,582</i>
<b>Public Works - Parks Total</b>		<b>216,993</b>	<b>223,503</b>	<b>230,208</b>	<b>237,114</b>	<b>244,228</b>	<b>251,554</b>	<b>259,101</b>	<b>266,874</b>	<b>274,880</b>	<b>283,127</b>	<b>2,487,582</b>
<b>Public Works - Refuse</b>												
Recycling Drop-Off Site Improvements - New	4652	10,000	10,000	10,000	10,000	10,000	10,000	10,000	10,000	10,000	10,000	100,000
<i>SRF - Refuse and Recycling Fund</i>		<i>10,000</i>	<i>10,000</i>	<i>10,000</i>	<i>10,000</i>	<i>10,000</i>	<i>10,000</i>	<i>10,000</i>	<i>10,000</i>	<i>10,000</i>	<i>10,000</i>	<i>100,000</i>
<b>Public Works - Refuse Total</b>		<b>10,000</b>	<b>10,000</b>	<b>10,000</b>	<b>10,000</b>	<b>10,000</b>	<b>10,000</b>	<b>10,000</b>	<b>10,000</b>	<b>10,000</b>	<b>10,000</b>	<b>100,000</b>
<b>Public Works - Sewer</b>												
Syene Interceptor Extension - Revised	4638	726,000						90,000	900,000			1,716,000
<i>Utility - Assessed (sewer)</i>		<i>726,000</i>										<i>726,000</i>
<i>Utility - Borrowing (sewer assess)</i>								<i>90,000</i>	<i>900,000</i>			<i>990,000</i>
<b>Public Works - Sewer Total</b>		<b>726,000</b>						<b>90,000</b>	<b>900,000</b>			<b>1,716,000</b>
<b>Public Works - Storm</b>												
Stormwater Pond Dredging and Retrofits	4702	366,000	215,000	220,000	225,000	230,000	235,000	240,000	245,000	250,000	255,000	2,481,000
<i>Utility - Rates (stormwater)</i>		<i>366,000</i>	<i>215,000</i>	<i>220,000</i>	<i>225,000</i>	<i>230,000</i>	<i>235,000</i>	<i>240,000</i>	<i>245,000</i>	<i>250,000</i>	<i>255,000</i>	<i>2,481,000</i>
Uptown Wet Pond - Revised	4705	1,500,000	0									1,500,000
<i>Utility - Assessed (storm)</i>		<i>1,500,000</i>	<i>0</i>									<i>1,500,000</i>
Traceway Drive Storm Sewer Reroute	4711			0	0		37,000	246,000				283,000
<i>Utility - Rates (stormwater)</i>				<i>0</i>	<i>0</i>	<i>0</i>	<i>37,000</i>	<i>246,000</i>				<i>283,000</i>
Fitchrona Road Stormwater Improvements - Revised	4713			184,500								184,500
<i>Contribution from Other Entities</i>				<i>61,500</i>								<i>61,500</i>
<i>Utility - Grants/Donations</i>				<i>61,500</i>								<i>61,500</i>
<i>Utility - Rates (stormwater)</i>				<i>61,500</i>								<i>61,500</i>
Drainage and Flooding Improvements	4714	39,393	40,575	41,792	43,046	44,337	45,667	47,037	48,448	49,902	51,399	451,596
<i>Utility - Rates (stormwater)</i>		<i>39,393</i>	<i>40,575</i>	<i>41,792</i>	<i>43,046</i>	<i>44,337</i>	<i>45,667</i>	<i>47,037</i>	<i>48,448</i>	<i>49,902</i>	<i>51,399</i>	<i>451,596</i>
Curry Court Flooding - Revised	4717	560,000										560,000
<i>Capital Property Tax Levy</i>		<i>0</i>										<i>0</i>
<i>Utility - Assessed (storm)</i>		<i>0</i>										<i>0</i>
<i>Utility - Grants/Donations</i>		<i>448,000</i>										<i>448,000</i>
<i>Utility - Rates (stormwater)</i>		<i>112,000</i>										<i>112,000</i>
Lake Barney Watershed - Revised	4718	0		656,000								656,000

Department	Project #	2023	2024	2025	2026	2027	2028	2029	2030	2031	2032	Total
Utility - Assessed (storm)				164,000								164,000
Utility - Borrowing (storm)		0										0
Utility - Grants/Donations				328,000								328,000
Utility - Rates (stormwater)				164,000								164,000
Upsize Schumann Drive Storm Sewer - Revised	4719			800,000								800,000
Utility - Borrowing (storm)				800,000								800,000
Lacy/Seminole Regional Stormwater - Revised	4723	0		1,311,900								1,311,900
TIF Borrowing		0		1,233,200								1,233,200
Utility - Borrowing (storm)		0										0
Utility - Rates (stormwater)				78,700								78,700
Flooding North of Dunn's Marsh	4725	45,000	235,000									280,000
Utility - Grants/Donations		22,500	117,500									140,000
Utility - Rates (stormwater)		22,500	117,500									140,000
Storm Sewer on Florann Drive and Lyman Lane - Rev	4726									180,000		180,000
Utility - Assessed (storm)										90,000		90,000
Utility - Rates (stormwater)										90,000		90,000
Nine Springs Creek Restoration (Golf Course)	4727			45,000	600,000							645,000
Utility - Grants/Donations				22,500	300,000							322,500
Utility - Rates (stormwater)				22,500	300,000							322,500
Seminole Glen Stormwater Study	4730	150,000										150,000
Utility - Rates (stormwater)		150,000										150,000
Stormwater Equipment Replacement - Reallocated	4798	0	25,000	0	38,000	0	42,500	0	290,000	0	0	395,500
Utility - Rates (stormwater)		0	25,000	0	38,000	0	42,500	0	290,000	0	0	395,500
<b>Public Works - Storm Total</b>		<b>2,660,393</b>	<b>515,575</b>	<b>3,259,192</b>	<b>906,046</b>	<b>274,337</b>	<b>360,167</b>	<b>533,037</b>	<b>583,448</b>	<b>479,902</b>	<b>306,399</b>	<b>9,878,496</b>

### Public Works - Streets

Highway Equipment Replacement - Reallocated	3198	264,239	272,166	280,331	288,741	297,403	306,325	315,515	324,981	334,730	344,772	3,029,203
Capital Property Tax Levy		264,239	272,166	280,331	288,741	297,403	306,325	315,515	324,981	334,730	344,772	3,029,203
Plow Fleet Replacement - Revised	3199	308,115	317,358	326,879	336,686	346,786	357,190	367,905	378,943	390,311	402,020	3,532,193
Capital Property Tax Levy		308,115	317,358	326,879	336,686	346,786	357,190	367,905	378,943	390,311	402,020	3,532,193
Street Resurfacing Program - Revised	3319	1,232,561	1,360,206	1,334,276	1,461,348	1,438,420	1,562,494	1,518,086	1,645,162	1,619,239	1,746,316	14,918,108
Assessed (non-util, non-debt)		36,147	36,182	36,217	36,254	36,291	36,330	36,370	36,411	36,453	36,495	363,150
Borrowing (non-util, GO debt)		25,000										25,000
Capital Property Tax Levy		1,041,414	1,113,024	1,159,059	1,205,094	1,251,129	1,297,164	1,321,716	1,367,751	1,413,786	1,459,821	12,629,958
Grants/Donations (non-util)			75,000		75,000		75,000		75,000		75,000	375,000
Utility - Rates (sewer)		35,000	37,000	38,000	40,000	42,000	43,000	45,000	47,000	48,000	50,000	425,000
Utility - Rates (stormwater)		60,000	62,000	63,000	65,000	67,000	68,000	70,000	72,000	73,000	75,000	675,000
Utility - Rates (water)		35,000	37,000	38,000	40,000	42,000	43,000	45,000	47,000	48,000	50,000	425,000

Department	Project #	2023	2024	2025	2026	2027	2028	2029	2030	2031	2032	Total
Herman Road Realignment/Extension - Revised	3365							170,000	1,700,000			1,870,000
<i>Assessed (non-util, non-debt)</i>									400,000			400,000
<i>Borrowing (non-util, GO debt)</i>								132,500	925,000			1,057,500
<i>Utility - Impact Fees</i>								17,500	175,000			192,500
<i>Utility - Rates (stormwater)</i>								20,000	200,000			220,000
Syene Road (McCoy Road N to City Limit) - Revised	3367				200,000	1,460,000						1,660,000
<i>Borrowing (non-util, GO debt)</i>					200,000	730,000						930,000
<i>Grants/Donations (non-util)</i>						730,000						730,000
S. Syene (McCoy to Lacy) - Revised	3368	95,000	4,306,000									4,401,000
<i>Borrowing (non-util, GO debt)</i>			2,370,000									2,370,000
<i>Grants/Donations (non-util)</i>			1,710,000									1,710,000
<i>Utility - Assessed (sewer)</i>		95,000										95,000
<i>Utility - Rates (stormwater)</i>			226,000									226,000
Traffic Calming Program - New	3450		180,000									180,000
<i>ARPA/FRF</i>			180,000									180,000
Update Street Lighting - Revised	3479	39,000	39,000	0								78,000
<i>ARPA/FRF</i>		19,500	19,500									39,000
<i>Capital Property Tax Levy</i>				0								0
<i>Grants/Donations (non-util)</i>		19,500	19,500	0								39,000
Sidewalk and Path Maint/Improve - Revised	3486	105,958	109,137	112,411	115,783	119,257	122,834	126,519	130,315	134,224	138,251	1,214,689
<i>Assessed (non-util, non-debt)</i>		31,787	32,741	33,723	34,735	35,777	36,850	37,955	39,094	40,267	41,475	364,404
<i>Capital Property Tax Levy</i>		74,171	76,396	78,688	81,048	83,480	85,984	88,564	91,221	93,957	96,776	850,285
Fitchrona Rd (Lacy to Nesbitt) - Revised	3492	478,400	135,000	4,695,775								5,309,175
<i>Assessed (non-util, non-debt)</i>				0								0
<i>Borrowing (non-util, GO debt)</i>		122,636	45,000	698,739								866,375
<i>Contribution from Other Entities</i>		33,500	45,000	329,500								408,000
<i>Grants/Donations (non-util)</i>		220,864		2,628,136								2,849,000
<i>Utility - Assessed (sewer)</i>		0		0								0
<i>Utility - Assessed (water)</i>		0		0								0
<i>Utility - Borrowing (storm)</i>				704,400								704,400
<i>Utility - Impact Fees</i>		5,000		50,000								55,000
<i>Utility - Rates (sewer)</i>		25,000		270,000								295,000
<i>Utility - Rates (stormwater)</i>		71,400	45,000									116,400
<i>Utility - Rates (water)</i>				15,000								15,000
Lacy/Seminole Intersect, Lacy E, Seminole N - Rev	3495			150,000	600,000							750,000
<i>Borrowing (non-util, GO debt)</i>				33,000	127,500		0					160,500
<i>TIF Borrowing</i>				117,000	472,500		0					589,500
<i>Utility - Impact Fees</i>					0		0					0
<i>Utility - Rates (sewer)</i>					0		0					0
<i>Utility - Rates (stormwater)</i>					0		0					0
Maintenance of Arterials	3497	66,718	68,720	70,782	72,905	75,092	77,345	79,665	82,055	84,517	87,053	764,852
<i>Capital Property Tax Levy</i>		66,718	68,720	70,782	72,905	75,092	77,345	79,665	82,055	84,517	87,053	764,852

Department	Project #	2023	2024	2025	2026	2027	2028	2029	2030	2031	2032	Total
CTH M & Caine Rd - Safety Project - Removed	3501	0										0
<i>Capital Property Tax Levy</i>		0										0
<i>Contribution from Other Entities</i>		0										0
<i>Grants/Donations (non-util)</i>		0										0
Rimrock Rd Resurfacing - Ski Ln to Beltline	3502			950,000								950,000
<i>Borrowing (non-util, GO debt)</i>				333,000								333,000
<i>Contribution from Other Entities</i>				142,000								142,000
<i>Grants/Donations (non-util)</i>				475,000								475,000
CTH D (Sparkle Stone - 450' S of Byrneland) - Rev	3503					1,000,000	300,000	4,940,000				6,240,000
<i>Borrowing (non-util, GO debt)</i>						500,000	300,000	988,000				1,788,000
<i>Contribution from Other Entities</i>						500,000		3,952,000				4,452,000
Bus Stop Improvements - New	3504	225,000										225,000
<i>ARPA/FRF</i>		45,000										45,000
<i>Grants/Donations (non-util)</i>		180,000										180,000
Fitchrona Rd (N of Whalen to S of Whalen) - New	3506	50,000	920,000									970,000
<i>Borrowing (non-util, GO debt)</i>		50,000	920,000									970,000
Latitude 43 Extension - New	3507						500,000					500,000
<i>TIF - Future</i>							500,000					500,000
Irish Ln (FHR to S. Syene) - New	3508		400,000	400,000	3,600,000							4,400,000
<i>Borrowing (non-util, GO debt)</i>			400,000	400,000	3,600,000							4,400,000
Street Resurfacing within QCT - New	3510	1,500,000										1,500,000
<i>ARPA/FRF</i>		1,500,000										1,500,000
Bike Lane Additions - New/Revised	3511	830,000										830,000
<i>ARPA/FRF</i>		830,000										830,000
<b>Public Works - Streets Total</b>		<b>5,194,991</b>	<b>8,107,587</b>	<b>8,320,454</b>	<b>6,675,463</b>	<b>4,736,958</b>	<b>3,226,188</b>	<b>7,517,690</b>	<b>4,261,456</b>	<b>2,563,021</b>	<b>2,718,412</b>	<b>53,322,220</b>

### Public Works - Water

Well 12 and Pump House - Revised	4518	304,000										304,000
<i>Utility - Impact Fees</i>		304,000										304,000
Well 13 and Pump House	4519					150,000	180,000	1,850,000				2,180,000
<i>Utility - Impact Fees</i>						150,000	180,000	1,850,000				2,180,000
SCADA Upgrade	4522		30,000					30,000				60,000
<i>Utility - Rates (water)</i>			30,000					30,000				60,000
Water Tower Repainting	4525		20,000	250,000	230,000			20,000	230,000			750,000
<i>Utility - Rates (water)</i>			20,000	250,000	230,000			20,000	230,000			750,000
Water/Sewer Equipment Replacement - Reallocated	4598	199,500	44,850	12,800	0	51,180	124,200	0	519,500	0	2,500	954,530
<i>Utility - Rates (sewer)</i>		62,250	22,425	6,400	0	25,590	62,100	0	518,500	0	0	697,265
<i>Utility - Rates (water)</i>		137,250	22,425	6,400	0	25,590	62,100	0	1,000	0	2,500	257,265

Department	Project #	2023	2024	2025	2026	2027	2028	2029	2030	2031	2032	Total
Main Oversize/Service Insulat/Hydrant Replace	4632	90,040	92,742	95,524	98,390	101,342	104,382	107,513	110,739	114,061	117,483	1,032,216
<i>Utility - Impact Fees</i>		45,020	46,371	47,762	49,195	50,671	52,191	53,756	55,369	57,030	58,741	516,106
<i>Utility - Rates (water)</i>		45,020	46,371	47,762	49,195	50,671	52,191	53,757	55,370	57,031	58,742	516,110
Well Maintenance - Revised	4633		80,000	0		200,000			160,000	80,000		520,000
<i>Utility - Rates (water)</i>			80,000			200,000			160,000	80,000		520,000
Irish Lane Water Main Improvements - Revised	4802			20,000	420,000							440,000
<i>Utility - Assessed (water)</i>					100,000							100,000
<i>Utility - Impact Fees</i>				20,000	320,000							340,000
Tower Hill Water Main Replacements	4803	2,000	88,400	679,600								770,000
<i>Utility - Rates (water)</i>		2,000	88,400	679,600								770,000
Belmar Water Main Replacements - Revised	4804	430,000										430,000
<i>Utility - Rates (water)</i>		430,000										430,000
Water Meter Replacement - New	4805	150,000	450,000									600,000
<i>Utility - Rates (water)</i>		150,000	450,000									600,000
<b>Public Works - Water Total</b>		<b>1,175,540</b>	<b>805,992</b>	<b>1,057,924</b>	<b>748,390</b>	<b>502,522</b>	<b>408,582</b>	<b>2,007,513</b>	<b>1,020,239</b>	<b>194,061</b>	<b>119,983</b>	<b>8,040,746</b>

### Senior Center

Senior/Community Center Equip/Furnish - Revised	6351		20,000									20,000
<i>Capital Property Tax Levy</i>			5,500									5,500
<i>Project Fund Balance Applied</i>			14,500									14,500
Sr. Center Fleet Vehicles	6352	3,708	3,819	3,934	4,052	4,173	4,299	4,428	4,560	4,697	4,838	42,508
<i>Capital Property Tax Levy</i>		3,708	3,819	3,934	4,052	4,173	4,299	4,428	4,560	4,697	4,838	42,508
<b>Senior Center Total</b>		<b>3,708</b>	<b>23,819</b>	<b>3,934</b>	<b>4,052</b>	<b>4,173</b>	<b>4,299</b>	<b>4,428</b>	<b>4,560</b>	<b>4,697</b>	<b>4,838</b>	<b>62,508</b>

### Technology

Telephone System Replacement	1016								150,000			150,000
<i>Capital Property Tax Levy</i>									150,000			150,000
Website Upgrades - Revised	1024				60,000	12,000	12,000	12,000	12,000	12,000	12,000	132,000
<i>Capital Property Tax Levy</i>						12,000	12,000	12,000	12,000	12,000	12,000	72,000
<i>Project Fund Balance Applied</i>					60,000							60,000
Door Access System Replacement - Revised	1025					200,000	20,000	20,000	20,000	20,000	20,000	300,000
<i>Capital Property Tax Levy</i>							20,000	20,000	20,000	20,000	20,000	100,000
<i>Project Fund Balance Applied</i>						200,000						200,000
Video Security System Upgrade/Replace - Revised	1035				125,000	12,500	12,875	13,261	13,659	14,069	14,491	205,855
<i>Capital Property Tax Levy</i>						12,500	12,875	13,261	13,659	14,069	14,491	80,855
<i>Project Fund Balance Applied</i>					125,000							125,000

Department	Project #	2023	2024	2025	2026	2027	2028	2029	2030	2031	2032	Total
GIS System	2014	10,000		15,000	10,000	10,000		10,000			10,000	65,000
<i>Capital Property Tax Levy</i>		0		0	0	5,500		5,500			5,500	16,500
<i>Project Fund Balance Applied</i>		5,500		8,250	5,500							19,250
<i>Utility - Rates (sewer)</i>		1,500		2,250	1,500	1,500		1,500			1,500	9,750
<i>Utility - Rates (stormwater)</i>		1,500		2,250	1,500	1,500		1,500			1,500	9,750
<i>Utility - Rates (water)</i>		1,500		2,250	1,500	1,500		1,500			1,500	9,750
IT Upgrade/Replace	7000	86,600	86,600	86,600	86,600	86,600	86,600	86,600	86,600	86,600	86,600	866,000
<i>Project Fund Balance Applied</i>		86,600	86,600	86,600	86,600	86,600	86,600	86,600	86,600	86,600	86,600	866,000
<b>Technology Total</b>		<b>96,600</b>	<b>86,600</b>	<b>101,600</b>	<b>281,600</b>	<b>321,100</b>	<b>131,475</b>	<b>141,861</b>	<b>282,259</b>	<b>132,669</b>	<b>143,091</b>	<b>1,718,855</b>
<b>GRAND TOTAL</b>		<b>28,935,334</b>	<b>25,529,264</b>	<b>21,384,097</b>	<b>12,028,599</b>	<b>8,350,645</b>	<b>7,069,077</b>	<b>14,145,335</b>	<b>9,856,313</b>	<b>5,307,241</b>	<b>5,201,241</b>	<b>137,807,146</b>

City of Fitchburg  
TID #4 Fund 404  
2023 Operating Budget

Acct #	Account Name	2021 Actual	2022 Adopted Budget	06/2022 YTD Actual	2022 Estimate	2023 Budget Request	Revisions Thru Adoption	2023 Adopted Budget	Budget Change
404-4112-000	TIF #4 INCREMENT - KELLY	\$ 1,764,085	\$ 1,442,000	\$ 1,380,485	\$ 1,380,485	\$ 1,503,000	\$ -	\$ 1,503,000	\$ 61,000 4.2%
404-4112-001	TIF #4 INCREMENT - NINE SPRING	\$ -	\$ -	\$ -	\$ -	\$ -	\$ -	\$ -	\$ - 100.0%
404-4113-100	TIF #4 INCREMENT - PROMEGA	\$ 1,985,672	\$ 1,984,000	\$ 1,978,399	\$ 1,978,399	\$ 1,789,000	\$ -	\$ 1,789,000	\$ (195,000) -9.8%
404-4113-200	TIF #4 INCREMENT - PROM PROCES	\$ 365,346	\$ 350,000	\$ 378,637	\$ 378,637	\$ 336,000	\$ -	\$ 336,000	\$ (14,000) -4.0%
404-4113-300	TIF #4 INCREMENT - TECH/CAMECA	\$ 136,771	\$ 123,000	\$ 136,728	\$ 136,728	\$ 144,000	\$ -	\$ 144,000	\$ 21,000 17.1%
404-4114-000	TID 4 INCREMENT - AVANTE	\$ 722,624	\$ 732,000	\$ 760,487	\$ 760,487	\$ 708,000	\$ -	\$ 708,000	\$ (24,000) -3.3%
404-4114-100	TID 4 INCREMENT - OTHERS	\$ 220,853	\$ 276,000	\$ 336,433	\$ 336,433	\$ 379,000	\$ -	\$ 379,000	\$ 103,000 37.3%
	Subtotal Increment	\$ 5,195,351	\$ 4,907,000	\$ 4,971,169	\$ 4,971,169	\$ 4,859,000	\$ -	\$ 4,859,000	\$ (48,000) -1.0%
404-4354-000	EXEMPT COMP AID-FTC/KELLY	\$ 578,772	\$ 578,772	\$ -	\$ 578,772	\$ 578,772	\$ -	\$ 578,772	\$ - 0.0%
404-4354-001	TID #4 EXEMPT COMP AID-9 SPGS	\$ 1	\$ 1	\$ -	\$ 1	\$ 1	\$ -	\$ 1	\$ - 0.0%
404-4359-000	EXEMPT PERSONAL PROPERTY AID	\$ 17,432	\$ 54,157	\$ 19,293	\$ 19,293	\$ 19,293	\$ -	\$ 19,293	\$ (34,864) -64.4%
404-4355-100	EXEMPT COMPUTER AID - PROMEGA	\$ 72,240	\$ 72,240	\$ -	\$ 72,240	\$ 72,240	\$ -	\$ 72,240	\$ - 0.0%
404-4355-200	EXEMPT COMPUTER AID - PROM PRO	\$ 81	\$ 81	\$ -	\$ 81	\$ 81	\$ -	\$ 81	\$ - 0.0%
404-4356-000	EXEMPT COMPUTER AID - OTHER	\$ 6,433	\$ 6,433	\$ -	\$ 6,433	\$ 6,433	\$ -	\$ 6,433	\$ - 0.0%
	Subtotal Exempt Computer Aid	\$ 674,959	\$ 711,684	\$ 19,293	\$ 676,820	\$ 676,820	\$ -	\$ 676,820	\$ (34,864) -4.9%
404-4810-001	TID #4 INTEREST INCOME - NINE	\$ -	\$ -	\$ -	\$ -	\$ -	\$ -	\$ -	\$ - 100.0%
404-4810-100	INTEREST INCOME - PROMEGA	\$ -	\$ -	\$ -	\$ -	\$ -	\$ -	\$ -	\$ - 100.0%
404-4810-400	INTEREST INCOME	\$ 13,194	\$ 10,000	\$ 15,710	\$ 20,000	\$ 20,000	\$ -	\$ 20,000	\$ 10,000 100.0%
404-4810-404	INTEREST INCOME	\$ -	\$ -	\$ -	\$ -	\$ -	\$ -	\$ -	\$ - 100.0%
	Subtotal Interest Income	\$ 13,194	\$ 10,000	\$ 15,710	\$ 20,000	\$ 20,000	\$ -	\$ 20,000	\$ 10,000 100.0%
	Total Revenues & Sources	\$ 5,883,504	\$ 5,628,684	\$ 5,006,171	\$ 5,667,989	\$ 5,555,820	\$ -	\$ 5,555,820	\$ (72,864) -1.3%
404-5730-001	KELLY INFRASTRUCTURE PAYMENTS	\$ -	\$ -	\$ -	\$ -	\$ -	\$ -	\$ -	\$ - 100.0%
404-5730-002	IMPLEMENTATION/ADMINISTRATION	\$ 908	\$ 5,000	\$ 150	\$ 5,000	\$ 5,000	\$ -	\$ 5,000	\$ - 0.0%
404-5730-003	LEGAL, CONSULTING, OTHER PROF	\$ 1,667	\$ 2,000	\$ -	\$ 2,000	\$ 20,000	\$ -	\$ 20,000	\$ 18,000 900.0%
404-5730-004	MARKETING	\$ -	\$ -	\$ -	\$ -	\$ -	\$ -	\$ -	\$ - 100.0%
404-5730-005	TECH ASSESSMENT PLAN	\$ -	\$ -	\$ -	\$ -	\$ -	\$ -	\$ -	\$ - 100.0%
404-5730-006	LACY ROAD SIGNAL	\$ -	\$ -	\$ -	\$ -	\$ -	\$ -	\$ -	\$ - 100.0%
404-5730-007	LACY ROAD IMPROVEMENTS	\$ -	\$ -	\$ -	\$ -	\$ -	\$ -	\$ -	\$ - 100.0%
404-5730-008	LACY RD POWER UNDERGROUND	\$ -	\$ -	\$ -	\$ -	\$ -	\$ -	\$ -	\$ - 100.0%
404-5730-009	FISH HATCHERY RD PRELIM DESIGN	\$ -	\$ -	\$ -	\$ -	\$ -	\$ -	\$ -	\$ - 100.0%
404-5730-010	PURCHASE OF LAND - KELLY	\$ -	\$ -	\$ -	\$ -	\$ -	\$ -	\$ -	\$ - 100.0%
404-5730-011	OTHER INTEREST EXPENSE	\$ -	\$ -	\$ -	\$ -	\$ -	\$ -	\$ -	\$ - 100.0%
404-5730-012	E CHERYL/FISH HATCH SIGNAL-KEL	\$ -	\$ -	\$ -	\$ -	\$ -	\$ -	\$ -	\$ - 100.0%
404-5730-014	LACY RD/PARKWAY RD ENHANCEMENT	\$ -	\$ -	\$ -	\$ -	\$ -	\$ -	\$ -	\$ - 100.0%
404-5730-020	DEVELOPMENT INCENTIVES	\$ -	\$ -	\$ -	\$ -	\$ -	\$ -	\$ -	\$ - 100.0%
	Subtotal Original TID	\$ 2,575	\$ 7,000	\$ 150	\$ 7,000	\$ 25,000	\$ -	\$ 25,000	\$ 18,000 257.1%
404-5731-001	INCREMENT PAYMENTS - PROMEGA	\$ -	\$ -	\$ -	\$ -	\$ -	\$ -	\$ -	\$ - 100.0%
404-5731-002	IMPLEMENTATION/ADMIN - PROMEGA	\$ -	\$ 500	\$ -	\$ -	\$ -	\$ -	\$ -	\$ (500) -100.0%
404-5731-003	LEGAL, CONSULTING - PROMEGA	\$ -	\$ -	\$ -	\$ -	\$ -	\$ -	\$ -	\$ - 100.0%
404-5731-004	MARKETING - PROMEGA	\$ -	\$ -	\$ -	\$ -	\$ -	\$ -	\$ -	\$ - 100.0%
404-5731-005	INCREMENT PAYMENTS - PROM PROC	\$ 971,506	\$ -	\$ -	\$ -	\$ -	\$ -	\$ -	\$ - 100.0%
404-5731-006	IMPLEMENT/ADMIN - TECH/CAMECA	\$ -	\$ -	\$ -	\$ -	\$ -	\$ -	\$ -	\$ - 100.0%
404-5731-007	INCREMENT PMTS - TECH/CAMECA	\$ 88,639	\$ 85,289	\$ 76,982	\$ 85,289	\$ 340,584	\$ -	\$ 340,584	\$ 255,295 299.3%
	Subtotal Amendment #1	\$ 1,060,145	\$ 85,789	\$ 76,982	\$ 85,289	\$ 340,584	\$ -	\$ 340,584	\$ 254,795 297.0%
404-5730-101	NOBEL DR & MICA RD - FTC	\$ -	\$ -	\$ -	\$ -	\$ -	\$ -	\$ -	\$ - 100.0%
404-5730-102	IMPL/ADMIN-NINE SPRINGS	\$ -	\$ 2,500	\$ -	\$ -	\$ -	\$ -	\$ -	\$ (2,500) -100.0%
404-5730-103	LEGAL, CONSULTING & OTHER PROF	\$ -	\$ -	\$ -	\$ -	\$ -	\$ -	\$ -	\$ - 100.0%
404-5730-104	INTERCHANGE PROJECT & LACY E	\$ -	\$ -	\$ -	\$ -	\$ -	\$ -	\$ -	\$ - 100.0%
404-5730-105	LACY RD CONNECTION-ROUNDABOUT	\$ -	\$ -	\$ -	\$ -	\$ -	\$ -	\$ -	\$ - 100.0%
404-5730-106	UNDERPASS - NINE SPRINGS	\$ -	\$ -	\$ -	\$ -	\$ -	\$ -	\$ -	\$ - 100.0%
404-5730-107	E CHERYL/LACY CONNECTOR	\$ -	\$ -	\$ -	\$ -	\$ -	\$ -	\$ -	\$ - 100.0%
404-5730-108	RAILROAD CROSSINGS	\$ -	\$ -	\$ -	\$ -	\$ -	\$ -	\$ -	\$ - 100.0%
404-5730-110	DEVELOPMENT INCENTIVES-NINE SP	\$ -	\$ -	\$ -	\$ -	\$ -	\$ -	\$ -	\$ - 100.0%
	Subtotal Amendment #2	\$ -	\$ 2,500	\$ -	\$ -	\$ -	\$ -	\$ -	\$ (2,500) -100.0%
404-5732-002	IMPLEMENTATION/ADMINISTRATION	\$ 6	\$ 1,000	\$ -	\$ -	\$ -	\$ -	\$ -	\$ (1,000) -100.0%
404-5732-003	LEGAL, CONSULTING - AMEND 3	\$ -	\$ 1,000	\$ -	\$ -	\$ -	\$ -	\$ -	\$ (1,000) -100.0%
404-5732-021	1/2 MILE FISH LEFT TURN LANE	\$ 28,271	\$ -	\$ -	\$ -	\$ -	\$ -	\$ -	\$ - 100.0%
404-5732-022	1/2 MILE RAILROAD - Lacy/Syene	\$ 62,026	\$ -	\$ 25,145	\$ 1,336,784	\$ -	\$ -	\$ -	\$ - 100.0%
404-5732-023	1/2 MILE RAILROAD - Cntrl Park	\$ -	\$ -	\$ -	\$ -	\$ -	\$ -	\$ -	\$ - 100.0%
404-5732-025	1/2 MILE RAILROAD - Clayton	\$ 20,000	\$ -	\$ -	\$ -	\$ -	\$ -	\$ -	\$ - 100.0%
	Subtotal Amendment #3	\$ 110,303	\$ 2,000	\$ 25,145	\$ 1,336,784	\$ -	\$ -	\$ -	\$ (2,000) -100.0%
404-5832-001	NEW DEBT ISS COSTS/BOND DISC	\$ -	\$ -	\$ -	\$ -	\$ -	\$ -	\$ -	\$ - 100.0%
404-5833-000	DISCOUNT ON DEBT ISSUE	\$ -	\$ -	\$ -	\$ -	\$ -	\$ -	\$ -	\$ - 100.0%
404-5922-101	TRAN DEBT SERVICE-KELLY	\$ -	\$ -	\$ -	\$ -	\$ -	\$ -	\$ -	\$ - 100.0%
404-5922-106	TRANSFER TO DS-NINE SPRINGS	\$ 3,663,038	\$ -	\$ -	\$ -	\$ -	\$ -	\$ -	\$ - 100.0%
404-5922-202	TRANS TO DEBT SVC-PROMEGA	\$ -	\$ -	\$ -	\$ -	\$ -	\$ -	\$ -	\$ - 100.0%
404-5922-304	TRAN DEBT SERVICE-CITY	\$ 104,050	\$ 412,100	\$ 409,050	\$ 409,050	\$ -	\$ -	\$ -	\$ (412,100) -100.0%
	Subtotal Debt Service Expenditures	\$ 3,767,088	\$ 412,100	\$ 409,050	\$ 409,050	\$ -	\$ -	\$ -	\$ (412,100) -100.0%
404-5190-000	STAFF CHARGES-GENERAL	\$ 809	\$ 1,000	\$ 343	\$ 1,000	\$ 5,000	\$ -	\$ 5,000	\$ 4,000 400.0%
404-5190-001	STAFF CHARGES-KELLY/FTC	\$ 195	\$ 250	\$ -	\$ -	\$ -	\$ -	\$ -	\$ (250) -100.0%
404-5190-101	STAFF CHARGES-PROMEGA	\$ 356	\$ 250	\$ -	\$ -	\$ -	\$ -	\$ -	\$ (250) -100.0%
404-5190-201	STAFF CHARGES-NINE SPRINGS	\$ 154	\$ 250	\$ 67	\$ 250	\$ 250	\$ -	\$ 250	\$ - 0.0%
404-5190-202	STAFF CHARGES-TECHLANDS/CAMECA	\$ 78	\$ 250	\$ 36	\$ 250	\$ 250	\$ -	\$ 250	\$ - 0.0%
404-5190-300	STAFF CHARGES-AMEND3 APPROVAL	\$ 106	\$ -	\$ -	\$ -	\$ -	\$ -	\$ -	\$ - 100.0%
404-5190-301	STAFF CHARGES-RAILROAD	\$ 945	\$ 5,000	\$ 459	\$ 5,000	\$ 5,000	\$ -	\$ 5,000	\$ - 0.0%
404-5190-302	STAFF CHARGES-LFT TURN	\$ 18	\$ -	\$ -	\$ -	\$ -	\$ -	\$ -	\$ - 100.0%
	Subtotal Staff Charges	\$ 2,661	\$ 7,000	\$ 906	\$ 6,500	\$ 10,500	\$ -	\$ 10,500	\$ 3,500 50.0%
404-5922-100	TRANSFER TO GEN FUND FOR ADMIN	\$ -	\$ -	\$ -	\$ -	\$ 13,000,000	\$ -	\$ 13,000,000	\$ 13,000,000 100.0%
404-5922-105	TRANS TO GF FOR ADMIN-NINE SPR	\$ -	\$ -	\$ -	\$ -	\$ -	\$ -	\$ -	\$ - 100.0%
404-5922-200	TRANS TO GF FOR ADMIN REIMB-PR	\$ -	\$ -	\$ -	\$ -	\$ 4,859,000	\$ -	\$ 4,859,000	\$ 4,859,000 100.0%
404-5922-404	FUND BALANCE ADDED	\$ -	\$ -	\$ -	\$ -	\$ -	\$ -	\$ -	\$ - 100.0%
	Subtotal Other Admin Charges	\$ -	\$ -	\$ -	\$ -	\$ 17,859,000	\$ -	\$ 17,859,000	\$ 17,859,000 100.0%
	Total Expenditures	\$ 4,942,771	\$ 516,389	\$ 512,232	\$ 1,844,623	\$ 18,235,084	\$ -	\$ 18,235,084	\$ 17,718,695 3431.3%

City of Fitchburg  
TID #6 Fund 406  
2023 Operating Budget

Acct #	Account Name	2022				2023 Budget Request	Revisions Thru Adoption	2023 Adopted Budget	Budget Change
		2021 Actual	Adopted Budget	06/2022 YTD Actual	2022 Estimate				
406-4116-000	TID #6 INCREMENT - RYAN	\$ 2,208,043	\$ 1,946,000	\$ 1,991,109	\$ 1,991,109	\$ -	\$ -	\$ (1,946,000)	-100.0%
406-4116-100	TID #6 INCREMENT - OTHERS	\$ 583,550	\$ 422,000	\$ 445,796	\$ 445,796	\$ -	\$ -	\$ (422,000)	-100.0%
406-4116-200	TID #6 INCREMENT - ARROWHEAD	\$ 395,287	\$ 15,000	\$ 32,090	\$ 32,090	\$ -	\$ -	\$ (15,000)	-100.0%
406-4116-300	TID #6 INCREMENT - BENJAMIN	\$ 181,348	\$ 167,000	\$ 202,869	\$ 202,869	\$ -	\$ -	\$ (167,000)	-100.0%
	Subtotal Increment	\$ 3,368,227	\$ 2,550,000	\$ 2,671,864	\$ 2,671,864	\$ -	\$ -	\$ (2,550,000)	-100.0%
406-4353-000	STATE HIGHWAY AIDS	\$ -	\$ -	\$ -	\$ -	\$ -	\$ -	\$ -	100.0%
406-4354-006	EXEMPT COMPUTER AID - RYAN	\$ 15,734	\$ 15,734	\$ -	\$ 15,734	\$ -	\$ -	\$ (15,734)	-100.0%
406-4354-106	EXEMPT COMPUTER AID - OTHERS	\$ 2,155	\$ 2,155	\$ -	\$ 2,155	\$ -	\$ -	\$ (2,155)	-100.0%
406-4354-200	EXEMPT COMPUTER AID - ARROWHEA	\$ 57,597	\$ 57,597	\$ -	\$ 57,597	\$ -	\$ -	\$ (57,597)	-100.0%
406-4354-300	EXEMPT COMPUTER AID - BENJAMIN	\$ -	\$ -	\$ -	\$ -	\$ -	\$ -	\$ -	100.0%
406-4359-000	EXEMPT PERSONAL PROPERTY AID	\$ 180,279	\$ 96,131	\$ 95,683	\$ 95,683	\$ -	\$ -	\$ (96,131)	-100.0%
	Subtotal Intergovernmental Aid	\$ 255,765	\$ 171,617	\$ 95,683	\$ 171,169	\$ -	\$ -	\$ (171,617)	-100.0%
406-4810-000	INTEREST REVENUE	\$ 9,407	\$ 7,000	\$ 11,341	\$ 7,000	\$ -	\$ -	\$ (7,000)	-100.0%
	Subtotal Interest Income	\$ 9,407	\$ 7,000	\$ 11,341	\$ 7,000	\$ -	\$ -	\$ (7,000)	-100.0%
406-4890-000	MISCELLANEOUS REVENUE	\$ 112,197	\$ -	\$ -	\$ -	\$ -	\$ -	\$ -	100.0%
406-4890-001	DEBT PROCEEDS - AMEND 1	\$ -	\$ -	\$ -	\$ -	\$ -	\$ -	\$ -	100.0%
	Subtotal Miscellaneous Revenues/Sources	\$ 112,197	\$ -	\$ -	\$ -	\$ -	\$ -	\$ -	100.0%
	Total Revenues & Sources	\$ 3,745,597	\$ 2,728,617	\$ 2,778,888	\$ 2,850,033	\$ -	\$ -	\$ (2,728,617)	-100.0%
Acct #	Account Name	2021 Actual	2022 Adopted Budget	06/2022 YTD Actual	2022 Estimate	2023 Budget Request	Revisions Thru Adoption	2023 Adopted Budget	Budget Change
406-5730-001	INFRASTRUCTURE PAYMENTS-RYAN	\$ -	\$ -	\$ -	\$ -	\$ -	\$ -	\$ -	100.0%
406-5730-002	IMPLEMENTATION/ADMIN - RYAN	\$ 55,408	\$ 25,000	\$ 1,542	\$ 25,000	\$ -	\$ -	\$ (25,000)	-100.0%
406-5730-003	LEGAL, CONSULTING & OTHER PROF	\$ 2,561	\$ 2,000	\$ -	\$ 2,000	\$ -	\$ -	\$ (2,000)	-100.0%
406-5730-005	BURY POWER LINES	\$ -	\$ -	\$ -	\$ -	\$ -	\$ -	\$ -	100.0%
406-5730-006	FITCH-RONA ROAD	\$ -	\$ -	\$ -	\$ -	\$ -	\$ -	\$ -	100.0%
406-5730-007	BUS PLAZAS	\$ -	\$ -	\$ -	\$ -	\$ -	\$ -	\$ -	100.0%
406-5730-009	STORM WATER IMPROVEMENTS	\$ -	\$ -	\$ -	\$ -	\$ -	\$ -	\$ -	100.0%
406-5730-010	ROAD IMPROVEMENTS (AMEND 1)	\$ -	\$ -	\$ -	\$ -	\$ -	\$ -	\$ -	100.0%
406-5730-011	LAND ACQUISITION (AMEND 1)	\$ -	\$ -	\$ -	\$ -	\$ -	\$ -	\$ -	100.0%
406-5730-012	MCKEE RD PH II (Comm-Badger)	\$ 222,262	\$ -	\$ 2,370	\$ 5,000	\$ -	\$ -	\$ -	100.0%
406-5730-013	PARKING, SUSTAIN, DEMO, RELOC	\$ -	\$ -	\$ -	\$ -	\$ -	\$ -	\$ -	100.0%
406-5730-015	OTHER INTEREST EXPENSE	\$ -	\$ -	\$ -	\$ -	\$ -	\$ -	\$ -	100.0%
406-5730-016	INFRASTRUCTURE PAYMENTS-BENJ	\$ 328,623	\$ 197,098	\$ 1,033,911	\$ 1,033,911	\$ -	\$ -	\$ (197,098)	-100.0%
406-5730-017	NESBITT RD ROUNDABOUT	\$ -	\$ -	\$ -	\$ -	\$ -	\$ -	\$ -	100.0%
406-5730-019	MILITARY RIDGE PATH IMPROVE	\$ -	\$ -	\$ -	\$ -	\$ -	\$ -	\$ -	100.0%
	Subtotal Project Costs	\$ 608,854	\$ 224,098	\$ 1,037,823	\$ 1,065,911	\$ -	\$ -	\$ (224,098)	-100.0%
406-5922-409	TRANS TO GEN FUN-AMEND1 DEBT	\$ 379,400	\$ 377,750	\$ 358,050	\$ 377,750	\$ 1,821,000	\$ -	\$ 1,821,000	382.1%
	Subtotal Debt Service Expenditures	\$ 379,400	\$ 377,750	\$ 358,050	\$ 377,750	\$ 1,821,000	\$ -	\$ 1,821,000	382.1%
406-5190-000	STAFF CHARGES-GENERAL	\$ 10,767	\$ 2,500	\$ 1,127	\$ 2,500	\$ -	\$ -	\$ (2,500)	-100.0%
406-5190-001	STAFF CHARGES-RYAN	\$ -	\$ 1,000	\$ -	\$ 1,000	\$ -	\$ -	\$ (1,000)	-100.0%
406-5190-002	STAFF CHARGES-OTHERS	\$ 492	\$ 500	\$ -	\$ 500	\$ -	\$ -	\$ (500)	-100.0%
406-5190-101	STAFF CHARGES-AMEND 1 APPROVAL	\$ 129	\$ -	\$ -	\$ -	\$ -	\$ -	\$ -	100.0%
406-5190-102	STAFF CHARGES-BENJAMIN	\$ 199	\$ 1,000	\$ 582	\$ 1,000	\$ -	\$ -	\$ (1,000)	-100.0%
406-5190-103	STAFF CHARGES-MCKEE PHASE II	\$ 2,911	\$ 5,000	\$ 34	\$ 5,000	\$ -	\$ -	\$ (5,000)	-100.0%
406-5190-104	STAFF CHARGES-FITCH/NES ROUND	\$ 70	\$ -	\$ -	\$ -	\$ -	\$ -	\$ -	100.0%
	Subtotal Staff Charges	\$ 14,569	\$ 10,000	\$ 1,743	\$ 10,000	\$ -	\$ -	\$ (10,000)	-100.0%
406-5731-002	IMPLEMENTATION/ADMIN - OTHERS	\$ 68	\$ 1,000	\$ -	\$ 1,000	\$ -	\$ -	\$ (1,000)	-100.0%
406-5732-002	IMPLEMENTATION/ADMIN - AMEND1	\$ -	\$ -	\$ -	\$ -	\$ -	\$ -	\$ -	100.0%
406-5733-002	IMPLEMENTATION/ADMIN -BENJAMIN	\$ -	\$ 100	\$ 15	\$ 100	\$ -	\$ -	\$ (100)	-100.0%
406-5922-012	TRANS TO GEN FUND FOR MCKEE	\$ -	\$ -	\$ -	\$ -	\$ -	\$ -	\$ -	100.0%
406-5922-100	CLOSE-OUT SURPLUS TO OVERLYING	\$ -	\$ -	\$ -	\$ 5,540,000	\$ -	\$ -	\$ -	100.0%
406-5922-200	TRANS TO SRF FOR HOUSING IMPRV	\$ -	\$ -	\$ -	\$ 2,671,864	\$ -	\$ -	\$ -	100.0%
406-5922-406	TRANS TO GEN FUND FOR ADMIN	\$ -	\$ -	\$ -	\$ -	\$ -	\$ -	\$ -	100.0%
406-5922-407	TRANS TO GEN FUND-ADMIN	\$ -	\$ -	\$ -	\$ -	\$ -	\$ -	\$ -	100.0%
406-5922-408	TRANS TO GEN FUN-AMEND1 ADMIN	\$ -	\$ -	\$ -	\$ -	\$ -	\$ -	\$ -	100.0%
406-5924-406	FUND BALANCE ADDED	\$ -	\$ -	\$ -	\$ -	\$ -	\$ -	\$ -	100.0%
406-5924-407	TRANS TO GEN FUND-ADMIN REIMB	\$ -	\$ -	\$ -	\$ -	\$ -	\$ -	\$ -	100.0%
	Subtotal Other Admin Charges	\$ 68	\$ 1,100	\$ 15	\$ 8,212,964	\$ -	\$ -	\$ (1,100)	-100.0%
	Total Expenditures	\$ 1,002,891	\$ 612,948	\$ 1,397,630	\$ 9,666,625	\$ 1,821,000	\$ -	\$ 1,821,000	197.1%

City of Fitchburg  
TID #9 Fund 409  
2023 Operating Budget

Acct #	Account Name	2022				2023 Budget Request	Revisions Thru Adoption	2023		Budget Change
		2021 Actual	Adopted Budget	06/2022 YTD Actual	2022 Estimate			Adopted Budget	Budget Change	
409-4111-000	INCREMENT - GENERAL	\$ (577)	\$ (1,000)	\$ (3,225)	\$ (3,225)	\$ -	\$ -	\$ -	\$ 1,000	-100.0%
409-4111-001	INCREMENT - SZ EXPANSION	\$ 621,897	\$ 598,000	\$ 666,708	\$ 666,708	\$ 545,000	\$ -	\$ 545,000	\$ (53,000)	-8.9%
409-4111-202	INCREMENT - SZ DESIGN CENTER	\$ 212,972	\$ 622,000	\$ 660,987	\$ 660,987	\$ 849,000	\$ -	\$ 849,000	\$ 227,000	36.5%
409-4111-203	INCREMENT - PROMEGA	\$ 315,249	\$ 1,198,000	\$ 1,127,890	\$ 1,127,890	\$ 624,000	\$ -	\$ 624,000	\$ (574,000)	-47.9%
409-4111-204	INCREMENT - BERTLER/SUPREME	\$ 33,655	\$ 80,000	\$ 84,503	\$ 84,503	\$ 71,000	\$ -	\$ 71,000	\$ (9,000)	-11.3%
	Subtotal Increment	\$ 1,183,196	\$ 2,497,000	\$ 2,536,864	\$ 2,536,863	\$ 2,089,000	\$ -	\$ 2,089,000	\$ (408,000)	-16.3%
409-4353-000	STATE AIDS	\$ -	\$ -	\$ -	\$ -	\$ -	\$ -	\$ -	\$ -	100.0%
409-4354-000	STATE COMPUTER AID	\$ 134,880	\$ 134,880	\$ -	\$ 134,880	\$ 134,880	\$ -	\$ 134,880	\$ -	0.0%
409-4359-000	EXEMPT PERSONAL PROPERTY AID	\$ 1,143	\$ 1,143	\$ 1,591	\$ 1,591	\$ 1,591	\$ -	\$ 1,591	\$ 448	39.2%
	Subtotal Intergovernmental Aid	\$ 136,023	\$ 136,023	\$ 1,591	\$ 136,471	\$ 136,471	\$ -	\$ 136,471	\$ 448	0.3%
409-4810-000	INTEREST REVENUE	\$ 755	\$ 200	\$ 2,595	\$ 500	\$ 500	\$ -	\$ 500	\$ 300	150.0%
409-4810-001	INTEREST REVENUE-DEBT PROCEEDS	\$ 122	\$ -	\$ 11,361	\$ 500	\$ 500	\$ -	\$ 500	\$ 500	100.0%
	Subtotal Interest Income	\$ 877	\$ 200	\$ 13,956	\$ 1,000	\$ 1,000	\$ -	\$ 1,000	\$ 800	400.0%
409-4900-000	DEBT PROCEEDS	\$ 7,265,000	\$ 3,180,000	\$ -	\$ -	\$ -	\$ -	\$ -	\$ (3,180,000)	-100.0%
409-4930-408	FUTURE INCREMENT TO BE COLL	\$ -	\$ -	\$ -	\$ -	\$ -	\$ -	\$ -	\$ -	100.0%
	Subtotal Miscellaneous Revenues/Sources	\$ 7,265,000	\$ 3,180,000	\$ -	\$ -	\$ -	\$ -	\$ -	\$ (3,180,000)	-100.0%
	Total Revenues & Sources	\$ 8,585,096	\$ 5,813,223	\$ 2,552,410	\$ 2,674,334	\$ 2,226,471	\$ -	\$ 2,226,471	\$ (3,586,752)	-61.7%

Acct #	Account Name	2022				2023 Budget Request	Revisions Thru Adoption	2023		Budget Change
		2021 Actual	Adopted Budget	06/2022 YTD Actual	2022 Estimate			Adopted Budget	Budget Change	
409-5730-001	DOR FEES	\$ 150	\$ 150	\$ 150	\$ 150	\$ 150	\$ -	\$ 150	\$ -	0.0%
409-5730-004	EASEMENT ACQUISITION	\$ -	\$ -	\$ -	\$ -	\$ -	\$ -	\$ -	\$ -	100.0%
409-5730-005	ROAD ACCESS	\$ -	\$ -	\$ -	\$ -	\$ -	\$ -	\$ -	\$ -	100.0%
409-5730-006	UTILITIES EXTENSION	\$ -	\$ -	\$ -	\$ -	\$ -	\$ -	\$ -	\$ -	100.0%
409-5730-007	ENGINEERING & PERMITTING	\$ -	\$ -	\$ -	\$ -	\$ -	\$ -	\$ -	\$ -	100.0%
409-5730-008	DEMO & RECONSTRUCT CUL DE SACS	\$ -	\$ -	\$ -	\$ -	\$ -	\$ -	\$ -	\$ -	100.0%
409-5730-009	RETENTION POND	\$ -	\$ -	\$ -	\$ -	\$ -	\$ -	\$ -	\$ -	100.0%
409-5730-010	PARKING LOTS	\$ -	\$ -	\$ -	\$ -	\$ -	\$ -	\$ -	\$ -	100.0%
409-5730-011	ENGINEERING SERVICES	\$ -	\$ -	\$ -	\$ -	\$ -	\$ -	\$ -	\$ -	100.0%
409-5730-012	MUNICIPAL FEES	\$ -	\$ -	\$ -	\$ -	\$ -	\$ -	\$ -	\$ -	100.0%
409-5730-013	GRADING AND OTHER SITE WORK	\$ -	\$ -	\$ -	\$ -	\$ -	\$ -	\$ -	\$ -	100.0%
409-5730-022	DEV INCENTIVE - SUB ZERO EXPAN	\$ 343,444	\$ 382,944	\$ 294,472	\$ 382,944	\$ 170,944	\$ -	\$ 170,944	\$ (212,000)	-55.4%
409-5730-122	DEV INCENTIVE - SZ EXPAN PRINC	\$ -	\$ -	\$ -	\$ -	\$ 200,000	\$ -	\$ 200,000	\$ 200,000	100.0%
	Subtotal Original Project Costs	\$ 343,594	\$ 383,094	\$ 294,622	\$ 383,094	\$ 371,094	\$ -	\$ 371,094	\$ (12,000)	-3.1%
409-5731-015	STORMWORK	\$ -	\$ -	\$ -	\$ -	\$ -	\$ -	\$ -	\$ -	100.0%
409-5731-016	STORMWATER LAND ACQUISITION	\$ -	\$ -	\$ -	\$ -	\$ -	\$ -	\$ -	\$ -	100.0%
409-5731-017	ROAD CONSTRUCTION	\$ -	\$ -	\$ -	\$ -	\$ -	\$ -	\$ -	\$ -	100.0%
409-5731-018	1/2 MILE STORMWATER POND RELOC	\$ -	\$ -	\$ -	\$ -	\$ -	\$ -	\$ -	\$ -	100.0%
409-5731-019	1/2 MILE MARKETPLACE DR N	\$ -	\$ -	\$ -	\$ -	\$ -	\$ -	\$ -	\$ -	100.0%
409-5731-020	1/2 MILE MARKETPLACE DR S	\$ -	\$ -	\$ -	\$ -	\$ -	\$ -	\$ -	\$ -	100.0%
409-5731-021	1/2 MILE SUB ZERO PARKWAY	\$ -	\$ -	\$ -	\$ 10,000	\$ -	\$ -	\$ -	\$ -	100.0%
	Subtotal Amend #1 Project Costs	\$ -	\$ -	\$ -	\$ 10,000	\$ -	\$ -	\$ -	\$ -	100.0%
409-5732-022	COMMERCE PARK DR EXTEND	\$ -	\$ -	\$ -	\$ -	\$ -	\$ -	\$ -	\$ -	100.0%
409-5732-023	LACY RD - WEST OF SEMINOLE/TID	\$ 9,647	\$ -	\$ 5,922	\$ 5,840,000	\$ -	\$ -	\$ -	\$ -	100.0%
409-5732-024	1/2 LACY RD - WEST OF SEMINOLE	\$ -	\$ -	\$ 8,539	\$ 21,000	\$ -	\$ -	\$ -	\$ -	100.0%
409-5732-025	1/2 LACY RD - EAST OF SEMINOLE	\$ -	\$ -	\$ -	\$ -	\$ -	\$ -	\$ -	\$ -	100.0%
409-5732-026	SEMINOLE NORTH/TID	\$ -	\$ -	\$ -	\$ -	\$ -	\$ -	\$ -	\$ -	100.0%
409-5732-027	1/2 MILE SEMINOLE NORTH	\$ -	\$ -	\$ -	\$ -	\$ -	\$ -	\$ -	\$ -	100.0%
409-5732-028	1/2 MILE SEMINOLE SOUTH	\$ -	\$ -	\$ -	\$ -	\$ -	\$ -	\$ -	\$ -	100.0%
409-5732-029	ROUNDABOUT SEMINOLE/LACY	\$ 75,340	\$ 1,450,000	\$ 97,088	\$ 1,815,000	\$ -	\$ -	\$ -	\$ (1,450,000)	-100.0%
409-5732-030	STORMWATER PONDS FOR ROADS	\$ 6,957	\$ 140,000	\$ 25,139	\$ 736,000	\$ -	\$ -	\$ -	\$ (140,000)	-100.0%
409-5732-031	REGIONAL STORMWATER STUDY/DESI	\$ 10,945	\$ -	\$ 9,596	\$ 32,900	\$ -	\$ -	\$ -	\$ -	100.0%
409-5732-032	REGIONAL STORMWATER MGMT	\$ -	\$ -	\$ -	\$ -	\$ -	\$ -	\$ -	\$ -	100.0%
409-5732-033	NEW RD TOWARD QUARRY VISTA	\$ -	\$ -	\$ -	\$ -	\$ -	\$ -	\$ -	\$ -	100.0%
409-5732-101	DEV INCENT - SZ DES PRINCIPAL	\$ -	\$ 190,000	\$ -	\$ -	\$ 190,000	\$ -	\$ 190,000	\$ -	0.0%
409-5732-102	DEV INCENT - PROMEGA PRINCIPAL	\$ -	\$ 200,000	\$ -	\$ 810,000	\$ 255,000	\$ -	\$ 255,000	\$ 55,000	27.5%
409-5732-103	DEV INCENT - BERTLER PRINCIPAL	\$ 3,000	\$ 56,000	\$ 40,000	\$ 40,000	\$ 59,000	\$ -	\$ 59,000	\$ 3,000	5.4%
409-5732-201	DEV INCENT - SZ DES INTEREST	\$ -	\$ 275,000	\$ -	\$ -	\$ 275,000	\$ -	\$ 275,000	\$ -	0.0%
409-5732-202	DEV INCENT - PROMEGA INTEREST	\$ -	\$ 580,350	\$ -	\$ 294,713	\$ 537,864	\$ -	\$ 537,864	\$ (42,486)	-7.3%
409-5732-203	DEV INCENT - BERTLER INTEREST	\$ 16,015	\$ 14,540	\$ 7,970	\$ 14,940	\$ 12,465	\$ -	\$ 12,465	\$ (2,075)	-14.3%
	Subtotal Amend #2 Project Costs	\$ 121,904	\$ 2,905,890	\$ 194,255	\$ 9,604,553	\$ 1,329,329	\$ -	\$ 1,329,329	\$ (1,576,561)	-54.3%
409-5730-014	INTEREST ON ADVANCE	\$ -	\$ 10,000	\$ -	\$ 10,000	\$ 10,000	\$ -	\$ 10,000	\$ -	0.0%
409-5830-000	ISSUE COSTS-TID9	\$ 53,208	\$ 20,000	\$ -	\$ -	\$ -	\$ -	\$ -	\$ (20,000)	-100.0%
409-5922-300	TRANS TO F300 FOR DEBT	\$ -	\$ 450,000	\$ -	\$ 450,000	\$ 450,000	\$ -	\$ 450,000	\$ -	0.0%
	Subtotal Debt Service Expenditures	\$ 53,208	\$ 480,000	\$ -	\$ 460,000	\$ 460,000	\$ -	\$ 460,000	\$ (20,000)	-4.2%
409-5190-000	STAFF CHARGES-GENERAL	\$ 1,476	\$ 3,000	\$ 253	\$ 3,000	\$ 3,000	\$ -	\$ 3,000	\$ -	0.0%
409-5190-001	STAFF CHARGES-SUB ZERO	\$ 155	\$ 1,000	\$ 18	\$ 1,000	\$ 1,000	\$ -	\$ 1,000	\$ -	0.0%
409-5190-119	STAFF CHARGES-MARKETPLACE DR N	\$ -	\$ -	\$ -	\$ -	\$ -	\$ -	\$ -	\$ -	100.0%
409-5190-120	STAFF CHARGES-MARKETPLACE DR S	\$ -	\$ -	\$ -	\$ -	\$ -	\$ -	\$ -	\$ -	100.0%
409-5190-121	STAFF CHARGES-SUBZERO PKWY	\$ -	\$ -	\$ -	\$ -	\$ -	\$ -	\$ -	\$ -	100.0%
409-5190-200	STAFF CHARGES-GENERAL	\$ -	\$ -	\$ -	\$ -	\$ -	\$ -	\$ -	\$ -	100.0%
409-5190-202	STAFF CHARGES-SZ DESIGN FAC	\$ -	\$ 1,000	\$ -	\$ 1,000	\$ 1,000	\$ -	\$ 1,000	\$ -	0.0%
409-5190-203	STAFF CHARGES-PROMEGA	\$ 1,102	\$ 2,000	\$ 474	\$ 2,000	\$ 2,000	\$ -	\$ 2,000	\$ -	0.0%
409-5190-222	STAFF CHARGES-COMMERCE EXTEND	\$ 140	\$ 500	\$ -	\$ 500	\$ 500	\$ -	\$ 500	\$ -	0.0%
409-5190-223	STAFF CHARGES-LACY WEST/TID	\$ 4,159	\$ 5,000	\$ 1,840	\$ 5,000	\$ 5,000	\$ -	\$ 5,000	\$ -	0.0%
409-5190-224	STAFF CHARGES-LACY WEST 1/2	\$ 1,144	\$ 1,000	\$ 456	\$ 1,000	\$ 1,000	\$ -	\$ 1,000	\$ -	0.0%
409-5190-225	STAFF CHARGES-LACY EAST 1/2	\$ 330	\$ 1,000	\$ 26	\$ 1,000	\$ 1,000	\$ -	\$ 1,000	\$ -	0.0%
409-5190-226	STAFF CHARGES-SEMINOLE NORTH/T	\$ 17	\$ -	\$ -	\$ -	\$ -	\$ -	\$ -	\$ -	100.0%
409-5190-227	STAFF CHARGES-SEMINOLE N 1/2	\$ 18	\$ -	\$ -	\$ -	\$ -	\$ -	\$ -	\$ -	100.0%
409-5190-229	STAFF CHARGES-ROUNDABOUT SEM/L	\$ 297	\$ 20,000	\$ 1,002	\$ 20,000	\$ 20,000	\$ -	\$ 20,000	\$ -	0.0%
409-5190-231	STAFF CHARGES-REG STORM ST/DES	\$ 81	\$ 1,000	\$ 103	\$ 1,000	\$ 1,000	\$ -	\$ 1,000	\$ -	0.0%
409-5190-233	STAFF CHARGES-NEW RD TO QRY VS	\$ -	\$ -	\$ -	\$ -	\$ -	\$ -	\$ -	\$ -	100.0%
409-5190-234	STAFF CHARGES-BERTLER	\$ 783	\$ 1,000	\$ 247	\$ 1,000	\$ 1,000	\$ -	\$ 1,000	\$ -	0.0%
	Subtotal Staff Charges	\$ 9,702	\$ 36,500	\$ 4,419	\$ 36,500	\$ 36,500	\$ -	\$ 36,500	\$ -	0.0%
409-5730-002	OTHER ADMINISTRATION	\$ 8	\$ 5,000	\$ 10	\$ 5,000	\$ 5,000	\$ -	\$ 5,000	\$ -	0.0%
409-5730-003	LEGAL,CONSULTING & OTHER PROF	\$ 1,777	\$ 2,000	\$ -	\$ 2,000	\$ 2,000	\$ -	\$ 2,000	\$ -	0.0%
409-5731-002	OTHER ADMIN - AMEND 1	\$ 87	\$ 50	\$ -	\$ 50	\$ 50	\$ -	\$ 50	\$ -	0.0%
409-5732-001	DOR FEES	\$ -	\$ 150	\$ -	\$ 150	\$ 150	\$ -	\$ 150	\$ -	0.0%

City of Fitchburg  
TID #9 Fund 409  
2023 Operating Budget

Acct #	Account Name	2021 Actual	2022 Adopted Budget	06/2022 YTD Actual	2022 Estimate	2023 Budget Request	Revisions Thru Adoption	2023 Adopted Budget	Budget Change	
409-5732-002	OTHER ADMIN	\$ -	\$ 500	\$ -	\$ 500	\$ 500	\$ -	\$ 500	\$ -	0.0%
409-5732-003	LEGAL,CONSULTING & OTHER PROF	\$ 4,419	\$ 25,000	\$ -	\$ 25,000	\$ 25,000	\$ -	\$ 25,000	\$ -	0.0%
409-5922-100	TRANS TO GF FOR ADMIN REIMB	\$ -	\$ -	\$ -	\$ -	\$ -	\$ -	\$ -	\$ -	100.0%
	Subtotal Admin & Implementation Exp	\$ 6,290	\$ 32,700	\$ 10	\$ 32,700	\$ 32,700	\$ -	\$ 32,700	\$ -	0.0%
	Total Expenditures	\$ 534,698	\$ 3,838,184	\$ 493,306	\$ 10,526,847	\$ 2,229,623	\$ -	\$ 2,229,623	\$ (1,608,561)	-41.9%

City of Fitchburg  
TID #10 Fund 410  
2023 Operating Budget

Acct #	Account Name	2021	2022	06/2022	2022	2023	Revisions	2023	Budget	
		Actual	Adopted Budget	YTD Actual	Estimate	Budget Request	Thru Adoption	Adopted Budget	Change	%
410-4111-000	INCREMENT - TID #10 GENERAL	\$ 369,538	\$ 148,000	\$ 190,199	\$ 190,199	\$ 457,000	\$ -	\$ 457,000	\$ 309,000	208.8%
410-4111-001	INCREMENT - TID #10 - PLESKO	\$ 350,235	\$ 225,000	\$ 236,726	\$ 236,726	\$ 333,000	\$ -	\$ 333,000	\$ 108,000	48.0%
410-4111-002	INCREMENT - TID #10 - 3101 FHR	\$ 28,007	\$ 268,000	\$ 281,896	\$ 281,896	\$ 448,000	\$ -	\$ 448,000	\$ 180,000	67.2%
410-4111-004	INCREMENT - TID #10 - OCHALLA	\$ -	\$ -	\$ -	\$ -	\$ -	\$ -	\$ -	\$ -	100.0%
	Subtotal Increment	\$ 747,780	\$ 641,000	\$ 708,822	\$ 708,821	\$ 1,238,000	\$ -	\$ 1,238,000	\$ 597,000	93.1%
410-4810-000	INTEREST REVENUE	\$ 7,788	\$ 5,000	\$ 12,127	\$ 5,000	\$ 5,000	\$ -	\$ 5,000	\$ -	0.0%
410-4810-001	INTEREST REVENUE-DEBT PROCEEDS	\$ (178)	\$ 500	\$ -	\$ 500	\$ -	\$ -	\$ -	\$ (500)	-100.0%
	Subtotal Interest Income	\$ 7,610	\$ 5,500	\$ 12,127	\$ 5,500	\$ 5,000	\$ -	\$ 5,000	\$ (500)	-9.1%
410-4900-000	DEBT PROCEEDS	\$ -	\$ -	\$ -	\$ -	\$ -	\$ -	\$ -	\$ -	100.0%
410-4930-408	FUTURE INCREMENT TO BE COLL	\$ -	\$ -	\$ -	\$ -	\$ -	\$ -	\$ -	\$ -	100.0%
	Subtotal Miscellaneous Revenues/Sources	\$ -	\$ -	\$ -	\$ -	\$ -	\$ -	\$ -	\$ -	100.0%
	Total Revenues & Sources	\$ 755,390	\$ 646,500	\$ 720,949	\$ 714,321	\$ 1,243,000	\$ -	\$ 1,243,000	\$ 596,500	92.3%
Acct #	Account Name	2021	2022	06/2022	2022	2023	Revisions	2023	Budget	
		Actual	Adopted Budget	YTD Actual	Estimate	Budget Request	Thru Adoption	Adopted Budget	Change	%
410-5730-004	LAND ACQUISITION COSTS	\$ -	\$ -	\$ -	\$ -	\$ -	\$ -	\$ -	\$ -	100.0%
410-5730-005	DEMOLITION	\$ -	\$ -	\$ -	\$ -	\$ -	\$ -	\$ -	\$ -	100.0%
410-5730-006	ROAD CONSTRUCTION	\$ -	\$ -	\$ -	\$ -	\$ -	\$ -	\$ -	\$ -	100.0%
410-5730-007	PROFESSIONAL FEES	\$ -	\$ -	\$ -	\$ -	\$ -	\$ -	\$ -	\$ -	100.0%
410-5730-008	SITE PREPARATION	\$ -	\$ -	\$ -	\$ -	\$ -	\$ -	\$ -	\$ -	100.0%
410-5730-009	ADDITIONAL EARTHWORK	\$ -	\$ -	\$ -	\$ -	\$ -	\$ -	\$ -	\$ -	100.0%
	Subtotal Original Project Costs	\$ -	\$ -	\$ -	\$ -	\$ -	\$ -	\$ -	\$ -	100.0%
410-5731-001	DOR FEES	\$ -	\$ -	\$ -	\$ -	\$ -	\$ -	\$ -	\$ -	100.0%
410-5731-002	OTHER ADMINISTRATION	\$ -	\$ 500	\$ 30	\$ 500	\$ 500	\$ -	\$ 500	\$ -	0.0%
410-5731-003	LEGAL, CONSULTING & OTHER PROF	\$ 1,241	\$ 2,000	\$ -	\$ 2,000	\$ 2,000	\$ -	\$ 2,000	\$ -	0.0%
410-5731-013	PIKE DRIVE EXTENSION (EAST)	\$ -	\$ -	\$ -	\$ -	\$ -	\$ -	\$ -	\$ -	100.0%
410-5731-014	FISH HATCHERY RECONSTRUCTION	\$ 3,649,882	\$ -	\$ (9,798,553)	\$ -	\$ -	\$ -	\$ -	\$ -	100.0%
410-5731-015	ACCESS EASEMENT OR STREET	\$ -	\$ -	\$ -	\$ -	\$ -	\$ -	\$ -	\$ -	100.0%
410-5731-016	TRACEWAY DRIVE EXTENSION	\$ -	\$ -	\$ -	\$ -	\$ -	\$ -	\$ -	\$ -	100.0%
410-5731-017	1/2 MILE - FISH HATCHERY RD	\$ -	\$ -	\$ -	\$ -	\$ -	\$ -	\$ -	\$ -	100.0%
410-5731-018	VISIONING FOR CORRIDOR	\$ -	\$ -	\$ -	\$ -	\$ -	\$ -	\$ -	\$ -	100.0%
410-5731-019	FISH HATCHERY PROJ MGR & MRKTG	\$ 9,046	\$ -	\$ -	\$ -	\$ -	\$ -	\$ -	\$ -	100.0%
410-5731-020	REDEVELOPMENT RFP	\$ -	\$ -	\$ -	\$ -	\$ -	\$ -	\$ -	\$ -	100.0%
410-5731-101	DEV INCENT - PLESKO PRINCIPAL	\$ 69,888	\$ 77,362	\$ 77,362	\$ 77,362	\$ 85,306	\$ -	\$ 85,306	\$ 7,944	10.3%
410-5731-102	DEV INCENT - 3101 SFH PRIN	\$ -	\$ -	\$ -	\$ 50,000	\$ 195,000	\$ -	\$ 195,000	\$ 195,000	100.0%
410-5731-104	DEV INCENT - OCHALLA PRIN	\$ -	\$ -	\$ -	\$ -	\$ -	\$ -	\$ -	\$ -	100.0%
410-5731-201	DEV INCENT - PLESKO INTEREST	\$ 173,451	\$ 169,328	\$ 85,747	\$ 169,328	\$ 164,774	\$ -	\$ 164,774	\$ (4,554)	-2.7%
410-5731-202	DEV INCENT - 3101 SFH INTEREST	\$ -	\$ -	\$ -	\$ 89,543	\$ 171,711	\$ -	\$ 171,711	\$ 171,711	100.0%
410-5731-204	DEV INCENT - OCHALLA INTEREST	\$ -	\$ -	\$ -	\$ -	\$ -	\$ -	\$ -	\$ -	100.0%
	Subtotal Amend #1 Project Costs	\$ 3,903,508	\$ 249,190	\$ (9,635,414)	\$ 388,733	\$ 619,291	\$ -	\$ 619,291	\$ 370,101	148.5%
410-5730-010	CAPITALIZED INTEREST	\$ -	\$ -	\$ -	\$ -	\$ -	\$ -	\$ -	\$ -	100.0%
410-5730-011	OTHER FINANCING COSTS	\$ -	\$ -	\$ -	\$ -	\$ -	\$ -	\$ -	\$ -	100.0%
410-5730-012	INTEREST ON ADVANCE	\$ -	\$ 10,000	\$ -	\$ 10,000	\$ 10,000	\$ -	\$ 10,000	\$ -	0.0%
410-5830-000	ISSUE COSTS-FISH HATCHERY RD	\$ -	\$ -	\$ -	\$ -	\$ -	\$ -	\$ -	\$ -	100.0%
410-5922-300	TRANS TO F300 FOR DEBT FHR	\$ 228,638	\$ 589,121	\$ 276,186	\$ 589,121	\$ 579,221	\$ -	\$ 579,221	\$ (9,900)	-1.7%
	Subtotal Debt Service Expenditures	\$ 228,638	\$ 589,121	\$ 276,186	\$ 589,121	\$ 579,221	\$ -	\$ 579,221	\$ (9,900)	-1.7%
410-5190-000	STAFF CHARGES-GENERAL	\$ 6,578	\$ 5,000	\$ 2,343	\$ 5,000	\$ 5,000	\$ -	\$ 5,000	\$ -	0.0%
410-5190-001	STAFF CHARGES-HOTEL	\$ 11	\$ -	\$ -	\$ -	\$ -	\$ -	\$ -	\$ -	100.0%
410-5190-002	STAFF CHARGES-PIKE INTERSECT	\$ 154	\$ 1,000	\$ 270	\$ -	\$ -	\$ -	\$ -	\$ (1,000)	-100.0%
410-5190-100	STAFF CHARGES-AMEND 1 APPROVAL	\$ -	\$ 100	\$ -	\$ -	\$ -	\$ -	\$ -	\$ (100)	-100.0%
410-5190-101	STAFF CHARGES-PLESKO	\$ 1,004	\$ 1,000	\$ 581	\$ 1,000	\$ 1,000	\$ -	\$ 1,000	\$ -	0.0%
410-5190-102	STAFF CHARGES-OLD JUICE PLANT	\$ 162	\$ 20,000	\$ -	\$ 1,000	\$ 1,000	\$ -	\$ 1,000	\$ (19,000)	-95.0%
410-5190-103	STAFF CHARGES-PARK BANK	\$ 639	\$ 1,000	\$ 67	\$ 1,000	\$ 1,000	\$ -	\$ 1,000	\$ -	0.0%
410-5190-104	STAFF CHARGES-UCHALLA MIXEDUSE	\$ 1,728	\$ -	\$ 2,526	\$ 5,000	\$ 1,000	\$ -	\$ 1,000	\$ 1,000	100.0%
410-5190-113	STAFF CHARGES-FISH RECONSTRUCT	\$ 2,353	\$ 40,000	\$ 626	\$ 10,000	\$ 10,000	\$ -	\$ 10,000	\$ (30,000)	-75.0%
	Subtotal Staff Charges	\$ 12,630	\$ 68,100	\$ 6,412	\$ 23,000	\$ 19,000	\$ -	\$ 19,000	\$ (49,100)	-72.1%
410-5730-001	DOR FEES	\$ 150	\$ 150	\$ 150	\$ 150	\$ 150	\$ -	\$ 150	\$ -	0.0%
410-5730-002	OTHER ADMINISTRATION	\$ 15	\$ 1,000	\$ -	\$ 1,000	\$ 16,000	\$ -	\$ 16,000	\$ 15,000	1500.0%
410-5730-003	LEGAL, CONSULTING & OTHER PROF	\$ 14,802	\$ 2,000	\$ -	\$ 2,000	\$ 2,000	\$ -	\$ 2,000	\$ -	0.0%
410-5922-100	TRANS TO GF FOR ADMIN REIMB	\$ -	\$ -	\$ -	\$ -	\$ -	\$ -	\$ -	\$ -	100.0%
	Subtotal Other Admin Charges	\$ 14,967	\$ 3,150	\$ 150	\$ 3,150	\$ 18,150	\$ -	\$ 18,150	\$ 15,000	476.2%
	Total Expenditures	\$ 4,159,742	\$ 919,561	\$ (9,352,666)	\$ 1,014,004	\$ 1,245,662	\$ -	\$ 1,245,662	\$ 326,101	35.5%

City of Fitchburg  
TID #11 Fund 411  
2023 Operating Budget

Acct #	Account Name	2021 Actual	2022 Adopted Budget	06/2022 YTD Actual	2022 Estimate	2023 Budget Request	Revisions Thru Adoption	2023 Adopted Budget	Budget Change	
411-4111-000	INCREMENT - TID #11	\$ -	\$ -	\$ -	\$ -	\$ -	\$ -	\$ -	\$ -	100.0%
	Subtotal Increment	\$ -	\$ -	\$ -	\$ -	\$ -	\$ -	\$ -	\$ -	100.0%
411-4810-000	INTEREST REVENUE	\$ 1	\$ -	\$ 0	\$ -	\$ -	\$ -	\$ -	\$ -	100.0%
	Subtotal Interest Income	\$ 1	\$ -	\$ 0	\$ -	\$ -	\$ -	\$ -	\$ -	100.0%
411-4930-408	FUTURE INCREMENT TO BE COLL	\$ -	\$ -	\$ -	\$ -	\$ -	\$ -	\$ -	\$ -	100.0%
	Subtotal Miscellaneous Revenues/Sources	\$ -	\$ -	\$ -	\$ -	\$ -	\$ -	\$ -	\$ -	100.0%
	Total Revenues & Sources	\$ 1	\$ -	\$ 0	\$ -	\$ -	\$ -	\$ -	\$ -	100.0%
Acct #	Account Name	2021 Actual	2022 Adopted Budget	06/2022 YTD Actual	2022 Estimate	2023 Budget Request	Revisions Thru Adoption	2023 Adopted Budget	Budget Change	
411-5730-004	EARTHWORK	\$ -	\$ -	\$ -	\$ -	\$ -	\$ -	\$ -	\$ -	100.0%
411-5730-005	ONSITE UTILITIES	\$ -	\$ -	\$ -	\$ -	\$ -	\$ -	\$ -	\$ -	100.0%
411-5730-006	STORMWATER	\$ -	\$ -	\$ -	\$ -	\$ -	\$ -	\$ -	\$ -	100.0%
411-5730-007	ONSITE ROADWAY	\$ -	\$ -	\$ -	\$ -	\$ -	\$ -	\$ -	\$ -	100.0%
411-5730-008	ONSITE CONTINGENCY	\$ -	\$ -	\$ -	\$ -	\$ -	\$ -	\$ -	\$ -	100.0%
411-5730-009	ONSITE ENGINEERING	\$ -	\$ -	\$ -	\$ -	\$ -	\$ -	\$ -	\$ -	100.0%
411-5730-010	1/2 MILE - ROAD IMPROVE - MM	\$ -	\$ -	\$ -	\$ -	\$ -	\$ -	\$ -	\$ -	100.0%
411-5730-011	1/2 MILE - OFFSITE ENGINEERING	\$ -	\$ -	\$ -	\$ -	\$ -	\$ -	\$ -	\$ -	100.0%
411-5730-012	1/2 MILE - WATERMAIN	\$ -	\$ -	\$ -	\$ -	\$ -	\$ -	\$ -	\$ -	100.0%
411-5730-013	1/2 MILE - SANITARY SEWER	\$ -	\$ -	\$ -	\$ -	\$ -	\$ -	\$ -	\$ -	100.0%
411-5730-014	DEVELOPER INCENTIVE	\$ -	\$ -	\$ -	\$ -	\$ -	\$ -	\$ -	\$ -	100.0%
	Subtotal Original Project Costs	\$ -	\$ -	\$ -	\$ -	\$ -	\$ -	\$ -	\$ -	100.0%
411-5730-100	INTEREST ON ADVANCE	\$ 722	\$ 1,000	\$ -	\$ 1,000	\$ 1,000	\$ -	\$ 1,000	\$ -	0.0%
	Subtotal Debt Service Expenditures	\$ 722	\$ 1,000	\$ -	\$ 1,000	\$ 1,000	\$ -	\$ 1,000	\$ -	0.0%
411-5190-000	STAFF CHARGES-GENERAL	\$ 555	\$ 2,000	\$ 567	\$ 2,000	\$ 2,000	\$ -	\$ 2,000	\$ -	0.0%
411-5190-001	STAFF CHARGES-@EDGE	\$ 33	\$ -	\$ 67	\$ -	\$ -	\$ -	\$ -	\$ -	100.0%
411-5190-002	STAFF CHARGES-ROYAL CAPITAL	\$ -	\$ -	\$ -	\$ 5,000	\$ 5,000	\$ -	\$ 5,000	\$ 5,000	100.0%
	Subtotal Staff Charges	\$ 588	\$ 2,000	\$ 634	\$ 7,000	\$ 7,000	\$ -	\$ 7,000	\$ 5,000	250.0%
411-5730-001	DOR FEES	\$ 150	\$ 150	\$ 150	\$ 150	\$ 150	\$ -	\$ 150	\$ -	0.0%
411-5730-002	OTHER ADMINISTRATION	\$ 8	\$ 1,000	\$ -	\$ 1,000	\$ 1,000	\$ -	\$ 1,000	\$ -	0.0%
411-5730-003	LEGAL, CONSULTING & OTHER PROF	\$ -	\$ 2,000	\$ -	\$ 2,000	\$ 2,000	\$ -	\$ 2,000	\$ -	0.0%
	Subtotal Other Admin Charges	\$ 158	\$ 3,150	\$ 150	\$ 3,150	\$ 3,150	\$ -	\$ 3,150	\$ -	0.0%
	Total Expenditures	\$ 1,468	\$ 6,150	\$ 784	\$ 11,150	\$ 11,150	\$ -	\$ 11,150	\$ 5,000	81.3%

City of Fitchburg  
TID #12 Fund 412  
2023 Operating Budget

Acct #	Account Name	2021 Actual	2022 Adopted Budget	06/2022 YTD Actual	2022 Estimate	2023 Budget Request	Revisions Thru Adoption	2023 Adopted Budget	Budget Change	
412-4111-000	INCREMENT - TID #12 - GENERAL	\$ 16,080	\$ 23,000	\$ 22,889	\$ 22,889	\$ 1,222,000	\$ -	\$ 1,222,000	\$ 1,199,000	5213.0%
412-4111-001	INCREMENT - TID #12 - PROMEGA	\$ 928,573	\$ 1,984,000	\$ 1,908,202	\$ 1,908,202	\$ 521,000	\$ -	\$ 521,000	\$ (1,463,000)	-73.7%
	Subtotal Increment	\$ 944,653	\$ 2,007,000	\$ 1,931,092	\$ 1,931,091	\$ 1,743,000	\$ -	\$ 1,743,000	\$ (264,000)	-13.2%
412-4353-000	STATE AIDS	\$ 1,000,000	\$ -	\$ -	\$ -	\$ -	\$ -	\$ -	\$ -	100.0%
	Subtotal Intergovernmental Aid	\$ 1,000,000	\$ -	\$ -	\$ -	\$ -	\$ -	\$ -	\$ -	0.9%
412-4810-000	INTEREST REVENUE	\$ 1,084	\$ 500	\$ 818	\$ 500	\$ 500	\$ -	\$ 500	\$ -	0.0%
	Subtotal Interest Income	\$ 1,084	\$ 500	\$ 818	\$ 500	\$ 500	\$ -	\$ 500	\$ -	0.0%
412-4930-408	FUTURE INCREMENT TO BE COLL	\$ -	\$ -	\$ -	\$ -	\$ -	\$ -	\$ -	\$ -	100.0%
	Subtotal Miscellaneous Revenues/Sources	\$ -	\$ -	\$ -	\$ -	\$ -	\$ -	\$ -	\$ -	100.0%
	Total Revenues & Sources	\$ 1,945,737	\$ 2,007,500	\$ 1,931,909	\$ 1,931,591	\$ 1,743,500	\$ -	\$ 1,743,500	\$ (264,000)	-13.2%

Acct #	Account Name	2021 Actual	2022 Adopted Budget	06/2022 YTD Actual	2022 Estimate	2023 Budget Request	Revisions Thru Adoption	2023 Adopted Budget	Budget Change	
412-5730-005	1/2 MILE - FAHEY GLENN CONNECT	\$ 1,000,000	\$ -	\$ -	\$ -	\$ -	\$ -	\$ -	\$ -	100.0%
412-5730-006	1/2 MILE-RECON ROUNDABT	\$ -	\$ -	\$ -	\$ -	\$ -	\$ -	\$ -	\$ -	100.0%
412-5730-007	1/2 MILE-SIDEWALK/TRAFFIC CALM	\$ -	\$ -	\$ -	\$ -	\$ -	\$ -	\$ -	\$ -	100.0%
412-5730-008	1/2 MILE-MILL/RESRF E CHERYL	\$ -	\$ -	\$ -	\$ -	\$ -	\$ -	\$ -	\$ -	100.0%
412-5730-009	E CHERYL LIGHTING RETROFIT	\$ -	\$ -	\$ -	\$ -	\$ -	\$ -	\$ -	\$ -	100.0%
412-5730-010	E CHERYL LIGHTING COMPLETION	\$ -	\$ -	\$ -	\$ -	\$ -	\$ -	\$ -	\$ -	100.0%
412-5730-101	DEV INCENT - PROMEGA PRINCIPAL	\$ 450,000	\$ 870,000	\$ 600,000	\$ 600,000	\$ 870,000	\$ -	\$ 870,000	\$ -	0.0%
412-5730-201	DEV INCENT - PROMEGA INTEREST	\$ 417,110	\$ 822,747	\$ 404,735	\$ 792,970	\$ 752,545	\$ -	\$ 752,545	\$ (70,202)	-8.5%
	Subtotal Original Project Costs	\$ 1,867,110	\$ 1,692,747	\$ 1,004,735	\$ 1,392,970	\$ 1,622,545	\$ -	\$ 1,622,545	\$ (70,202)	-4.1%
412-5730-100	INTEREST ON ADVANCE	\$ -	\$ -	\$ -	\$ -	\$ -	\$ -	\$ -	\$ -	100.0%
	Subtotal Debt Service Expenditures	\$ -	\$ -	\$ -	\$ -	\$ -	\$ -	\$ -	\$ -	100.0%
412-5190-000	STAFF CHARGES-GENERAL	\$ 841	\$ 2,000	\$ 36	\$ 2,000	\$ 2,000	\$ -	\$ 2,000	\$ -	0.0%
412-5190-001	STAFF CHARGES-PROMEGA R&D	\$ 1,714	\$ 2,000	\$ 18	\$ 2,000	\$ 1,000	\$ -	\$ 1,000	\$ (1,000)	-50.0%
	Subtotal Staff Charges	\$ 2,555	\$ 4,000	\$ 54	\$ 4,000	\$ 3,000	\$ -	\$ 3,000	\$ (1,000)	-25.0%
412-5730-001	DOR FEES	\$ 150	\$ 150	\$ 150	\$ 150	\$ 150	\$ -	\$ 150	\$ -	0.0%
412-5730-002	OTHER ADMINISTRATION	\$ 38	\$ 5,000	\$ -	\$ 5,000	\$ 5,000	\$ -	\$ 5,000	\$ -	0.0%
412-5730-003	LEGAL, CONSULTING & OTHER PROF	\$ 1,697	\$ 2,000	\$ -	\$ 2,000	\$ 2,000	\$ -	\$ 2,000	\$ -	0.0%
	Subtotal Other Admin Charges	\$ 1,885	\$ 7,150	\$ 150	\$ 7,150	\$ 7,150	\$ -	\$ 7,150	\$ -	0.0%
	Total Expenditures	\$ 1,871,549	\$ 1,703,897	\$ 1,004,939	\$ 1,404,120	\$ 1,632,695	\$ -	\$ 1,632,695	\$ (71,202)	-4.2%

City of Fitchburg  
TID #13 Fund 413  
2023 Operating Budget

Acct #	Account Name	2022		06/2022	2022		2023	Revisions	2023		Budget
		2021	Adopted		YTD Actual	Estimate			Budget	Thru	
		Actual	Budget	Actual	Estimate	Request	Adoption	Budget			
413-4111-000	INCREMENT - TID #13	\$ 9	\$ 4,000	\$ (55,646)	\$ (55,646)	\$ 28,000	\$ -	\$ 28,000	\$ 24,000	\$ 24,000	600.0%
413-4111-001	INCREMENT - PHEONIX	\$ 122,913	\$ 337,000	\$ 356,292	\$ 356,292	\$ 281,000	\$ -	\$ 281,000	\$ (56,000)	\$ (56,000)	-16.6%
	Subtotal Increment	\$ 122,922	\$ 341,000	\$ 300,646	\$ 300,646	\$ 309,000	\$ -	\$ 309,000	\$ (32,000)	\$ (32,000)	-9.4%
413-4810-000	INTEREST REVENUE	\$ 23	\$ 50	\$ 51	\$ 50	\$ 50	\$ -	\$ 50	\$ -	\$ -	0.0%
	Subtotal Interest Income	\$ 23	\$ 50	\$ 51	\$ 50	\$ 50	\$ -	\$ 50	\$ -	\$ -	0.0%
413-4930-408	FUTURE INCREMENT TO BE COLL	\$ -	\$ -	\$ -	\$ -	\$ -	\$ -	\$ -	\$ -	\$ -	100.0%
	Subtotal Miscellaneous Revenues/Sources	\$ -	\$ -	\$ -	\$ -	\$ -	\$ -	\$ -	\$ -	\$ -	100.0%
	Total Revenues & Sources	\$ 122,945	\$ 341,050	\$ 300,696	\$ 300,696	\$ 309,050	\$ -	\$ 309,050	\$ (32,000)	\$ (32,000)	-9.4%

Acct #	Account Name	2022		06/2022	2022		2023	Revisions	2023		Budget
		2021	Adopted		YTD Actual	Estimate			Budget	Thru	
		Actual	Budget	Actual	Estimate	Request	Adoption	Budget			
413-5730-004	E CHERYL, PATH, BOARDWALK	\$ -	\$ -	\$ -	\$ -	\$ -	\$ -	\$ -	\$ -	\$ -	100.0%
413-5730-005	GREENMARKET	\$ -	\$ -	\$ -	\$ -	\$ -	\$ -	\$ -	\$ -	\$ -	100.0%
413-5730-006	GOLDENGATE	\$ -	\$ -	\$ -	\$ -	\$ -	\$ -	\$ -	\$ -	\$ -	100.0%
413-5730-007	NINE SPRINGS LOTS 1-8/TID 5-12	\$ -	\$ -	\$ -	\$ -	\$ -	\$ -	\$ -	\$ -	\$ -	100.0%
413-5730-008	1/2 MILE GOLDEN GATE	\$ -	\$ -	\$ -	\$ -	\$ -	\$ -	\$ -	\$ -	\$ -	100.0%
413-5730-009	1/2 MILE OL 13 BIKE PATH	\$ -	\$ -	\$ -	\$ -	\$ -	\$ -	\$ -	\$ -	\$ -	100.0%
413-5730-010	ROAD CONSTRUCTION	\$ -	\$ -	\$ -	\$ -	\$ -	\$ -	\$ -	\$ -	\$ -	100.0%
	Subtotal Original Project Costs	\$ -	\$ -	\$ -	\$ -	\$ -	\$ -	\$ -	\$ -	\$ -	100.0%
413-5731-010	ENVIRON ANALYSIS & REMEDIATION	\$ -	\$ -	\$ -	\$ -	\$ -	\$ -	\$ -	\$ -	\$ -	100.0%
413-5731-011	SOIL/GROUND WATER/GEOTECHNICAL	\$ -	\$ -	\$ -	\$ -	\$ -	\$ -	\$ -	\$ -	\$ -	100.0%
413-5731-012	1/2 MILE E. CHERYL/SYENE INTER	\$ 20,100	\$ -	\$ 24,874	\$ 1,830,000	\$ -	\$ -	\$ -	\$ -	\$ -	100.0%
413-5731-101	DEV INCENT - PHOENIX PRINCIPAL	\$ 50,000	\$ 90,000	\$ 90,000	\$ 90,000	\$ 95,000	\$ -	\$ 95,000	\$ 5,000	\$ 5,000	5.6%
413-5731-102	DEV INCENT - KWIK TR PRINCIPAL	\$ -	\$ -	\$ -	\$ -	\$ -	\$ -	\$ -	\$ -	\$ -	100.0%
413-5731-103	DEV INCENT - ARLO PRINCIPAL	\$ -	\$ -	\$ -	\$ -	\$ -	\$ -	\$ -	\$ -	\$ -	100.0%
413-5731-201	DEV INCENT - PHOENIX INTEREST	\$ 115,697	\$ 120,300	\$ 61,500	\$ 120,300	\$ 114,750	\$ -	\$ 114,750	\$ (5,550)	\$ (5,550)	-4.6%
413-5731-202	DEV INCENT - KWIK TR INTEREST	\$ -	\$ -	\$ -	\$ -	\$ -	\$ -	\$ -	\$ -	\$ -	100.0%
413-5731-203	DEV INCENT - ARLO INTEREST	\$ -	\$ -	\$ -	\$ -	\$ -	\$ -	\$ -	\$ -	\$ -	100.0%
	Subtotal Amendment #1 Project Costs	\$ 185,797	\$ 210,300	\$ 176,374	\$ 2,040,300	\$ 209,750	\$ -	\$ 209,750	\$ (550)	\$ (550)	-0.3%
413-5730-100	INTEREST ON ADVANCE	\$ 438	\$ 1,000	\$ -	\$ 1,000	\$ 1,000	\$ -	\$ 1,000	\$ -	\$ -	0.0%
413-5830-000	ISSUE COSTS-TID13	\$ -	\$ -	\$ -	\$ -	\$ -	\$ -	\$ -	\$ -	\$ -	100.0%
	Subtotal Debt Service Expenditures	\$ 438	\$ 1,000	\$ -	\$ 1,000	\$ 1,000	\$ -	\$ 1,000	\$ -	\$ -	0.0%
413-5190-000	STAFF CHARGES-GENERAL	\$ 1,092	\$ 2,000	\$ 725	\$ 2,000	\$ 2,000	\$ -	\$ 2,000	\$ -	\$ -	0.0%
413-5190-001	STAFF CHARGES-PHOENIX	\$ 945	\$ 1,000	\$ 18	\$ 1,000	\$ 1,000	\$ -	\$ 1,000	\$ -	\$ -	0.0%
413-5190-002	STAFF CHARGES-KWIK TRIP	\$ 926	\$ 2,000	\$ 180	\$ 500	\$ -	\$ -	\$ -	\$ (2,000)	\$ (2,000)	-100.0%
413-5190-003	STAFF CHARGES-ARLO/LOT 55	\$ -	\$ -	\$ -	\$ -	\$ -	\$ -	\$ -	\$ -	\$ -	100.0%
413-5190-100	STAFF CHARGES-AMEND 1 APPROVAL	\$ 70	\$ -	\$ -	\$ -	\$ -	\$ -	\$ -	\$ -	\$ -	100.0%
413-5190-112	STAFF CHARGES-CHERYL/SYENE INT	\$ 927	\$ 5,000	\$ 1,022	\$ 5,000	\$ 5,000	\$ -	\$ 5,000	\$ -	\$ -	0.0%
	Subtotal Staff Charges	\$ 3,960	\$ 10,000	\$ 1,944	\$ 8,500	\$ 8,000	\$ -	\$ 8,000	\$ (2,000)	\$ (2,000)	-20.0%
413-5730-001	DOR FEES	\$ 150	\$ 150	\$ 150	\$ 150	\$ 150	\$ -	\$ 150	\$ -	\$ -	0.0%
413-5730-002	OTHER ADMINISTRATION	\$ 8	\$ 5,000	\$ -	\$ 5,000	\$ 20,000	\$ -	\$ 20,000	\$ 15,000	\$ 15,000	300.0%
413-5730-003	LEGAL, CONSULTING & OTHER PROF	\$ 1,667	\$ 2,000	\$ -	\$ 2,000	\$ 2,000	\$ -	\$ 2,000	\$ -	\$ -	0.0%
413-5731-001	DOR FEES	\$ -	\$ -	\$ -	\$ -	\$ -	\$ -	\$ -	\$ -	\$ -	100.0%
413-5731-002	OTHER ADMINISTRATION	\$ -	\$ -	\$ -	\$ -	\$ -	\$ -	\$ -	\$ -	\$ -	100.0%
413-5731-003	LEGAL, CONSULTING & OTHER PROF	\$ -	\$ -	\$ -	\$ -	\$ -	\$ -	\$ -	\$ -	\$ -	100.0%
	Subtotal Other Admin Charges	\$ 1,825	\$ 7,150	\$ 150	\$ 7,150	\$ 22,150	\$ -	\$ 22,150	\$ 15,000	\$ 15,000	209.8%
	Total Expenditures	\$ 192,020	\$ 228,450	\$ 178,468	\$ 2,056,950	\$ 240,900	\$ -	\$ 240,900	\$ 12,450	\$ 12,450	5.4%

City of Fitchburg  
TID #14 Fund 414  
2023 Operating Budget

Acct #	Account Name	2021 Actual	2022 Adopted Budget	06/2022 YTD Actual	2022 Estimate	2023 Budget Request	Revisions Thru Adoption	2023 Adopted Budget	Budget Change
414-4111-000	INCREMENT - TID #14	\$ -	\$ -	\$ -	\$ -	\$ -	\$ -	\$ -	100.0%
414-4111-001	INCREMENT - TBD DEVELOPMENT	\$ -	\$ -	\$ -	\$ -	\$ -	\$ -	\$ -	100.0%
	Subtotal Increment	\$ -	\$ -	\$ -	\$ -	\$ -	\$ -	\$ -	100.0%
414-4810-000	INTEREST REVENUE	\$ -	\$ -	\$ 9	\$ -	\$ -	\$ -	\$ -	100.0%
	Subtotal Interest Income	\$ -	\$ -	\$ 9	\$ -	\$ -	\$ -	\$ -	100.0%
414-4930-408	FUTURE INCREMENT TO BE COLL	\$ -	\$ -	\$ -	\$ -	\$ -	\$ -	\$ -	100.0%
	Subtotal Miscellaneous Revenues/Sources	\$ -	\$ -	\$ -	\$ -	\$ -	\$ -	\$ -	100.0%
	Total Revenues & Sources	\$ -	\$ -	\$ 9	\$ -	\$ -	\$ -	\$ -	100.0%

Acct #	Account Name	2021 Actual	2022 Adopted Budget	06/2022 YTD Actual	2022 Estimate	2023 Budget Request	Revisions Thru Adoption	2023 Adopted Budget	Budget Change
414-5730-004	INTERCEPTOR SEWER	\$ -	\$ -	\$ -	\$ -	\$ -	\$ -	\$ -	100.0%
414-5730-005	NOBEL DRIVE EXTENSION	\$ -	\$ -	\$ -	\$ -	\$ -	\$ -	\$ -	100.0%
414-5730-006	LACY/HAIGHT FARM ROAD	\$ -	\$ -	\$ -	\$ -	\$ -	\$ -	\$ -	100.0%
414-5730-007	-2146826252	\$ -	\$ -	\$ -	\$ -	\$ -	\$ -	\$ -	100.0%
414-5730-008	-2146826252	\$ -	\$ -	\$ -	\$ -	\$ -	\$ -	\$ -	100.0%
414-5730-009	-2146826252	\$ -	\$ -	\$ -	\$ -	\$ -	\$ -	\$ -	100.0%
414-5730-010	-2146826252	\$ -	\$ -	\$ -	\$ -	\$ -	\$ -	\$ -	100.0%
414-5730-101	DEV INCENT - TBD DEV PRINCIPAL	\$ -	\$ -	\$ -	\$ -	\$ -	\$ -	\$ -	100.0%
414-5730-201	DEV INCENT - TBD DEV INTEREST	\$ -	\$ -	\$ -	\$ -	\$ -	\$ -	\$ -	100.0%
	Subtotal Original Project Costs	\$ -	\$ -	\$ -	\$ -	\$ -	\$ -	\$ -	100.0%
414-5730-100	INTEREST ON ADVANCE	\$ -	\$ -	\$ -	\$ 1,000	\$ 1,000	\$ -	\$ 1,000	100.0%
	Subtotal Debt Service Expenditures	\$ -	\$ -	\$ -	\$ 1,000	\$ 1,000	\$ -	\$ 1,000	100.0%
414-5190-000	STAFF CHARGES-GENERAL	\$ -	\$ -	\$ 1,270	\$ 5,000	\$ 5,000	\$ -	\$ 5,000	100.0%
414-5190-001	STAFF CHARGES-HARTUNG FIELDS	\$ -	\$ -	\$ -	\$ 5,000	\$ 5,000	\$ -	\$ 5,000	100.0%
414-5190-002	-2146826252	\$ -	\$ -	\$ -	\$ -	\$ -	\$ -	\$ -	100.0%
414-5190-100	STAFF CHARGES-AMEND 1 APPROVAL	\$ -	\$ -	\$ -	\$ -	\$ -	\$ -	\$ -	100.0%
414-5190-112	STAFF CHARGES-TBD PROJECT	\$ -	\$ -	\$ -	\$ -	\$ -	\$ -	\$ -	100.0%
	Subtotal Staff Charges	\$ -	\$ -	\$ 1,270	\$ 10,000	\$ 10,000	\$ -	\$ 10,000	100.0%
414-5730-001	DOR FEES	\$ -	\$ -	\$ -	\$ 150	\$ 150	\$ -	\$ 150	100.0%
414-5730-002	OTHER ADMINISTRATION	\$ -	\$ -	\$ -	\$ 2,000	\$ 2,000	\$ -	\$ 2,000	100.0%
414-5730-003	LEGAL, CONSULTING & OTHER PROF	\$ -	\$ -	\$ -	\$ 5,000	\$ 5,000	\$ -	\$ 5,000	100.0%
414-5731-001	DOR FEES	\$ -	\$ -	\$ -	\$ -	\$ -	\$ -	\$ -	100.0%
414-5731-002	OTHER ADMINISTRATION	\$ -	\$ -	\$ -	\$ -	\$ -	\$ -	\$ -	100.0%
414-5731-003	LEGAL, CONSULTING & OTHER PROF	\$ -	\$ -	\$ -	\$ -	\$ -	\$ -	\$ -	100.0%
414-5731-012	TBD PROJECT #C	\$ -	\$ -	\$ -	\$ -	\$ -	\$ -	\$ -	100.0%
	Subtotal Other Admin Charges	\$ -	\$ -	\$ -	\$ 7,150	\$ 7,150	\$ -	\$ 7,150	100.0%
	Total Expenditures	\$ -	\$ -	\$ 1,270	\$ 18,150	\$ 18,150	\$ -	\$ 18,150	100.0%

City of Fitchburg  
TID #15 Fund 415  
2023 Operating Budget

Acct #	Account Name	2021 Actual	2022 Adopted Budget	06/2022 YTD Actual	2022 Estimate	2023 Budget Request	Revisions Thru Adoption	2023 Adopted Budget	Budget Change	
415-4111-000	INCREMENT - TID #15	\$ -	\$ -	\$ -	\$ -	\$ 650,000	\$ -	\$ 650,000	\$ 650,000	100.0%
415-4111-001	INCREMENT - 2500 RIMROCK	\$ -	\$ -	\$ -	\$ -	\$ -	\$ -	\$ -	\$ -	100.0%
	Subtotal Increment	\$ -	\$ -	\$ -	\$ -	\$ 650,000	\$ -	\$ 650,000	\$ 650,000	100.0%
415-4810-000	INTEREST REVENUE	\$ -	\$ -	\$ -	\$ -	\$ 50	\$ -	\$ 50	\$ 50	100.0%
	Subtotal Interest Income	\$ -	\$ -	\$ -	\$ -	\$ 50	\$ -	\$ 50	\$ 50	100.0%
	Total Revenues & Sources	\$ -	\$ -	\$ -	\$ -	\$ 650,050	\$ -	\$ 650,050	\$ 650,050	100.0%

Acct #	Account Name	2021 Actual	2022 Adopted Budget	06/2022 YTD Actual	2022 Estimate	2023 Budget Request	Revisions Thru Adoption	2023 Adopted Budget	Budget Change	
415-5730-101	DEV INCENT - 2500 RIMR PRINC	\$ -	\$ -	\$ -	\$ -	\$ 465,000	\$ -	\$ 465,000	\$ 465,000	100.0%
415-5730-201	DEV INCENT - 2500 RIM INTEREST	\$ -	\$ -	\$ -	\$ -	\$ -	\$ -	\$ -	\$ -	100.0%
	Subtotal Original Project Costs	\$ -	\$ -	\$ -	\$ -	\$ 465,000	\$ -	\$ 465,000	\$ 465,000	100.0%
415-5730-100	INTEREST ON ADVANCE	\$ -	\$ -	\$ -	\$ 1,000	\$ 1,000	\$ -	\$ 1,000	\$ 1,000	100.0%
	Subtotal Debt Service Expenditures	\$ -	\$ -	\$ -	\$ 1,000	\$ 1,000	\$ -	\$ 1,000	\$ 1,000	100.0%
415-5190-000	STAFF CHARGES-GENERAL	\$ -	\$ -	\$ -	\$ 5,000	\$ 5,000	\$ -	\$ 5,000	\$ 5,000	100.0%
415-5190-001	STAFF CHARGES-2500 RIMROCK	\$ -	\$ -	\$ -	\$ 5,000	\$ 5,000	\$ -	\$ 5,000	\$ 5,000	100.0%
	Subtotal Staff Charges	\$ -	\$ -	\$ -	\$ 10,000	\$ 10,000	\$ -	\$ 10,000	\$ 10,000	100.0%
415-5730-001	DOR FEES	\$ -	\$ -	\$ -	\$ 150	\$ 150	\$ -	\$ 150	\$ 150	100.0%
415-5730-002	OTHER ADMINISTRATION	\$ -	\$ -	\$ -	\$ 2,000	\$ 2,000	\$ -	\$ 2,000	\$ 2,000	100.0%
415-5730-003	LEGAL, CONSULTING & OTHER PROF	\$ -	\$ -	\$ -	\$ 5,000	\$ 5,000	\$ -	\$ 5,000	\$ 5,000	100.0%
	Subtotal Other Admin Charges	\$ -	\$ -	\$ -	\$ 7,150	\$ 7,150	\$ -	\$ 7,150	\$ 7,150	100.0%
	Total Expenditures	\$ -	\$ -	\$ -	\$ 18,150	\$ 483,150	\$ -	\$ 483,150	\$ 483,150	100.0%

City of Fitchburg  
Utility Fund #602 - Water  
2023 Operating Budget

Acct #	New Acct #	Account Name	2021	2022	06/2022	2022	2023	Revisions	2023	Budget Change	
			Actual	Adopted Budget	YTD Actual	Estimate	Budget Request	Thru Adoption	Adopted Budget		
600-4421-102	602-4421-002	CIAC - From City-W	\$ 1,000,241	\$ -	\$ -	\$ -	\$ -	\$ -	\$ -	\$ -	100.0%
600-4425-100	602-4425-000	Misc Amortization	\$ 59,580	\$ 59,580	\$ -	\$ 59,580	\$ 59,580	\$ -	\$ 59,580	\$ -	0.0%
600-4434-100	602-4434-000	Misc. Credits to Surp	\$ 6,546	\$ -	\$ -	\$ -	\$ -	\$ -	\$ -	\$ -	100.0%
600-4460-100	602-4460-000	Unmetered Sales-G	\$ 16,532	\$ 12,000	\$ 5,064	\$ 12,000	\$ 15,000	\$ 12,000	\$ 15,000	\$ 3,000	25.0%
600-4461-100	602-4461-000	Metered - Residentia	\$ 1,018,165	\$ 1,100,000	\$ 513,619	\$ 1,100,000	\$ 1,100,000	\$ -	\$ 1,100,000	\$ -	0.0%
600-4461-101	602-4461-001	Metered - Commerci	\$ 266,181	\$ 260,000	\$ 139,059	\$ 260,000	\$ 260,000	\$ -	\$ 260,000	\$ -	0.0%
600-4461-102	602-4461-002	Metered - Industrial	\$ 105,373	\$ 100,000	\$ 51,875	\$ 100,000	\$ 100,000	\$ -	\$ 100,000	\$ -	0.0%
600-4461-103	602-4461-003	Metered - Res Irriga	\$ 62,313	\$ 48,000	\$ 15,720	\$ 50,000	\$ 50,000	\$ -	\$ 50,000	\$ 2,000	4.2%
600-4461-104	602-4461-004	Metered - Comm Irri	\$ 54,832	\$ 45,000	\$ 15,288	\$ 45,000	\$ 45,000	\$ -	\$ 45,000	\$ -	0.0%
600-4461-105	602-4461-005	Metered - Ind Irrigati	\$ 15,176	\$ 9,500	\$ 3,966	\$ 12,000	\$ 15,000	\$ -	\$ 15,000	\$ 5,500	57.9%
600-4461-106	602-4461-006	Metered - Mult Fam	\$ 623,526	\$ 650,000	\$ 344,752	\$ 650,000	\$ 650,000	\$ -	\$ 650,000	\$ -	0.0%
600-4461-107	602-4461-007	Metered - Mult Fam	\$ 17,436	\$ 12,000	\$ 3,247	\$ 15,000	\$ 15,000	\$ -	\$ 15,000	\$ 3,000	25.0%
600-4462-100	602-4462-000	Private Fire Protecti	\$ 111,740	\$ 114,000	\$ 56,146	\$ 114,000	\$ 114,000	\$ -	\$ 114,000	\$ -	0.0%
600-4463-100	602-4463-000	Public Fire Protectio	\$ 699,872	\$ 690,000	\$ 356,179	\$ 710,000	\$ 720,000	\$ -	\$ 720,000	\$ 30,000	4.3%
600-4464-100	602-4464-000	Sales to Public Auth	\$ 12,117	\$ 11,000	\$ 7,438	\$ 12,000	\$ 12,000	\$ -	\$ 12,000	\$ 1,000	9.1%
600-4464-101	602-4464-001	Irrigation Sales to P	\$ 7,565	\$ 6,000	\$ 2,907	\$ 6,000	\$ 6,000	\$ -	\$ 6,000	\$ -	0.0%
			\$ 4,077,197	\$ 3,117,080	\$ 1,515,260	\$ 3,145,580	\$ 3,161,580	\$ -	\$ 3,161,580	\$ 44,500	1.4%
600-4470-100	602-4470-000	Forfeited Discounts	\$ 6,332	\$ 4,500	\$ 2,894	\$ 6,400	\$ 6,800	\$ -	\$ 6,800	\$ 2,300	51.1%
600-4419-100	602-4419-000	Interest Income	\$ 11,276	\$ 42,000	\$ 9,092	\$ 12,000	\$ 15,000	\$ -	\$ 15,000	\$ (27,000)	-64.3%
600-4421-100	602-4421-000	CIAC-Water	\$ 1,427,162	\$ 350,000	\$ 1,275	\$ 350,000	\$ 350,000	\$ -	\$ 350,000	\$ -	0.0%
600-4421-101	602-4421-001	CIAC - Impact Fees	\$ 407,113	\$ 300,000	\$ 622,654	\$ 625,000	\$ 300,000	\$ -	\$ 300,000	\$ -	0.0%
600-4471-100	602-4471-000	Misc. Serv Rev-NSF	\$ 7,461	\$ 3,500	\$ 1,578	\$ 3,500	\$ 3,500	\$ -	\$ 3,500	\$ -	0.0%
600-4472-100	602-4472-000	Rents from Water Pl	\$ 77,964	\$ 81,100	\$ 81,083	\$ 81,083	\$ 84,330	\$ -	\$ 84,330	\$ 3,230	4.0%
600-4474-100	602-4474-000	Other Revenues (Ju	\$ 28,601	\$ 30,000	\$ 1,447	\$ 30,000	\$ 30,000	\$ -	\$ 30,000	\$ -	0.0%
600-4475-100	602-4475-000	P-Card Rebate	\$ 6,405	\$ 4,500	\$ -	\$ 4,500	\$ 4,500	\$ -	\$ 4,500	\$ -	0.0%
600-4631-100	602-4631-100	Reimb from Projects	\$ 10,647	\$ -	\$ 6,681	\$ 2,000	\$ -	\$ -	\$ -	\$ -	100.0%
	602-4922-229	TRANSFER FROM	\$ 276	\$ -	\$ -	\$ -	\$ -	\$ -	\$ -	\$ -	100.0%
			\$ 1,983,237	\$ 815,600	\$ 726,703	\$ 1,114,483	\$ 794,130	\$ -	\$ 794,130	\$ (21,470)	-2.6%
			\$ 6,060,433	\$ 3,932,680	\$ 2,241,963	\$ 4,260,063	\$ 3,955,710	\$ -	\$ 3,955,710	\$ 23,030	0.6%

Acct #	New Acct #	Account Name	2021	2022	06/2022	2022	2023	Revisions	2023	Budget Change	
			Actual	Adopted Budget	YTD Actual	Estimate	Budget Request	Thru Adoption	Adopted Budget		
600-5403-100	602-5403-530	Depreciation Expens	\$ 392,736	\$ 350,000	\$ -	\$ 360,000	\$ 360,000	\$ -	\$ 360,000	\$ 10,000	2.9%
600-5403-101	602-5403-531	Depr Exp Contrib Pl	\$ 444,712	\$ 400,000	\$ -	\$ 425,000	\$ 425,000	\$ -	\$ 425,000	\$ 25,000	6.3%
600-5408-100	602-5408-534	Taxes - W	\$ 784,353	\$ 762,000	\$ -	\$ 790,000	\$ 790,000	\$ -	\$ 790,000	\$ 28,000	3.7%
			\$ 1,621,801	\$ 1,512,000	\$ -	\$ 1,575,000	\$ 1,575,000	\$ -	\$ 1,575,000	\$ 63,000	4.2%

Acct #	New Acct #	Account Name	2021	2022	06/2022	2022	2023	Revisions	2023	Budget Change	
			Actual	Adopted Budget	YTD Actual	Estimate	Budget Request	Thru Adoption	Adopted Budget		
600-5600-100	602-5600-110	Oper Supr-SS Wage	\$ 1,744	\$ 330	\$ 1,116	\$ 330	\$ 3,290	\$ -	\$ 3,290	\$ 2,960	897.0%
new	602-5600-131	Oper Supr-SS FICA	\$ 132	\$ 25	\$ 84	\$ 25	\$ 252	\$ -	\$ 252	\$ 227	908.0%
new	602-5600-132	Oper Supr-SS WRS	\$ 117	\$ 22	\$ 73	\$ 21	\$ 224	\$ -	\$ 224	\$ 202	918.2%
new	602-5600-135	Oper Supr-SS Long	\$ -	\$ 3	\$ -	\$ -	\$ -	\$ -	\$ -	\$ (3)	-100.0%
new	602-5600-160	Oper Supr-SS Hlth	\$ 142	\$ 37	\$ 140	\$ 37	\$ 352	\$ -	\$ 352	\$ 315	851.4%
new	602-5600-161	Oper Supr-SS Life	\$ 1	\$ 2	\$ 1	\$ -	\$ 5	\$ -	\$ 5	\$ 3	150.0%
new	602-5600-162	Oper Supr-SS Disab	\$ -	\$ 2	\$ -	\$ -	\$ 17	\$ -	\$ 17	\$ 15	750.0%
new	602-5600-163	Oper Supr-SS Dent	\$ 23	\$ 2	\$ 22	\$ 2	\$ 20	\$ -	\$ 20	\$ 18	900.0%
600-5601-100	602-5601-110	Ck Wells, DNR Rep	\$ 21,951	\$ 23,264	\$ 14,894	\$ 20,858	\$ 36,811	\$ -	\$ 36,811	\$ 13,547	58.2%
new	602-5601-115	Ck Wells, DNR Rep	\$ 9,667	\$ 6,634	\$ 2,810	\$ 6,242	\$ 7,216	\$ -	\$ 7,216	\$ 582	8.8%
new	602-5601-131	Ck Wells, DNR Rep	\$ 3,023	\$ 2,290	\$ 1,558	\$ 2,076	\$ 3,368	\$ -	\$ 3,368	\$ 1,078	47.1%
new	602-5601-132	Ck Wells, DNR Rep	\$ 2,728	\$ 1,946	\$ 1,360	\$ 1,764	\$ 2,994	\$ -	\$ 2,994	\$ 1,048	53.9%
new	602-5601-135	Ck Wells, DNR Rep	\$ -	\$ 36	\$ -	\$ 39	\$ -	\$ -	\$ -	\$ (36)	-100.0%
new	602-5601-160	Ck Wells, DNR Rep	\$ 8,715	\$ 5,063	\$ 5,812	\$ 7,164	\$ 14,321	\$ -	\$ 14,321	\$ 9,258	182.9%
new	602-5601-161	Ck Wells, DNR Rep	\$ 62	\$ 64	\$ 28	\$ 53	\$ 74	\$ -	\$ 74	\$ 10	15.6%
new	602-5601-162	Ck Wells, DNR Rep	\$ -	\$ 97	\$ -	\$ -	\$ 175	\$ -	\$ 175	\$ 78	80.4%
new	602-5601-163	Ck Wells, DNR Rep	\$ 587	\$ 272	\$ 423	\$ 319	\$ 594	\$ -	\$ 594	\$ 322	118.4%
600-5602-100	602-5602-340	Purchased Water	\$ 50,304	\$ 44,000	\$ 20,288	\$ 50,000	\$ 50,000	\$ -	\$ 50,000	\$ 6,000	13.6%
600-5603-100	602-5603-110	Misc Exp - Prep ma	\$ 2,806	\$ -	\$ 3,573	\$ -	\$ 7,649	\$ -	\$ 7,649	\$ 7,649	100.0%
new	602-5603-131	Misc Exp - Prep ma	\$ 212	\$ -	\$ 269	\$ -	\$ 585	\$ -	\$ 585	\$ 585	100.0%
new	602-5603-132	Misc Exp - Prep ma	\$ 189	\$ -	\$ 232	\$ -	\$ 520	\$ -	\$ 520	\$ 520	100.0%
new	602-5603-160	Misc Exp - Prep ma	\$ 280	\$ -	\$ 452	\$ -	\$ 956	\$ -	\$ 956	\$ 956	100.0%
new	602-5603-161	Misc Exp - Prep ma	\$ 3	\$ -	\$ 4	\$ -	\$ 11	\$ -	\$ 11	\$ 11	100.0%
new	602-5603-162	Misc Exp - Prep ma	\$ -	\$ -	\$ -	\$ -	\$ 39	\$ -	\$ 39	\$ 39	100.0%
new	602-5603-163	Misc Exp - Prep ma	\$ 45	\$ -	\$ 69	\$ -	\$ 55	\$ -	\$ 55	\$ 55	100.0%
600-5610-100	602-5610-110	Maint Suprvsn & En	\$ 830	\$ -	\$ 186	\$ -	\$ 112	\$ -	\$ 112	\$ 112	100.0%
new	602-5610-131	Maint Suprvsn & En	\$ 63	\$ -	\$ 14	\$ -	\$ 9	\$ -	\$ 9	\$ 9	100.0%
new	602-5610-132	Maint Suprvsn & En	\$ 56	\$ -	\$ 12	\$ -	\$ 8	\$ -	\$ 8	\$ 8	100.0%
new	602-5610-160	Maint Suprvsn & En	\$ 103	\$ -	\$ 23	\$ -	\$ 12	\$ -	\$ 12	\$ 12	100.0%
new	602-5610-161	Maint Suprvsn & En	\$ -	\$ -	\$ 0	\$ -	\$ -	\$ -	\$ -	\$ -	100.0%
new	602-5610-162	Maint Suprvsn & En	\$ -	\$ -	\$ -	\$ -	\$ 1	\$ -	\$ 1	\$ 1	100.0%
new	602-5610-163	Maint Suprvsn & En	\$ 16	\$ -	\$ 4	\$ -	\$ 1	\$ -	\$ 1	\$ 1	100.0%
600-5614-100	602-5614-110	Maint Well (below) \	\$ -	\$ -	\$ 3,631	\$ -	\$ 3,751	\$ -	\$ 3,751	\$ 3,751	100.0%
new	602-5614-115	Maint Well (below) C	\$ -	\$ -	\$ 76	\$ -	\$ 26	\$ -	\$ 26	\$ 26	100.0%
new	602-5614-131	Maint Well (below) F	\$ -	\$ -	\$ 278	\$ -	\$ 289	\$ -	\$ 289	\$ 289	100.0%
new	602-5614-132	Maint Well (below) \	\$ -	\$ -	\$ 241	\$ -	\$ 257	\$ -	\$ 257	\$ 257	100.0%
new	602-5614-160	Maint Well (below) t	\$ -	\$ -	\$ 560	\$ -	\$ 1,138	\$ -	\$ 1,138	\$ 1,138	100.0%
new	602-5614-161	Maint Well (below) L	\$ -	\$ -	\$ 5	\$ -	\$ 5	\$ -	\$ 5	\$ 5	100.0%
new	602-5614-162	Maint Well (below) I	\$ -	\$ -	\$ -	\$ -	\$ 21	\$ -	\$ 21	\$ 21	100.0%
new	602-5614-163	Maint Well (below) I	\$ -	\$ -	\$ 65	\$ -	\$ 53	\$ -	\$ 53	\$ 53	100.0%
new	602-5614-240	Maint Well (below) F	\$ 390	\$ 50,000	\$ 15,500	\$ 50,000	\$ 55,000	\$ -	\$ 55,000	\$ 5,000	10.0%
new	602-5614-350	Maint Wells below F	\$ 20	\$ 1,000	\$ 254	\$ 1,000	\$ 5,000	\$ -	\$ 5,000	\$ 4,000	400.0%
			\$ 104,211	\$ 135,089	\$ 74,058	\$ 139,930	\$ 195,211	\$ -	\$ 195,211	\$ 49,333	36.5%

City of Fitchburg  
 Utility Fund #602 - Water  
 2023 Operating Budget

Acct #	New Acct #	Account Name	2021	2022	06/2022	2022	2023	Revisions	2023	Budget	
			Actual	Adopted Budget	YTD Actual	Estimate	Budget Request	Thru Adoption	Adopted Budget	Budget Change	
600-5620-100	602-5620-110	Oper Sprvsn - Pumf	299	1,757	-	1,757	342	-	342	(1,415)	-80.5%
new	602-5620-131	Oper Sprvsn - Pumf	23	136	-	134	26	-	26	(110)	-80.9%
new	602-5620-132	Oper Sprvsn - Pumf	20	115	-	114	23	-	23	(92)	-80.0%
new	602-5620-135	Oper Sprvsn - Pumf	-	18	-	-	-	-	-	(18)	-100.0%
new	602-5620-160	Oper Sprvsn - Pumf	23	199	-	199	37	-	37	(162)	-81.4%
new	602-5620-161	Oper Sprvsn - Pumf	0	8	-	3	-	-	-	(8)	-100.0%
new	602-5620-162	Oper Sprvsn - Pumf	-	10	-	-	2	-	2	(8)	-80.0%
new	602-5620-163	Oper Sprvsn - Pumf	4	12	-	11	2	-	2	(10)	-83.3%
600-5623-100	602-5623-365	Power Purch for Pur	246,424	260,000	108,334	250,000	260,000	-	260,000	-	0.0%
600-5624-100	602-5624110	SCADA Alarm Wage	1,215	4,542	186	4,444	1,360	-	1,360	(3,182)	-70.1%
new	602-5624-115	SCADA Alarm OT	213	359	128	373	1,353	-	1,353	994	276.9%
new	602-5624-131	SCADA Alarm FICA	107	378	24	369	208	-	208	(170)	-45.0%
new	602-5624-132	SCADA Alarm WRS	96	321	20	313	185	-	185	(136)	-42.4%
new	602-5624-135	SCADA Alarm Long	-	39	-	2	2	-	2	(37)	-94.9%
new	602-5624-160	SCADA Alarm Hlth	216	723	46	723	313	-	313	(410)	-56.7%
new	602-5624-161	SCADA Alarm Life	3	20	0	7	4	-	4	(16)	-80.0%
new	602-5624-162	SCADA Alarm Disab	-	25	-	-	7	-	7	(18)	-72.0%
new	602-5624-163	SCADA Alarm Dent	16	45	5	43	19	-	19	(26)	-57.8%
new	602-5624-245	SCADA Alarm Comf	-	6,000	-	6,000	3,000	-	3,000	(3,000)	-50.0%
600-5626-100	602-5626-110	Misc Exp Wages	28	144	417	80	1,811	-	1,811	1,667	1157.6%
new	602-5626-120	Misc Exp PT/Seas	-	-	531	-	-	-	-	-	100.0%
new	602-5626-131	Misc Exp FICA	2	11	72	6	139	-	139	128	1163.6%
new	602-5626-132	Misc Exp WRS	2	9	26	5	123	-	123	114	1266.7%
new	602-5626-135	Misc Exp Longvty	-	-	-	1	-	-	-	-	100.0%
new	602-5626-160	Misc Exp Hlth	-	48	82	48	624	-	624	576	1200.0%
new	602-5626-161	Misc Exp Life	-	-	0	-	2	-	2	2	100.0%
new	602-5626-162	Misc Exp Disab	-	1	-	-	11	-	11	10	1000.0%
new	602-5626-163	Misc Exp Dental	1	3	7	3	39	-	39	36	1200.0%
new	602-5626-323	Misc Exp Protective	1,212	1,500	968	1,500	1,500	-	1,500	-	0.0%
new	602-5626-340	Misc Exp (MF exp 1,	735	1,200	637	1,200	1,200	-	1,200	-	0.0%
new	602-5626-350	Misc Exp Repair Ma	1,135	1,500	349	1,500	1,500	-	1,500	-	0.0%
600-5627-100	602-5627-922	Rents (Maint facility	10,000	10,000	5,000	10,000	10,000	-	10,000	-	0.0%
600-5630-100	602-5630-110	Maint Sprvsn - Pumf	166	1,485	34	1,485	231	-	231	(1,254)	-84.4%
new	602-5630-131	Maint Sprvsn - Pumf	13	115	3	114	18	-	18	(97)	-84.3%
new	602-5630-132	Maint Sprvsn - Pumf	11	97	2	97	16	-	16	(81)	-83.5%
new	602-5630-135	Maint Sprvsn - Pumf	-	15	-	-	-	-	-	(15)	-100.0%
new	602-5630-160	Maint Sprvsn - Pumf	8	168	4	168	25	-	25	(143)	-85.1%
new	602-5630-161	Maint Sprvsn - Pumf	0	7	0	2	-	-	-	(7)	-100.0%
new	602-5630-162	Maint Sprvsn - Pumf	-	8	-	-	1	-	1	(7)	-87.5%
new	602-5630-163	Maint Sprvsn - Pumf	1	10	1	10	1	-	1	(9)	-90.0%
new	602-5630-340	Maint Pump Oper St	418	500	35	500	500	-	500	-	0.0%
600-5631-100	602-5631-110	Maint Wellhs Boost	5,135	6,131	1,758	6,100	4,986	-	4,986	(1,145)	-18.7%
new	602-5631-115	Maint Wellhs Boost	243	338	-	338	1,702	-	1,702	1,364	403.6%
new	602-5631-120	Maint Wellhs Boost	-	3,075	374	3,075	5,307	-	5,307	2,232	72.6%
new	602-5631-131	Maint Wellhs Boost	402	732	160	728	918	-	918	186	25.4%
new	602-5631-132	Maint Wellhs Boost	363	422	114	419	455	-	455	33	7.8%
new	602-5631-135	Maint Wellhs Boost	-	25	-	8	-	-	-	(25)	-100.0%
new	602-5631-160	Maint Wellhs Boost	1,180	1,692	286	1,692	1,096	-	1,096	(596)	-35.2%
new	602-5631-161	Maint Wellhs Boost	7	17	2	9	10	-	10	(7)	-41.2%
new	602-5631-162	Maint Wellhs Boost	-	36	-	-	28	-	28	(8)	-22.2%
new	602-5631-163	Maint Wellhs Boost	81	68	27	106	68	-	68	-	0.0%
new	602-5631-240	Maint Wellhs Boost	4,755	23,000	344	23,000	13,000	-	13,000	(10,000)	-43.5%
new	602-5631-350	Maint-Wellhs, Boost	1,928	3,700	728	3,700	3,700	-	3,700	-	0.0%
600-5633-100	602-5633-110	Maint Pump Equip A	1,686	3,392	684	2,829	2,093	-	2,093	(1,299)	-38.3%
new	602-5633-131	Maint Pump Equip A	127	261	52	217	160	-	160	(101)	-38.7%
new	602-5633-132	Maint Pump Equip A	114	222	44	184	142	-	142	(80)	-36.0%
new	602-5633-135	Maint Pump Equip A	-	21	-	9	-	-	-	(21)	-100.0%
new	602-5633-160	Maint Pump Equip A	171	664	96	664	369	-	369	(295)	-44.4%
new	602-5633-161	Maint Pump Equip A	2	11	1	4	3	-	3	(8)	-72.7%
new	602-5633-162	Maint Pump Equip A	-	20	-	-	11	-	11	(9)	-45.0%
new	602-5633-163	Maint Pump Equip A	29	42	13	40	22	-	22	(20)	-47.6%
new	602-5633-240	Maint Pump Equip A	4,707	5,000	643	5,000	5,000	-	5,000	-	0.0%
new	602-5633-355	Maint Pump Above f	5,158	2,000	654	2,000	2,000	-	2,000	-	0.0%
			\$ 288,481	\$ 342,397	\$ 122,891	\$ 331,333	\$ 325,694	\$ -	\$ 325,694	\$ (16,703)	-4.9%

City of Fitchburg  
 Utility Fund #602 - Water  
 2023 Operating Budget

Acct #	New Acct #	Account Name	2021	2022	06/2022	2022	2023	Revisions	2023	Budget Change	
			Actual	Adopted Budget	YTD Actual	Estimate	Budget Request	Thru Adoption	Adopted Budget		
600-5640-100	602-5640-110	Maint Sprvsn Trtmt I	2,981	911	186	911	2,182	-	2,182	1,271	139.5%
new	602-5640-131	Maint Sprvsn Trtmt I	225	70	14	70	167	-	167	97	138.6%
new	602-5640-132	Maint Sprvsn Trtmt I	201	60	12	59	148	-	148	88	146.7%
new	602-5640-135	Maint Sprvsn Trtmt I	-	9	-	-	-	-	-	(9)	-100.0%
new	602-5640-160	Maint Sprvsn Trtmt I	329	103	23	103	234	-	234	131	127.2%
new	602-5640-161	Maint Sprvsn Trtmt I	2	4	0	1	3	-	3	(1)	-25.0%
new	602-5640-162	Maint Sprvsn Trtmt I	-	5	-	-	11	-	11	6	120.0%
new	602-5640-163	Maint Sprvsn Trtmt I	51	6	4	6	13	-	13	7	116.7%
600-5641-100	602-5641-340	Chemicals	67,651	72,000	30,668	72,000	80,000	-	80,000	8,000	11.1%
600-5642-100	602-5642-110	H2O Test, Fill Pump	12,437	17,103	4,614	14,015	12,032	-	12,032	(5,071)	-29.6%
new	602-5642-115	H2O Test, Fill Pump	220	278	-	242	69	-	69	(209)	-75.2%
new	602-5642-131	H2O Test, Fill Pump	945	1,336	348	1,094	926	-	926	(410)	-30.7%
new	602-5642-132	H2O Test, Fill Pump	843	1,135	299	929	823	-	823	(312)	-27.5%
new	602-5642-135	H2O Test, Fill Pump	-	84	-	40	-	-	-	(84)	-100.0%
new	602-5642-160	H2O Test, Fill Pump	3,158	4,055	575	4,805	2,632	-	2,632	(1,423)	-35.1%
new	602-5642-161	H2O Test, Fill Pump	13	47	6	17	17	-	17	(30)	-63.8%
new	602-5642-162	H2O Test, Fill Pump	-	101	-	-	67	-	67	(34)	-33.7%
new	602-5642-163	H2O Test, Fill Pump	270	263	90	251	163	-	163	(100)	-38.0%
new	602-5642-290	Water Testing	8,395	15,000	2,170	15,000	20,000	-	20,000	5,000	33.3%
600-5643-100	602-5643-340	Misc Expenses	319	6,000	-	6,000	1,000	-	1,000	(5,000)	-83.3%
600-5651-100	602-5651-240	Maint Wtr Trtmt Stru	-	50	-	50	50	-	50	-	0.0%
new	602-5651-350	Maint Rep Supp-Wtr	139	50	17	50	50	-	50	-	0.0%
600-5652-100	602-5652-110	Maint Wtr Trtmt Plar	8,118	5,181	2,112	5,024	9,904	-	9,904	4,723	91.2%
new	602-5652-115	Maint Wtr Trtmt Plar	-	36	-	43	54	-	54	18	50.0%
new	602-5652-131	Maint Wtr Trtmt Plar	609	399	159	389	762	-	762	363	91.0%
new	602-5652-132	Maint Wtr Trtmt Plar	548	339	137	330	677	-	677	338	99.7%
new	602-5652-135	Maint Wtr Trtmt Plar	-	3	-	12	-	-	-	(3)	-100.0%
new	602-5652-160	Maint Wtr Trtmt Plar	1,555	1,931	273	1,931	1,678	-	1,678	(253)	-13.1%
new	602-5652-161	Maint Wtr Trtmt Plar	7	5	3	7	14	-	14	9	180.0%
new	602-5652-162	Maint Wtr Trtmt Plar	-	32	-	-	53	-	53	21	65.6%
new	602-5652-163	Maint Wtr Trtmt Plar	135	73	40	122	101	-	101	28	38.4%
new	602-5652-240	Maint Wtr Trtmt Plar	-	500	-	500	500	-	500	-	0.0%
new	602-5652-350	Maint & Rep Supp-V	3,567	3,500	361	3,500	3,500	-	3,500	-	0.0%
new	602-5652-355	Maint Wtr Trtmt Equ	5,888	5,500	4,025	5,500	9,000	-	9,000	3,500	63.6%
			\$ 118,605	\$ 136,169	\$ 46,136	\$ 133,001	\$ 146,830	\$ -	\$ 146,830	\$ 10,661	7.8%

City of Fitchburg  
 Utility Fund #602 - Water  
 2023 Operating Budget

Acct #	New Acct #	Account Name	2022			2023		Revisions Thru Adoption	2023		Budget Change
			2021 Actual	Adopted Budget	06/2022 YTD Actual	2022 Estimate	Budget Request		Adopted Budget	Budget Change	
600-5660-100	602-5660-110	Oper Sprvsn & Eng	1,616	\$ 48	\$ 491	\$ 58	\$ 1,840	\$ -	\$ 1,840	\$ 1,792	3733.3%
new	602-5660-131	Oper Sprvsn & Eng	122	\$ 4	\$ 37	\$ 4	\$ 141	\$ -	\$ 141	\$ 137	3425.0%
new	602-5660-132	Oper Sprvsn & Eng	109	\$ 3	\$ 32	\$ 4	\$ 125	\$ -	\$ 125	\$ 122	4066.7%
new	602-5660-160	Oper Sprvsn & Eng	163	\$ 20	\$ 61	\$ 20	\$ 197	\$ -	\$ 197	\$ 177	885.0%
new	602-5660-161	Oper Sprvsn & Eng	1	\$ -	\$ 1	\$ -	\$ 3	\$ -	\$ 3	\$ 3	100.0%
new	602-5660-162	Oper Sprvsn & Eng	-	\$ -	\$ -	\$ -	\$ 9	\$ -	\$ 9	\$ 9	100.0%
new	602-5660-163	Oper Sprvsn & Eng	26	\$ -	\$ 10	\$ 1	\$ 11	\$ -	\$ 11	\$ 11	100.0%
600-5661-100	602-5661-110	Twr & Res, Insp & L	303	\$ 416	\$ -	\$ 416	\$ 191	\$ -	\$ 191	\$ (225)	-54.1%
new	602-5661-131	Twr & Res, Insp & L	23	\$ 32	\$ -	\$ 32	\$ 15	\$ -	\$ 15	\$ (17)	-53.1%
new	602-5661-132	Twr & Res, Insp & L	20	\$ 27	\$ -	\$ 27	\$ 13	\$ -	\$ 13	\$ (14)	-51.9%
new	602-5661-135	Twr & Res Insp & Lc	-	\$ 4	\$ -	\$ -	\$ -	\$ -	\$ -	\$ (4)	-100.0%
new	602-5661-160	Twr & Res, Insp & L	35	\$ 47	\$ -	\$ 47	\$ 20	\$ -	\$ 20	\$ (27)	-57.4%
new	602-5661-161	Twr & Res, Insp & L	1	\$ 2	\$ -	\$ 1	\$ -	\$ -	\$ -	\$ (2)	-100.0%
new	602-5661-162	Twr & Res, Insp & L	-	\$ 2	\$ -	\$ -	\$ 1	\$ -	\$ 1	\$ (1)	-50.0%
new	602-5661-163	Twr & Res, Insp & L	4	\$ 3	\$ -	\$ 3	\$ 1	\$ -	\$ 1	\$ (2)	-66.7%
600-5662-100	602-5662-110	Flushing - Mains & f	11,038	\$ 7,235	\$ 4,207	\$ 6,015	\$ 9,907	\$ -	\$ 9,907	\$ 2,672	36.9%
new	602-5662-115	Flushing - Mains & f	82	\$ -	\$ -	\$ -	\$ -	\$ -	\$ -	\$ -	100.0%
new	602-5662-120	Flushing - Mains & f	-	\$ 59	\$ -	\$ 59	\$ 70	\$ -	\$ 70	\$ 11	18.6%
new	602-5662-131	Flushing - Mains & f	825	\$ 559	\$ 312	\$ 466	\$ 763	\$ -	\$ 763	\$ 204	36.5%
new	602-5662-132	Flushing - Mains & f	743	\$ 471	\$ 273	\$ 392	\$ 674	\$ -	\$ 674	\$ 203	43.1%
new	602-5662-135	Flushing - Mains & f	-	\$ 14	\$ -	\$ 22	\$ -	\$ -	\$ -	\$ (14)	-100.0%
new	602-5662-160	Flushing - Mains & f	2,700	\$ 2,319	\$ 916	\$ 2,319	\$ 2,678	\$ -	\$ 2,678	\$ 359	15.5%
new	602-5662-161	Flushing - Mains & f	9	\$ 11	\$ 5	\$ 7	\$ 14	\$ -	\$ 14	\$ 3	27.3%
new	602-5662-162	Flushing - Mains & f	-	\$ 44	\$ -	\$ -	\$ 58	\$ -	\$ 58	\$ 14	31.8%
new	602-5662-163	Flushing - Mains & f	194	\$ 122	\$ 58	\$ 146	\$ 168	\$ -	\$ 168	\$ 46	37.7%
new	602-5662-340	Mains - Flushing Ma	-	\$ 1,000	\$ -	\$ 1,000	\$ 1,000	\$ -	\$ 1,000	\$ -	0.0%
600-5663-100	602-5663-110	Replace Meters Wa	3,367	\$ 5,604	\$ 4,717	\$ 3,588	\$ 5,407	\$ -	\$ 5,407	\$ (197)	-3.5%
new	602-5663-131	Replace Meters FIC	252	\$ 429	\$ 355	\$ 277	\$ 414	\$ -	\$ 414	\$ (15)	-3.5%
new	602-5663-132	Replace Meters WR	228	\$ 364	\$ 304	\$ 235	\$ 368	\$ -	\$ 368	\$ 4	1.1%
new	602-5663-135	Replace Meters Lon	-	\$ 3	\$ -	\$ 27	\$ -	\$ -	\$ -	\$ (3)	-100.0%
new	602-5663-160	Replace Meters Hlth	740	\$ 1,901	\$ 706	\$ 1,901	\$ 895	\$ -	\$ 895	\$ (1,006)	-52.9%
new	602-5663-161	Replace Meters Life	3	\$ 6	\$ 6	\$ 3	\$ 7	\$ -	\$ 7	\$ 1	16.7%
new	602-5663-162	Replace Meters Disr	-	\$ 35	\$ -	\$ -	\$ 29	\$ -	\$ 29	\$ (6)	-17.1%
new	602-5663-163	Replace Meters Der	80	\$ 127	\$ 92	\$ 121	\$ 54	\$ -	\$ 54	\$ (73)	-57.5%
600-5664-100	602-5664-110	Customer Inquiries \	2,407	\$ 5,434	\$ 397	\$ 5,251	\$ 2,194	\$ -	\$ 2,194	\$ (3,240)	-59.6%
new	602-5664-115	Customer Inquiries C	90	\$ 24	\$ -	\$ 28	\$ 76	\$ -	\$ 76	\$ 52	216.7%
new	602-5664-131	Customer Inquiries f	185	\$ 421	\$ 30	\$ 404	\$ 174	\$ -	\$ 174	\$ (247)	-58.7%
new	602-5664-132	Customer Inquiries \	165	\$ 358	\$ 25	\$ 343	\$ 154	\$ -	\$ 154	\$ (204)	-57.0%
new	602-5664-135	Customer Inquiries l	-	\$ 46	\$ -	\$ 1	\$ -	\$ -	\$ -	\$ (46)	-100.0%
new	602-5664-160	Customer Inquiries l	658	\$ 847	\$ 103	\$ 847	\$ 525	\$ -	\$ 525	\$ (322)	-38.0%
new	602-5664-161	Customer Inquiries l	4	\$ 22	\$ 0	\$ 7	\$ 3	\$ -	\$ 3	\$ (19)	-86.4%
new	602-5664-162	Customer Inquiries l	-	\$ 31	\$ -	\$ -	\$ 12	\$ -	\$ 12	\$ (19)	-61.3%
new	602-5664-163	Customer Inquiries l	50	\$ 53	\$ 8	\$ 50	\$ 33	\$ -	\$ 33	\$ (20)	-37.7%
600-5665-100	602-5665-110	Locates, GIS Wage	58,251	\$ 60,615	\$ 26,452	\$ 58,405	\$ 64,879	\$ -	\$ 64,879	\$ 4,264	7.0%
new	602-5665-115	Locates, GIS OT	207	\$ 609	\$ 117	\$ 651	\$ 769	\$ -	\$ 769	\$ 160	26.3%
new	602-5665-131	Locates, GIS FICA	4,294	\$ 4,684	\$ 1,924	\$ 4,521	\$ 5,022	\$ -	\$ 5,022	\$ 338	7.2%
new	602-5665-132	Locates, GIS WRS	3,937	\$ 3,980	\$ 1,724	\$ 3,842	\$ 4,464	\$ -	\$ 4,464	\$ 484	12.2%
new	602-5665-135	Locates, GIS Longvi	-	\$ 7	\$ -	\$ 47	\$ 2	\$ -	\$ 2	\$ (5)	-71.4%
new	602-5665-160	Locates, GIS Hlth	20,860	\$ 22,732	\$ 10,153	\$ 23,333	\$ 23,546	\$ -	\$ 23,546	\$ 814	3.6%
new	602-5665-161	Locates, GIS Life	150	\$ 140	\$ 77	\$ 140	\$ 148	\$ -	\$ 148	\$ 8	5.7%
new	602-5665-162	Locates, GIS Disab	-	\$ 375	\$ -	\$ -	\$ 400	\$ -	\$ 400	\$ 25	6.7%
new	602-5665-163	Locates, GIS Dental	1,352	\$ 1,435	\$ 651	\$ 1,444	\$ 1,475	\$ -	\$ 1,475	\$ 40	2.8%
new	602-5665-323	Uniform & Protective	-	\$ 1,000	\$ -	\$ 1,000	\$ 1,000	\$ -	\$ 1,000	\$ -	0.0%
new	602-5665-340	Maint Facility Exp (1	735	\$ 1,200	\$ 533	\$ 1,200	\$ 1,200	\$ -	\$ 1,200	\$ -	0.0%
600-5666-100	602-5666-922	Rents - Maint. Facili	10,000	\$ 10,000	\$ 5,000	\$ 10,000	\$ 10,000	\$ -	\$ 10,000	\$ -	0.0%
600-5667-100	602-5670-110	Maint Supervision &	1,789	\$ 294	\$ 186	\$ 294	\$ 1,569	\$ -	\$ 1,569	\$ 1,275	433.7%
new	602-5670-131	Maint Sprvsn & Eng	136	\$ 23	\$ 14	\$ 22	\$ 120	\$ -	\$ 120	\$ 97	421.7%
new	602-5670-132	Maint Sprvsn & Eng	120	\$ 19	\$ 12	\$ 19	\$ 107	\$ -	\$ 107	\$ 88	463.2%
new	602-5670-135	Maint Sprvsn & Eng	-	\$ 3	\$ -	\$ -	\$ -	\$ -	\$ -	\$ (3)	-100.0%
new	602-5670-160	Maint Sprvsn & Eng	109	\$ 33	\$ 23	\$ 33	\$ 168	\$ -	\$ 168	\$ 135	409.1%
new	602-5670-161	Maint Sprvsn & Eng	1	\$ 1	\$ 0	\$ -	\$ 2	\$ -	\$ 2	\$ 1	100.0%
new	602-5670-162	Maint Sprvsn & Eng	-	\$ 2	\$ -	\$ -	\$ 8	\$ -	\$ 8	\$ 6	300.0%
new	602-5670-163	Maint Sprvsn & Eng	16	\$ 2	\$ 4	\$ 2	\$ 9	\$ -	\$ 9	\$ 7	350.0%
600-5671-100	602-5671-110	Maint Struct & Imprv	3,947	\$ 9,264	\$ 149	\$ 9,100	\$ 3,632	\$ -	\$ 3,632	\$ (5,632)	-60.8%
new	602-5671-115	Maint Struct & Imprv	-	\$ 276	\$ -	\$ 281	\$ 299	\$ -	\$ 299	\$ 23	8.3%
new	602-5671-131	Maint Struct & Imprv	293	\$ 730	\$ 11	\$ 718	\$ 301	\$ -	\$ 301	\$ (429)	-58.8%
new	602-5671-132	Maint Struct & Imprv	266	\$ 620	\$ 10	\$ 610	\$ 267	\$ -	\$ 267	\$ (353)	-56.9%
new	602-5671-135	Maint Struct & Imprv	-	\$ -	\$ -	\$ 10	\$ -	\$ -	\$ -	\$ -	100.0%
new	602-5671-160	Maint Struct & Imprv	1,432	\$ 3,699	\$ 27	\$ 3,699	\$ 1,331	\$ -	\$ 1,331	\$ (2,368)	-64.0%
new	602-5671-161	Maint Struct & Imprv	3	\$ 9	\$ 0	\$ 13	\$ 6	\$ -	\$ 6	\$ (3)	-33.3%
new	602-5671-162	Maint Struct & Imprv	-	\$ 57	\$ -	\$ -	\$ 23	\$ -	\$ 23	\$ (34)	-59.6%
new	602-5671-163	Maint Struct & Imprv	58	\$ 160	\$ 2	\$ 235	\$ 85	\$ -	\$ 85	\$ (75)	-46.9%
new	602-5671-240	Struc & Imp-Rep by	2,225	\$ 1,000	\$ 713	\$ 1,000	\$ 6,000	\$ -	\$ 6,000	\$ 5,000	500.0%
new	602-5671-350	Struc & Imprv-Repa	-	\$ 1,000	\$ 4	\$ 1,000	\$ 1,000	\$ -	\$ 1,000	\$ -	0.0%
600-5672-100	602-5672-110	Maint Twr & Resrv V	1,472	\$ 4,440	\$ 755	\$ 3,976	\$ 3,100	\$ -	\$ 3,100	\$ (1,340)	-30.2%
new	602-5672-115	Maint Twr & Resrv C	-	\$ 217	\$ -	\$ 218	\$ 1,047	\$ -	\$ 1,047	\$ 830	382.5%
new	602-5672-131	Maint Twr & Resrv F	111	\$ 358	\$ 56	\$ 321	\$ 317	\$ -	\$ 317	\$ (41)	-11.5%
new	602-5672-132	Maint Twr & Resrv V	99	\$ 304	\$ 49	\$ 273	\$ 282	\$ -	\$ 282	\$ (22)	-7.2%
new	602-5672-135	Maint Twr & Resrv L	-	\$ 20	\$ -	\$ 8	\$ -	\$ -	\$ -	\$ (20)	-100.0%
new	602-5672-160	Maint Twr & Resrv f	234	\$ 1,131	\$ 258	\$ 1,131	\$ 1,123	\$ -	\$ 1,123	\$ (8)	-0.7%
new	602-5672-161	Maint Twr & Resrv L	2	\$ 13	\$ 1	\$ 5	\$ 5	\$ -	\$ 5	\$ (8)	-61.5%
new	602-5672-162	Maint Twr & Resrv C	-	\$ 26	\$ -	\$ -	\$ 19	\$ -	\$ 19	\$ (7)	-26.9%
new	602-5672-163	Maint Twr & Resrv C	22	\$ 62	\$ 16	\$ 70	\$ 71	\$ -	\$ 71	\$ 9	14.5%
new	602-5672-240	Maint Twr & Resrv-F	1,041	\$ 4,500	\$ -	\$ 17,144	\$ 16,500	\$ -	\$ 16,500	\$ 12,000	266.7%
new	602-5672-350	Twr & Resrv Rep & :	167	\$ 1,200	\$ 731	\$ 1,000	\$ 1,000	\$ -	\$ 1,000	\$ (200)	-16.7%
600-5673-100	602-5673-110	Maint of Mains Wag	9,544	\$ 15,772	\$ 1,097	\$ 15,007	\$ 11,391	\$ -	\$ 11,391	\$ (4,381)	-27.8%
new	602-5673-115	Maint of Mains OT	2,559	\$ 10,222	\$ 93	\$ 10,131	\$ 3,413	\$ -	\$ 3,413	\$ (6,809)	-66.6%
new	602-5673-120	Maint of Mains PT/S	-	\$ 23	\$ -	\$ 23	\$ 28	\$ -	\$ 28	\$ 5	21.7%
new	602-5673-131	Maint of Mains FICA	905	\$ 1,998	\$ 89	\$ 1,927	\$ 1,135	\$ -	\$ 1,135	\$ (863)	-43.2%
new	602-5673-132	Maint of Mains WRE	815	\$ 1,697	\$ 77	\$ 1,636	\$ 1,007	\$ -	\$ 1,007	\$ (690)	-40.7%
new	602-5673-135	Maint of Mains Long	-	\$ 107	\$ -	\$ 24	\$ 7	\$ -	\$ 7	\$ (100)	-93.5%
new	602-5673-160	Maint of Mains Hlth	2,984	\$ 3,160	\$ 234	\$ 5,859	\$ 3,926	\$ -	\$ 3,926	\$ 766	24.2%
new	602-5673-161	Maint of Mains Life	20	\$ 94	\$ 1	\$ 43	\$ 26	\$ -	\$ 26	\$ (68)	-72.3%
new	602-5673-162	Maint of Mains Disal									

City of Fitchburg  
 Utility Fund #602 - Water  
 2023 Operating Budget

Acct #	New Acct #	Account Name	2021	2022	06/2022	2022	2023	Revisions	2023	Budget	
			Actual	Adopted Budget	YTD Actual	Estimate	Budget Request	Thru Adoption	Adopted Budget	Budget Change	
600-5675-100	602-5675-110	Maint of Services W	14,634	6,100	6,795	5,495	5,329	-	5,329	(771)	-12.6%
new	602-5675-115	Maint of Services O	1,040	24	-	28	340	-	340	316	1316.7%
new	602-5675-131	Maint of Services FI	491	469	173	423	434	-	434	(35)	-7.5%
new	602-5675-132	Maint of Services W	447	399	150	359	385	-	385	(14)	-3.5%
new	602-5675-135	Maint of Services Lc	-	13	-	7	-	-	-	(13)	-100.0%
new	602-5675-160	Maint of Services HI	2,068	2,036	446	2,036	1,391	-	1,391	(645)	-31.7%
new	602-5675-161	Maint of Services Lil	7	10	3	6	9	-	9	(1)	-10.0%
new	602-5675-162	Maint of Services Di	-	37	-	-	30	-	30	(7)	-18.9%
new	602-5675-163	Maint of Services De	120	111	41	128	87	-	87	(24)	-21.6%
new	602-5675-240	Maint & Repair Svcs	12,151	20,000	11,302	20,000	40,000	-	40,000	20,000	100.0%
new	602-5675-340	Oper Matl & Supplie	5,206	3,000	1,268	3,000	5,000	-	5,000	2,000	66.7%
new	602-5675-350	Repair & Maint Supr	1,852	2,000	2,892	3,000	3,500	-	3,500	1,500	75.0%
600-5676-100	602-5676-110	Maint of Meters Wat	7,718	6,889	2,630	6,343	3,136	-	3,136	(3,753)	-54.5%
new	602-5676-115	Maint of Meters OT	32	-	-	-	-	-	-	-	100.0%
new	602-5676-131	Maint of Meters FIC	577	528	203	486	240	-	240	(288)	-54.5%
new	602-5676-132	Maint of Meters WR	523	449	179	413	213	-	213	(236)	-52.6%
new	602-5676-135	Maint of Meters Lon	-	13	-	15	-	-	-	(13)	-100.0%
new	602-5676-160	Maint of Meters Hlth	2,425	2,290	724	2,290	1,207	-	1,207	(1,083)	-47.3%
new	602-5676-161	Maint of Meters Life	6	11	3	8	4	-	4	(7)	-63.6%
new	602-5676-162	Maint of Meters Disc	-	42	-	-	19	-	19	(23)	-54.8%
new	602-5676-163	Maint of Meters Den	103	103	44	144	77	-	77	(26)	-25.2%
new	602-5676-240	Maint & Repair Mete	4,315	5,000	15,655	15,655	40,000	-	40,000	35,000	700.0%
new	602-5676-350	Repair & Maint Supr	8,039	10,000	3,250	10,000	10,000	-	10,000	-	0.0%
600-5677-100	602-5677-110	Maint of Hydrants W	6,816	7,900	2,024	7,738	6,651	-	6,651	(1,249)	-15.8%
new	602-5677-115	Maint of Hydrants O	140	6	-	7	9	-	9	3	50.0%
new	602-5677-120	Maint of Hydrants P	-	3,193	1,135	3,193	5,446	-	5,446	2,253	70.6%
new	602-5677-131	Maint of Hydrants FI	519	851	245	837	926	-	926	75	8.8%
new	602-5677-132	Maint of Hydrants W	469	515	136	504	453	-	453	(62)	-12.0%
new	602-5677-135	Maint of Hydrants Lc	-	24	-	8	-	-	-	(24)	-100.0%
new	602-5677-160	Maint of Hydrants H	1,881	2,441	431	2,441	2,006	-	2,006	(435)	-17.8%
new	602-5677-161	Maint of Hydrants Li	6	16	2	10	8	-	8	(8)	-50.0%
new	602-5677-162	Maint of Hydrants D	-	47	-	-	39	-	39	(8)	-17.0%
new	602-5677-163	Maint of Hydrants D	103	108	35	153	126	-	126	18	16.7%
new	602-5677-240	Maint of Hydrants-bj	-	12,000	-	50,000	12,000	-	12,000	-	0.0%
new	602-5677-350	Repair & Maint Supr	3,798	5,500	365	5,500	9,000	-	9,000	3,500	63.6%
600-5678-100	602-5678-110	Maint of Misc Plant I	8,726	13,629	1,375	10,504	8,445	-	8,445	(5,184)	-38.0%
new	602-5678-115	Maint of Misc Plant I	-	-	43	-	-	-	-	-	100.0%
new	602-5678-131	Maint of Misc Plant I	648	1,044	106	806	646	-	646	(398)	-38.1%
new	602-5678-132	Maint of Misc Plant I	586	887	92	685	574	-	574	(313)	-35.3%
new	602-5678-135	Maint of Misc Plant Lc	-	19	-	27	-	-	-	(19)	-100.0%
new	602-5678-160	Maint of Misc Plant I	2,795	4,664	248	4,664	3,182	-	3,182	(1,482)	-31.8%
new	602-5678-161	Maint of Misc Plant I	7	19	1	10	10	-	10	(9)	-47.4%
new	602-5678-162	Maint of Misc Plant I	-	83	-	-	52	-	52	(31)	-37.3%
new	602-5678-163	Maint of Misc Plant I	215	310	17	295	202	-	202	(108)	-34.8%
new	602-5678-240	Maint of Misc Plant-l	951	84,000	-	1,000	109,000	-	109,000	25,000	29.8%
new	602-5678-350	Maint & Rep Supp Iv	141	500	-	500	500	-	500	-	0.0%
new	602-5678-355	Maint of Misc Plant I	-	500	-	500	500	-	500	-	0.0%
			<b>288,642</b>	<b>465,497</b>	<b>124,967</b>	<b>433,947</b>	<b>546,900</b>	<b>-</b>	<b>546,900</b>	<b>81,403</b>	<b>17.5%</b>
600-5901-100	602-5901-110	Oper Cust Supervsr	282	502	135	502	462	-	462	(40)	-8.0%
new	602-5901-131	Oper Cust Supervsr	21	39	10	38	35	-	35	(4)	-10.3%
new	602-5901-132	Oper Cust Supervsr	19	33	9	33	31	-	31	(2)	-6.1%
new	602-5901-135	Oper Cust Supervsr	-	5	-	-	-	-	-	(5)	-100.0%
new	602-5901-160	Oper Cust Supervsr	35	57	17	57	49	-	49	(8)	-14.0%
new	602-5901-161	Oper Cust Supervsr	0	2	0	1	1	-	1	(1)	-50.0%
new	602-5901-162	Oper Cust Supervsr	-	3	-	-	2	-	2	(1)	-33.3%
new	602-5901-163	Oper Cust Supervsr	6	3	3	3	3	-	3	-	0.0%
600-5902-100	602-5902-110	Meter Read Wages	187	1,586	64	1,267	889	-	889	(697)	-43.9%
new	602-5902-131	Meter Read FICA	14	122	5	97	68	-	68	(54)	-44.3%
new	602-5902-132	Meter Read WRS	13	104	4	83	60	-	60	(44)	-42.3%
new	602-5902-135	Meter Read Longvty	-	9	-	5	-	-	-	(9)	-100.0%
new	602-5902-160	Meter Read Hlth	34	338	13	338	352	-	352	14	4.1%
new	602-5902-161	Meter Read Life	0	5	0	2	1	-	1	(4)	-80.0%
new	602-5902-162	Meter Read Disab	-	9	-	-	6	-	6	(3)	-33.3%
new	602-5902-163	Meter Read Dental	2	22	1	21	22	-	22	-	0.0%
600-5903-100	602-5903-110	Cust Rec/Collection:	46,963	46,357	27,551	46,358	50,758	-	50,758	4,401	9.5%
new	602-5903-115	Cust Rec/Collection:	299	100	(136)	143	164	-	164	64	64.0%
new	602-5903-120	Cust Rec/Collection:	526	1,680	-	1,680	1,800	-	1,800	120	7.1%
new	602-5903-131	Cust Rec/Collection:	3,919	3,718	1,926	3,721	4,050	-	4,050	332	8.9%
new	602-5903-132	Cust Rec/Collection:	3,219	3,050	1,554	3,053	3,477	-	3,477	427	14.0%
new	602-5903-135	Cust Rec/Collection:	203	463	215	463	213	-	213	(250)	-54.0%
new	602-5903-160	Cust Rec/Collection:	14,574	14,660	8,736	14,660	15,421	-	15,421	761	5.2%
new	602-5903-161	Cust Rec/Collection:	113	102	70	102	162	-	162	60	58.8%
new	602-5903-162	Cust Rec/Collection:	-	250	-	-	268	-	268	18	7.2%
new	602-5903-163	Cust Rec/Collection:	999	978	557	932	979	-	979	1	0.1%
600-5905-100	602-5905-310	Office Supp/Postage	6,552	6,500	2,984	6,500	6,800	-	6,800	300	4.6%
600-5906-100	602-5906-310	Cust Svc:Info Off Su	-	500	-	500	500	-	500	-	0.0%
			<b>77,980</b>	<b>81,197</b>	<b>43,717</b>	<b>80,559</b>	<b>86,573</b>	<b>-</b>	<b>86,573</b>	<b>5,376</b>	<b>6.6%</b>

City of Fitchburg  
 Utility Fund #602 - Water  
 2023 Operating Budget

Acct #	New Acct #	Account Name	2021	2022	06/2022	2022	2023	Revisions	2023	Budget Change	
			Actual	Adopted Budget	YTD Actual	Estimate	Budget Request	Thru Adoption	Adopted Budget		
600-5920-100	602-5920-110	Admin & Gen Salaris	98,819	\$ 128,699	\$ 55,072	\$ 118,918	\$ 137,340	\$ 28,715	\$ 166,055	\$ 37,356	29.0%
new	602-5920-115	Admin & Gen Salaris	577	-	183	-	-	1,491	1,491	1,491	100.0%
new	602-5920-120	Admin & Gen Salaris	5,429	12,100	197	12,100	14,269	-	14,269	2,169	17.9%
600-5920-131	602-5920-131	Admin & Gen Salaris	8,278	10,811	4,137	10,062	11,639	2,312	13,951	3,140	29.0%
new	602-5920-132	Admin & Gen Salaris	7,042	7,926	3,210	7,290	8,785	2,054	10,839	2,913	36.8%
new	602-5920-135	Admin & Gen Longv	-	516	634	516	540	-	540	24	4.7%
new	602-5920-140	BPW per diem	675	-	-	-	-	-	-	-	100.0%
new	602-5920-160	Admin & Gen Salaris	22,678	26,277	12,978	24,595	27,267	10,481	37,748	11,471	43.7%
new	602-5920-161	Admin & Gen Salaris	163	227	91	214	263	44	307	80	35.2%
new	602-5920-162	Admin & Gen Salaris	-	580	-	-	584	187	771	191	32.9%
new	602-5920-163	Admin & Gen Salaris	1,489	1,752	824	1,642	1,729	666	2,395	643	36.7%
600-5137-185	602-5920-185	FSA Admin Fees	-	100	-	100	100	-	100	-	0.0%
600-5921-100	602-5921-245	Computer Related E	65,015	75,250	8,614	54,870	52,500	-	52,500	(22,750)	-30.2%
600-5921-101	602-5921-310	Office Supplies & Ex	1,431	5,017	517	5,000	5,000	-	5,000	(17)	-0.3%
new	602-5921-505	LEASE/RENTAL CC	-	-	-	-	760	-	760	760	100.0%
new	602-5921-570	IT OPERATING ISF	33,205	42,564	21,666	42,948	48,116	5,149	53,265	10,701	25.1%
new	602-5921-573	IT CAPITAL ISF ALL	2,780	2,795	1,398	2,795	2,725	-	2,725	(70)	-2.5%
600-5923-100	602-5923-210	Professional Service	8,271	90,000	12,291	98,559	90,300	-	90,300	300	0.3%
new	602-5923-213	Permits & Fees	45	-	-	50	100	-	100	100	100.0%
new	602-5923-290	Outside Services Er	608	2,920	761	2,920	2,550	80	2,630	(290)	-9.9%
new	602-5924-572	INSURANCE ISF AL	9,415	9,835	4,917	9,835	10,710	-	10,710	875	8.9%
new	602-5925-572	INSURANCE ISF AL	27,960	30,198	15,099	30,198	30,365	953	31,318	1,120	3.7%
new	602-5926-110	Paid Time Off	39,787	49,617	33,554	45,215	62,009	-	62,009	12,392	25.0%
new	602-5926-131	PTO FICA/Med	4,473	3,811	3,476	3,473	4,750	-	4,750	939	24.6%
new	602-5926-132	PTO WRS	2,672	3,238	1,393	2,951	4,222	-	4,222	984	30.4%
600-5926-133	602-5926-133	EOY GASB 68 PEN	(50,805)	-	-	-	-	-	-	-	100.0%
new	602-5926-135	Benefits Longvty	-	193	405	180	78	-	78	(115)	-59.6%
new	602-5926-160	Health Insurance	10,787	14,416	7,085	14,653	17,457	-	17,457	3,041	21.1%
new	602-5926-161	Life Insurance	72	101	40	72	106	-	106	5	5.0%
new	602-5926-162	Disability Insurance	-	280	-	-	336	-	336	56	20.0%
new	602-5926-163	Dental Insurance	765	898	514	936	1,100	-	1,100	202	22.5%
new	602-5926-323	Uniforms	2,186	2,616	1,176	2,616	2,500	900	3,400	784	30.0%
600-5928-100	602-5928-210	Reg Comm Exp	128	-	-	-	7,500	-	7,500	7,500	100.0%
600-5930-100	602-5930-110	Misc Gen Wages	12,166	16,388	11,475	15,393	26,303	-	26,303	9,915	60.5%
new	602-5930-115	Misc Gen OT	127	182	93	168	524	-	524	342	187.9%
new	602-5930-131	Misc Gen FICA	904	1,274	860	1,197	2,059	-	2,059	785	61.6%
new	602-5930-132	Misc Gen WRS	820	1,082	751	1,017	1,830	-	1,830	748	69.1%
new	602-5930-135	Misc Gen Longvty	-	83	-	81	82	-	82	(1)	-1.2%
new	602-5930-160	Misc Gen Hlth	4,708	5,033	3,388	5,882	8,905	-	8,905	3,872	76.9%
new	602-5930-161	Misc Gen Life	18	27	11	25	39	-	39	12	44.4%
new	602-5930-162	Misc Gen Disab	-	91	-	-	148	-	148	57	62.6%
new	602-5930-163	Misc Gen Dental	291	310	224	315	502	-	502	192	61.9%
new	602-5930-250	Misc Gen Public No	401	500	-	500	500	-	500	-	0.0%
new	602-5930-320	Publications Dues S	2,187	2,642	1,693	2,650	3,250	-	3,250	608	23.0%
new	602-5930-325	Training & Staff Dev	4,307	6,765	485	6,765	11,600	125	11,725	4,960	73.3%
new	602-5930-330	Vehicle Use Reimb	678	500	71	500	500	-	500	-	0.0%
new	602-5930-365	Utilities	987	1,160	286	1,160	1,200	-	1,200	40	3.4%
new	602-5930-389	Admin Fees	56,800	59,100	29,550	59,100	64,200	-	64,200	5,100	8.6%
new	602-5930-350	Misc Gen Rep & Ma	5,715	9,000	-	9,000	9,000	-	9,000	-	0.0%
new	602-5931-922	Rents (Office City H	11,700	11,700	5,834	11,700	11,700	-	11,700	-	0.0%
600-5932-100	602-5932-110	Gen Plant Maint Wa	6,423	14,384	1,256	14,794	7,426	-	7,426	(6,958)	-48.4%
new	602-5932-115	Gen Plant Maint OT	152	24	-	28	36	-	36	12	50.0%
new	602-5932-131	Gen Plant Maint FIC	487	1,104	94	1,136	572	-	572	(532)	-48.2%
new	602-5932-132	Gen Plant Maint WF	444	938	75	965	508	-	508	(430)	-45.8%
new	602-5932-135	Gen Plant Maint Lor	-	21	-	26	15	-	15	(6)	-28.6%
new	602-5932-160	Gen Plant Maint Hlth	2,411	5,100	218	5,100	2,192	-	2,192	(2,908)	-57.0%
new	602-5932-161	Gen Plant Maint Life	5	15	1	19	8	-	8	(7)	-46.7%
new	602-5932-162	Gen Plant Maint Dis	-	89	-	-	44	-	44	(45)	-50.6%
new	602-5932-163	Gen Plant Maint Der	98	198	17	322	137	-	137	(61)	-30.8%
600-5932-100	602-5932-335	Maint of Gen Plant \	7,133	9,000	692	9,000	2,000	-	2,000	(7,000)	-77.8%
new	602-5932-397	GASOLINE/DIESEL	-	-	3,724	7,000	8,000	-	8,000	8,000	100.0%
			\$ 422,907	\$ 669,447	\$ 251,030	\$ 646,551	\$ 708,980	\$ 53,157	\$ 762,137	\$ 92,690	13.8%
			\$ 2,922,626	\$ 3,341,796	\$ 662,798	\$ 3,340,321	\$ 3,585,188	\$ 53,157	\$ 3,638,345	\$ 285,760	8.6%
			\$ 3,137,807	\$ 590,884	\$ 1,579,165	\$ 919,742	\$ 370,522	\$ (63,157)	\$ 317,365	\$ (262,730)	

Acct #	Adopted Budget	As of 6/30/2022	2022 Estimate	2023 Budget Request	Revisions Thru Adoption	2023 Adopted Budget
602-5742-014	#2014	GIS	\$ 1,500	\$ -	\$ 1,500	\$ 1,500
602-5742-016	#2016	GPS	\$ 7,500	\$ -	\$ 11,550	\$ -
602-5743-101	#3101	PW Equipment	\$ 14,750	\$ -	\$ 45,000	\$ -
602-5743-319	#3319	Resurfacing	\$ 50,000	\$ -	\$ 50,000	\$ 35,000
602-5743-368	#3368	Syene McCoy to Lacy	\$ -	\$ 5	\$ 15,000	\$ -
602-5743-481	#3481	McKee Rd	\$ -	\$ -	\$ 53,260	\$ -
602-10747	#3488	Fish Hatchery Rd Resurface	\$ -	\$ -	\$ -	\$ -
602-5743-492	#3492	CWIP-Fitchrona Lacy-Nesbitt	\$ -	\$ -	\$ 5,000	\$ 5,000
602-5743-494	#3494	Lacy Rd (Fitchrona-Seminole)	\$ -	\$ -	\$ -	\$ -
602-5744-518	#4518	Well 12 & Pumphouse	\$ -	\$ -	\$ 304,000	\$ 304,000
602-5744-524	#4524	Greenfield WM	\$ -	\$ 12,866	\$ 13,100	\$ -
602-5744-532	#4532	Water Tower D	\$ -	\$ -	\$ -	\$ -
602-5744-598	#4598	CWIP-Equipment Replace	\$ -	\$ -	\$ 137,250	\$ 137,250
602-5744-625	#4625	Water Tower F	\$ -	\$ -	\$ -	\$ -
602-10727	#4630	Verona Rd Relocates	\$ -	\$ -	\$ -	\$ -
602-10744	#4631	NE WM Ext	\$ -	\$ -	\$ 119,340	\$ -
602-5744-632	#4632	WM Oversizing	\$ 87,418	\$ -	\$ 87,500	\$ 90,040
602-5744-633	#4633	Well Maintenance	\$ 240,000	\$ 52,739	\$ 123,500	\$ -
602-5744-801	#4801	McKee Water Main Replace	\$ -	\$ -	\$ -	\$ -
602-5744-803	#4803	Tower Hill WM Replacement	\$ 90,000	\$ -	\$ -	\$ 2,000
602-5744-804	#4804	Belmar WM Replacement	\$ 20,000	\$ -	\$ -	\$ 430,000
602-5744-805	#4805	CWIP-Water Meters & Radios	\$ -	\$ -	\$ 30,000	\$ 150,000
			\$ 511,168	\$ 65,610	\$ 549,750	\$ 1,154,790

City of Fitchburg  
Utility Fund #603 - Sewer  
2023 Operating Budget

Acct #	New Acct #	Account Name	2021 Actual	2022 Adopted Budget	06/2022 YTD Actual	2022 Estimate	2023 Budget Request	Revisions Thru Adoption	2023 Adopted Budget	Budget Change	
600-4419-000	603-4419-000	Interest Income	\$ 2,465	\$ 10,000	\$ 2,452	\$ 5,000	\$ 4,000	\$ -	\$ 4,000	\$ (6,000)	-60.0%
600-4421-200	603-4421-000	CIAC-Sewer	\$ 936,755	\$ 350,000	\$ 1,541,054	\$ 1,500,000	\$ 350,000	\$ -	\$ 350,000	\$ -	0.0%
600-4421-200	603-4421-001	CIAC - From City-Sewer	\$ 406,334	\$ -	\$ -	\$ -	\$ -	\$ -	\$ -	\$ -	100.0%
600-4621-201	603-4621-001	Unmetered - Residential	\$ 9,893	\$ 10,500	\$ 5,032	\$ 10,500	\$ 11,000	\$ -	\$ 11,000	\$ 500	4.8%
600-4621-202	603-4621-002	Unmetered - Commercial	\$ 742	\$ 780	\$ 368	\$ 780	\$ 780	\$ -	\$ 780	\$ -	0.0%
New	603-4621-005	Unmetered - Lift Sta #1 Zone	\$ 3,125	\$ 2,800	\$ 2,277	\$ 3,800	\$ 4,200	\$ -	\$ 4,200	\$ 1,400	50.0%
600-4622-200	603-4622-000	Metered - Residential	\$ 1,709,283	\$ 1,785,000	\$ 889,559	\$ 1,785,000	\$ 1,883,700	\$ -	\$ 1,883,700	\$ 98,700	5.5%
600-4622-201	603-4622-001	Metered - Commercial	\$ 393,950	\$ 365,400	\$ 204,336	\$ 400,000	\$ 434,000	\$ -	\$ 434,000	\$ 68,600	18.8%
600-4622-202	603-4622-002	Metered - Industrial	\$ 231,418	\$ 273,000	\$ 96,717	\$ 248,000	\$ 270,000	\$ -	\$ 270,000	\$ (3,000)	-1.1%
600-4622-203	603-4622-003	Metered - Public Authority	\$ 16,959	\$ 16,800	\$ 10,548	\$ 16,800	\$ 17,500	\$ -	\$ 17,500	\$ 700	4.2%
600-4622-204	603-4622-004	Metered - MF Residential	\$ 903,697	\$ 976,500	\$ 506,772	\$ 950,000	\$ 1,050,000	\$ -	\$ 1,050,000	\$ 73,500	7.5%
			\$ 4,614,622	\$ 3,790,780	\$ 3,259,115	\$ 4,919,880	\$ 4,025,180	\$ -	\$ 4,025,180	\$ 234,400	6.2%
600-4636-200	603-4475-000	P-Card Rebate	\$ 272	\$ 300	\$ -	\$ 300	\$ 300	\$ -	\$ 300	\$ -	0.0%
600-4631-200	603-4631-000	Forfeited Discounts	\$ 7,507	\$ 5,000	\$ 3,539	\$ 6,800	\$ 8,000	\$ -	\$ 8,000	\$ 3,000	60.0%
600-4635-200	603-4635-000	Misc. Operating Revenue	\$ 2,220	\$ 2,500	\$ 1,062	\$ 2,500	\$ 2,500	\$ -	\$ 2,500	\$ -	0.0%
600-4631-201	603-4631-100	Reimb from Projects/Developers	\$ 7,103	\$ -	\$ 4,437	\$ 1,000	\$ -	\$ -	\$ -	\$ -	100.0%
600-4890-200	603-4890-600	SALE OF FA- Sewer	\$ 6,546	\$ -	\$ -	\$ -	\$ -	\$ -	\$ -	\$ -	100.0%
			\$ 23,649	\$ 7,800	\$ 9,038	\$ 10,600	\$ 10,800	\$ -	\$ 10,800	\$ 3,000	38.5%
			\$ 4,638,270	\$ 3,798,580	\$ 3,268,153	\$ 4,930,480	\$ 4,035,980	\$ -	\$ 4,035,980	\$ 237,400	6.2%
Acct #			2021 Actual	2022 Adopted Budget	06/2022 YTD Actual	2022 Estimate	2023 Budget Request	Revisions Thru Adoption	2023 Adopted Budget	Budget Change	
600-5403-200	603-5403-530	Depreciation Expense	\$ 427,277	\$ 350,000	\$ -	\$ 350,000	\$ 350,000	\$ -	\$ 350,000	\$ -	0.0%
			\$ 427,277	\$ 350,000	\$ -	\$ 350,000	\$ 350,000	\$ -	\$ 350,000	\$ -	0.0%
600-5827-200	603-5827-340	Other Oper Supp & Exp (MMSD)	\$ 2,324,155	\$ 2,500,000	\$ 592,068	\$ 2,400,000	\$ 2,750,000	\$ -	\$ 2,750,000	\$ 250,000	10.0%
New	603-5828-110	Transportation Exp Wages	\$ 455	\$ 725	\$ 380	\$ 709	\$ 818	\$ -	\$ 818	\$ 93	12.8%
New	603-5828-131	Transportation Exp FICA	\$ 34	\$ 56	\$ 29	\$ 55	\$ 63	\$ -	\$ 63	\$ 7	12.5%
New	603-5828-132	Transportation Exp WRS	\$ 31	\$ 47	\$ 25	\$ 46	\$ 56	\$ -	\$ 56	\$ 9	19.1%
New	603-5828-135	Transportation Exp Longvty	\$ -	\$ 5	\$ -	\$ 5	\$ 6	\$ -	\$ 6	\$ 1	20.0%
New	603-5828-160	Transportation Exp Hlth	\$ 62	\$ 116	\$ 49	\$ 116	\$ 143	\$ -	\$ 143	\$ 27	23.3%
New	603-5828-161	Transportation Exp Life	\$ 0	\$ 1	\$ 1	\$ 1	\$ 1	\$ -	\$ 1	\$ -	0.0%
New	603-5828-162	Transportation Exp Disability	\$ -	\$ 4	\$ -	\$ -	\$ 5	\$ -	\$ 5	\$ 1	25.0%
New	603-5828-163	Transportation Exp Dental	\$ 6	\$ 7	\$ 3	\$ 7	\$ 8	\$ -	\$ 8	\$ 1	14.3%
600-5828-200	603-5828-335	Transportation Exp	\$ 9,328	\$ 6,000	\$ 1,299	\$ 3,000	\$ 3,000	\$ -	\$ 3,000	\$ (3,000)	-50.0%
600-5830-200	603-5830-355	Meter Exp (Jt Metering)	\$ 95,910	\$ 96,000	\$ -	\$ 96,000	\$ 97,500	\$ -	\$ 97,500	\$ 1,500	1.6%
New	603-5834-110	Gen Plant Wages	\$ 56	\$ 861	\$ -	\$ 556	\$ 1,518	\$ -	\$ 1,518	\$ 657	76.3%
New	603-5834-131	Gen Plant FICA	\$ 4	\$ 66	\$ -	\$ 43	\$ 116	\$ -	\$ 116	\$ 50	75.8%
New	603-5834-132	Gen Plant WRS	\$ 4	\$ 56	\$ -	\$ 36	\$ 103	\$ -	\$ 103	\$ 47	83.9%
New	603-5834-135	Gen Plant Longvty	\$ -	\$ -	\$ -	\$ 4	\$ -	\$ -	\$ -	\$ -	100.0%
New	603-5834-160	Gen Plant Hlth	\$ -	\$ 307	\$ -	\$ 307	\$ 604	\$ -	\$ 604	\$ 297	96.7%
New	603-5834-161	General Plant Life	\$ -	\$ 1	\$ -	\$ 1	\$ 1	\$ -	\$ 1	\$ -	0.0%
New	603-5834-162	Gen Plant Disability	\$ -	\$ 5	\$ -	\$ -	\$ 9	\$ -	\$ 9	\$ 4	80.0%
New	603-5834-163	Gen Plant Dental	\$ -	\$ 21	\$ -	\$ 20	\$ 38	\$ -	\$ 38	\$ 17	81.0%
600-5834-200	603-5834-350	Maint & Repair Supp Gen Plant	\$ 167	\$ 2,000	\$ -	\$ 2,000	\$ 2,000	\$ -	\$ 2,000	\$ -	0.0%
			\$ 2,430,212	\$ 2,606,278	\$ 593,853	\$ 2,502,906	\$ 2,855,989	\$ -	\$ 2,855,989	\$ 249,711	9.6%
New	603-5831-110	Collection System Wages	\$ 12,114	\$ 18,427	\$ 3,207	\$ 17,944	\$ 14,530	\$ -	\$ 14,530	\$ (3,897)	-21.1%
New	603-5831-115	Collection System OT	\$ 73	\$ 386	\$ 193	\$ 381	\$ 1,973	\$ -	\$ 1,973	\$ 1,587	411.1%
New	603-5831-131	Collection System FICA	\$ 906	\$ 1,446	\$ 254	\$ 1,403	\$ 1,262	\$ -	\$ 1,262	\$ (184)	-12.7%
New	603-5831-132	Collection System WRS	\$ 820	\$ 1,229	\$ 221	\$ 1,192	\$ 1,122	\$ -	\$ 1,122	\$ (107)	-8.7%
New	603-5831-135	Collection System Longvty	\$ -	\$ 92	\$ -	\$ 9	\$ -	\$ -	\$ -	\$ (92)	-100.0%
New	603-5831-160	Collection System Hlth	\$ 3,681	\$ 4,753	\$ 825	\$ 5,053	\$ 5,590	\$ -	\$ 5,590	\$ 837	17.6%
New	603-5831-161	Collection System Life	\$ 13	\$ 53	\$ 3	\$ 24	\$ 19	\$ -	\$ 19	\$ (34)	-64.2%
New	603-5831-162	Collection System Disab	\$ -	\$ 109	\$ -	\$ -	\$ 90	\$ -	\$ 90	\$ (19)	-17.4%
New	603-5831-163	Collection System Dental	\$ 187	\$ 240	\$ 57	\$ 295	\$ 335	\$ -	\$ 335	\$ 95	39.6%
600-5831-200	603-5831-210	Maint of Coll System-by others	\$ 16,767	\$ 40,000	\$ 3,936	\$ 40,000	\$ 40,000	\$ -	\$ 40,000	\$ -	0.0%
New	603-5831-350	Coll Syst-Maint,Repair,Supp	\$ 2,642	\$ 17,500	\$ 634	\$ 10,000	\$ 12,000	\$ -	\$ 12,000	\$ (5,500)	-31.4%
New	603-5835-110	Lift Station #1 Wages	\$ 359	\$ -	\$ 474	\$ -	\$ 534	\$ -	\$ 534	\$ 534	100.0%
New	603-5835-115	Lift Station #1 OT	\$ -	\$ -	\$ 95	\$ -	\$ -	\$ -	\$ -	\$ -	100.0%
New	603-5835-131	Lift Station #1 FICA	\$ -	\$ -	\$ 43	\$ -	\$ 41	\$ -	\$ 41	\$ 41	100.0%
New	603-5835-132	Lift Station #1 WRS	\$ -	\$ -	\$ 37	\$ -	\$ 36	\$ -	\$ 36	\$ 36	100.0%
New	603-5835-160	Lift Station #1 Hlth	\$ -	\$ -	\$ 71	\$ -	\$ 57	\$ -	\$ 57	\$ 57	100.0%
New	603-5835-161	Lift Station #1 Life	\$ -	\$ -	\$ 1	\$ -	\$ 1	\$ -	\$ 1	\$ 1	100.0%
New	603-5835-162	Lift Station #1 Disability	\$ -	\$ -	\$ -	\$ -	\$ 3	\$ -	\$ 3	\$ 3	100.0%
New	603-5835-163	Lift Station #1 Dental	\$ -	\$ -	\$ 10	\$ -	\$ 3	\$ -	\$ 3	\$ 3	100.0%
New	603-5835-240	Lift Station #1 Repair by others	\$ 125	\$ -	\$ -	\$ -	\$ 20,000	\$ -	\$ 20,000	\$ 20,000	100.0%
New	603-5835-320	Lift Station #1 Permits	\$ -	\$ 26,500	\$ -	\$ -	\$ 100	\$ -	\$ 100	\$ (26,400)	-99.6%
New	603-5835-325	Lift Station #1 Staff Training & Dev	\$ -	\$ 2,500	\$ -	\$ -	\$ 2,500	\$ -	\$ 2,500	\$ -	0.0%
New	603-5835-350	Lift Station #1 Repair/Maint Supplies	\$ 461	\$ 1,500	\$ -	\$ 1,500	\$ 1,500	\$ -	\$ 1,500	\$ -	0.0%
New	603-5835-355	Lift Station #1 Equipment Exp	\$ 1,805	\$ 2,000	\$ -	\$ 2,000	\$ 2,000	\$ -	\$ 2,000	\$ -	0.0%
New	603-5835-365	Lift Station #1 Utilities	\$ 9,189	\$ 40,000	\$ 3,200	\$ 10,000	\$ 15,000	\$ -	\$ 15,000	\$ (25,000)	-62.5%
			\$ 49,140	\$ 156,735	\$ 13,262	\$ 89,801	\$ 118,696	\$ -	\$ 118,696	\$ (38,039)	-24.3%
600-5840-200	603-5903-110	Accting & Coll Wages	\$ 46,712	\$ 46,348	\$ 28,525	\$ 46,349	\$ 50,558	\$ -	\$ 50,558	\$ 4,210	9.1%
New	603-5903-115	Accting & Coll OT	\$ -	\$ 100	\$ 124	\$ 143	\$ 164	\$ -	\$ 164	\$ 64	64.0%
New	603-5903-120	Accting & Coll PT/Seas	\$ 526	\$ 1,680	\$ -	\$ 1,680	\$ 1,800	\$ -	\$ 1,800	\$ 120	7.1%
New	603-5903-131	Accting & Coll FICA	\$ 3,877	\$ 3,717	\$ 2,022	\$ 3,721	\$ 4,034	\$ -	\$ 4,034	\$ 317	8.5%
New	603-5903-132	Accting & Coll WRS	\$ 3,195	\$ 3,049	\$ 1,645	\$ 3,052	\$ 3,464	\$ -	\$ 3,464	\$ 415	13.6%
New	603-5903-135	Accting & Coll Longvty	\$ 202	\$ 463	\$ 215	\$ 463	\$ 213	\$ -	\$ 213	\$ (250)	-54.0%
New	603-5903-160	Accting & Coll Hlth	\$ 14,558	\$ 14,658	\$ 8,714	\$ 14,658	\$ 15,398	\$ -	\$ 15,398	\$ 740	5.0%
New	603-5903-161	Accting & Coll Life	\$ 112	\$ 102	\$ 69	\$ 102	\$ 162	\$ -	\$ 162	\$ 60	58.8%
New	603-5903-162	Accting & Coll Disab	\$ -	\$ 250	\$ -	\$ -	\$ 267	\$ -	\$ 267	\$ 17	6.8%
New	603-5903-163	Accting & Coll Dental	\$ 999	\$ 978	\$ 554	\$ 931	\$ 978	\$ -	\$ 978	\$ -	0.0%
600-5840-201	603-5903-290	PSN Fees	\$ 24,928	\$ 24,000	\$ 12,973	\$ 24,000	\$ 45,000	\$ -	\$ 45,000	\$ 21,000	87.5%
New	603-5903-310	Acctg & Coll-Off Supp/Postage	\$ 6,548	\$ 6,000	\$ 2,972	\$ 6,000	\$ 6,000	\$ -	\$ 6,000	\$ -	0.0%
600-5842-200	603-5902-110	Meter Reading Wages	\$ -	\$ 84	\$ -	\$ 47	\$ 69	\$ -	\$ 69	\$ (15)	-17.9%
New	603-5902-131	Meter Reading FICA	\$ -	\$ 6	\$ -	\$ 4	\$ 5	\$ -	\$ 5	\$ (1)	-16.7%
New	603-5902-132	Meter Reading WRS	\$ -	\$ 5	\$ -	\$ 3	\$ 5	\$ -	\$ 5	\$ -	0.0%
New	603-5902-135	Meter Reading Longvty	\$ -	\$ -	\$ -	\$ 1	\$ -	\$ -	\$ -	\$ -	100.0%
New	603-5902-160	Meter Reading Hlth	\$ -	\$ 28	\$ -	\$ 28	\$ 29	\$ -	\$ 29	\$ 1	3.6%
New	603-5902-162	Meter Reading Disab	\$ -	\$ 1	\$ -	\$ -	\$ -	\$ -	\$ -	\$ (1)	-100.0%
New	603-5902-163	Meter Reading Dental	\$ -	\$ 2	\$ -	\$ 2	\$ 2	\$ -	\$ 2	\$ -	0.0%
			\$ 101,657	\$ 101,471	\$ 57,812	\$ 101,184	\$ 128,148	\$ -	\$ 128,148	\$ 26,677	26.3%

City of Fitchburg  
 Utility Fund #603 - Sewer  
 2023 Operating Budget

Acct #	New Acct #	Account Name	2021 Actual	2022 Adopted Budget	06/2022 YTD Actual	2022 Estimate	2023 Budget Request	Revisions Thru Adoption	2023 Adopted Budget	Budget Change	
600-5850-200	603-5920-110	Admin & Gen Wages	\$ 76,417	\$ 109,553	\$ 43,516	\$ 99,389	\$ 115,955	\$ 28,714	\$ 144,669	\$ 35,116	32.1%
600-5850-201	603-5920-115	Admin & Gen OT	\$ 578	\$ -	\$ 183	\$ -	\$ -	\$ 1,491	\$ 1,491	\$ 1,491	100.0%
new	603-5920-120	Admin & Gen PT/Seas	\$ 5,430	\$ -	\$ 197	\$ -	\$ -	\$ -	\$ -	\$ -	100.0%
600-5850-131	603-5920-131	Admin & Gen FICA	\$ 6,189	\$ 8,406	\$ 3,297	\$ 7,628	\$ 8,897	\$ 2,310	\$ 11,207	\$ 2,801	33.3%
new	603-5920-132	Admin & Gen WRS	\$ 5,207	\$ 6,683	\$ 2,604	\$ 6,022	\$ 7,335	\$ 2,054	\$ 9,389	\$ 2,706	40.5%
new	603-5920-135	Admin & Gen Longvty	\$ -	\$ 326	\$ 356	\$ 326	\$ 341	\$ -	\$ 341	\$ 15	4.6%
new	603-5920-160	Admin & Gen Hlth	\$ 17,609	\$ 22,430	\$ 10,422	\$ 20,743	\$ 23,117	\$ 10,481	\$ 33,598	\$ 11,168	49.8%
new	603-5920-161	Admin & Gen Life	\$ 121	\$ 199	\$ 70	\$ 185	\$ 230	\$ 43	\$ 273	\$ 74	37.2%
new	603-5920-162	Admin & Gen Disab	\$ -	\$ 501	\$ -	\$ -	\$ 501	\$ 187	\$ 688	\$ 187	37.3%
new	603-5920-163	Admin & Gen Dental	\$ 1,148	\$ 1,495	\$ 661	\$ 1,396	\$ 1,466	\$ 666	\$ 2,132	\$ 637	42.6%
600-5851-200	603-5921-310	Office Supplies & Expense	\$ 1,241	\$ 2,017	\$ 468	\$ 2,000	\$ 2,000	\$ -	\$ 2,000	\$ (17)	-0.8%
600-5851-201	603-5921-245	Computer Related Expenses	\$ 10,060	\$ 11,250	\$ 4,014	\$ 11,250	\$ 12,500	\$ -	\$ 12,500	\$ 1,250	11.1%
new	603-5921-505	LEASE/RENTAL COSTS	\$ -	\$ -	\$ -	\$ 50	\$ 760	\$ -	\$ 760	\$ 760	100.0%
new	603-5921-570	IT OPERATING ISF ALLOCATION	\$ 11,470	\$ 16,438	\$ 8,219	\$ 16,438	\$ 15,788	\$ 4,958	\$ 20,746	\$ 4,308	26.2%
new	603-5921-573	IT CAPITAL ISF ALLOCATION	\$ 715	\$ 720	\$ 360	\$ 720	\$ 700	\$ -	\$ 700	\$ (20)	-2.8%
600-5852-200	603-5923-210	Professional Services	\$ 6,500	\$ 62,150	\$ 3,300	\$ 62,150	\$ 62,150	\$ -	\$ 62,150	\$ -	0.0%
new	603-5923-213	Permits & Fees	\$ 45	\$ -	\$ -	\$ -	\$ -	\$ -	\$ -	\$ -	100.0%
new	603-5923-290	Outside Services Employed	\$ -	\$ -	\$ -	\$ -	\$ 100	\$ 80	\$ 180	\$ 180	100.0%
new	603-5924-572	INSURANCE ISF ALLOCATION-PF	\$ 785	\$ 820	\$ 410	\$ 820	\$ 895	\$ -	\$ 895	\$ 75	9.1%
new	603-5925-572	INSURANCE ISF ALLOCATION-OI	\$ 18,725	\$ 21,268	\$ 10,634	\$ 21,268	\$ 23,115	\$ 952	\$ 24,067	\$ 2,799	13.2%
600-5854-200	603-5926-110	Paid Time Off	\$ (18,142)	\$ 12,022	\$ -	\$ 13,263	\$ 15,571	\$ -	\$ 15,571	\$ 3,549	29.5%
new	603-5926-131	PTO FICA/Med	\$ -	\$ 926	\$ -	\$ 1,021	\$ 1,195	\$ -	\$ 1,195	\$ 269	29.0%
new	603-5926-132	PTO WRS	\$ -	\$ 787	\$ -	\$ 867	\$ 1,062	\$ -	\$ 1,062	\$ 275	34.9%
new	603-5926-133	EOY GASB 68 Pension Expense	\$ (16,298)	\$ -	\$ -	\$ -	\$ -	\$ -	\$ -	\$ -	100.0%
new	603-5926-135	Benefits Longvty	\$ -	\$ 81	\$ -	\$ 81	\$ 52	\$ -	\$ 52	\$ (29)	-35.8%
new	603-5926-160	Health Insurance	\$ -	\$ 3,073	\$ -	\$ 3,310	\$ 3,673	\$ -	\$ 3,673	\$ 600	19.5%
new	603-5926-161	Life Insurance	\$ -	\$ 27	\$ -	\$ 29	\$ 36	\$ -	\$ 36	\$ 9	33.3%
new	603-5926-162	Disability	\$ -	\$ 58	\$ -	\$ -	\$ 68	\$ -	\$ 68	\$ 10	17.2%
new	603-5926-163	Dental Insurance	\$ -	\$ 205	\$ -	\$ 222	\$ 233	\$ -	\$ 233	\$ 28	13.7%
new	603-5926-290	Benefit Fees	\$ -	\$ -	\$ -	\$ 35	\$ -	\$ -	\$ -	\$ -	100.0%
new	603-5926-323	Uniforms	\$ 2,016	\$ 2,216	\$ 804	\$ 2,200	\$ 2,100	\$ 900	\$ 3,000	\$ 784	35.4%
new	603-5930-250	Misc Gen Public Notices/Ads	\$ 60	\$ -	\$ -	\$ 100	\$ 100	\$ -	\$ 100	\$ 100	100.0%
new	603-5930-320	Pub Dues & Subscriptions	\$ 48	\$ 117	\$ -	\$ 120	\$ 120	\$ -	\$ 120	\$ 3	2.6%
new	603-5930-325	Training & Staff Development	\$ -	\$ 2,765	\$ 75	\$ 2,000	\$ 7,600	\$ 125	\$ 7,725	\$ 4,960	179.4%
600-5856-200	603-5930-340	Misc Gen Operating	\$ 3,044	\$ 14,000	\$ 1,141	\$ 2,000	\$ 14,000	\$ -	\$ 14,000	\$ -	0.0%
new	603-5930-350	Misc Gen Repair & Maint Supp	\$ 1,030	\$ 1,000	\$ -	\$ 1,000	\$ 1,000	\$ -	\$ 1,000	\$ -	0.0%
new	603-5930-389	Admin Fees	\$ 18,500	\$ 18,900	\$ 9,450	\$ 18,900	\$ 20,500	\$ -	\$ 20,500	\$ 1,600	8.5%
600-5857-200	603-5930-922	Rents -Maint Facility 1/2	\$ 20,000	\$ 20,000	\$ 10,000	\$ 20,000	\$ 20,000	\$ -	\$ 20,000	\$ -	0.0%
new	603-5932-397	GASOLINE/DIESEL FUEL	\$ -	\$ -	\$ 3,724	\$ 7,000	\$ 7,000	\$ -	\$ 7,000	\$ 7,000	100.0%
			\$ 172,499	\$ 340,433	\$ 113,904	\$ 322,533	\$ 370,160	\$ 52,961	\$ 423,121	\$ 82,688	24.3%
			\$ 3,180,785	\$ 3,554,917	\$ 778,832	\$ 3,366,424	\$ 3,822,993	\$ 52,961	\$ 3,875,954	\$ 321,037	9.0%
			\$ 1,457,485	\$ 243,663	\$ 2,489,321	\$ 1,564,056	\$ 212,987	\$ (52,961)	\$ 160,026	\$ (83,637)	

Acct #		Account Name	2022 Adopted Budget	As of 6/30/2022	2022 Estimate	2023 Budget Request	Revisions Thru Adoption	2023 Adopted Budget
600-10727	#4630	Verona Rd Relocates	\$ -	\$ -	\$ -	\$ -	\$ -	\$ -
603-5742-014	#2014	GIS Upgrade	\$ 1,500	\$ -	\$ 1,500	\$ 1,500	\$ -	\$ 1,500
603-5742-016	#2016	GPS System	\$ 2,500	\$ -	\$ 2,500	\$ -	\$ -	\$ -
603-5743-101	#3101	PW Equipment	\$ 500	\$ -	\$ -	\$ -	\$ -	\$ -
603-5743-108	#3108	Fleet Maintenance	\$ 4,875	\$ -	\$ -	\$ -	\$ -	\$ -
603-5743-319	#3319	Resurfacing	\$ 25,000	\$ -	\$ 25,000	\$ 35,000	\$ -	\$ 35,000
603-5743-368	#3368	Syene - McCoy to Lacy	\$ -	\$ 4,399	\$ 6,000	\$ 95,000	\$ -	\$ 95,000
603-5743-481	#3481	McKee Rd Const	\$ -	\$ -	\$ -	\$ -	\$ -	\$ -
603-5743-488	#3488	Fish Hatchery Rd Resurface	\$ -	\$ -	\$ -	\$ -	\$ -	\$ -
603-5743-489	#3489	Central Park Place	\$ -	\$ -	\$ -	\$ -	\$ -	\$ -
603-5743-492	#3492	CWIP-Fitchrona Lacy-Nesbitt	\$ -	\$ -	\$ -	\$ 25,000	\$ -	\$ 25,000
603-5743-494	#3494	Lacy Rd Sanitary	\$ -	\$ -	\$ -	\$ -	\$ -	\$ -
603-5744-598	#4598	CWIP-Equipment Replace	\$ -	\$ -	\$ -	\$ 62,250	\$ -	\$ 62,250
603-5744-637	#4637	McCoy Interceptor	\$ -	\$ 2,445	\$ -	\$ -	\$ -	\$ -
603-5744-638	#4638	Syene Interceptor	\$ -	\$ -	\$ -	\$ 726,000	\$ -	\$ 726,000
603-5744-639	#4639	Terravessa Lift Station #1	\$ 55,000	\$ -	\$ -	\$ -	\$ -	\$ -
603-5744-641	#4641	Lacy Rd Sanitary	\$ -	\$ -	\$ -	\$ -	\$ -	\$ -
603-5744-642	#4642	Fish Hatchery Rd Sewer lining	\$ -	\$ -	\$ -	\$ -	\$ -	\$ -
			\$ 89,375	\$ 6,844	\$ 35,000	\$ 944,750	\$ -	\$ 944,750

City of Fitchburg  
Stormwater Utility Fund #604  
2023 Operating Budget

Acct #	New Acct #	Account Name	2020 Actual	2021 Actual	2022 Adopted Budget	06/2022 YTD Actual	2022 Estimate	2023 Budget Request	Revisions Thru Adoption	2023 Adopted Budget	Budget Change	
601-4461-300	604-4461-000	Res-Urban Service	\$ 327,064	\$ 402,161	\$ 448,500	\$ 238,861	\$ 448,500	\$ 450,000	\$ -	\$ 450,000	\$ 1,500	0.3%
601-4461-301	604-4461-001	Res-Rural ST54/ST	\$ 30,979	\$ 31,035	\$ 37,260	\$ 165	\$ 37,260	\$ 38,000	\$ -	\$ 38,000	\$ 740	2.0%
601-4461-302	604-4461-002	Rural-Sngl & Dup Q	\$ 7,350	\$ 8,811	\$ 10,220	\$ 5,115	\$ 10,220	\$ 10,500	\$ -	\$ 10,500	\$ 280	2.7%
601-4462-300	604-4462-000	Non-Res-U Service	\$ 538,672	\$ 659,271	\$ 772,800	\$ 381,699	\$ 772,800	\$ 785,000	\$ -	\$ 785,000	\$ 12,200	1.6%
601-4462-301	604-4462-001	Non-Res-Rural ST F	\$ 41,204	\$ 50,123	\$ 56,580	\$ 30,517	\$ 56,580	\$ 60,000	\$ -	\$ 60,000	\$ 3,420	6.0%
601-4463-300	604-4463-000	Multi-family-U Srv A	\$ 221,819	\$ 267,175	\$ 306,360	\$ 157,175	\$ 306,360	\$ 312,000	\$ -	\$ 312,000	\$ 5,640	1.8%
601-4463-301	604-4463-001	Multi-family-Rural S	\$ 4,015	\$ 4,777	\$ 5,520	\$ 2,377	\$ 5,520	\$ 5,000	\$ -	\$ 5,000	\$ (520)	-9.4%
			\$ 1,171,102	\$ 1,423,354	\$ 1,637,240	\$ 815,910	\$ 1,637,240	\$ 1,660,500	\$ -	\$ 1,660,500	\$ 23,260	1.4%

601-4200-300	604-4200-000	Capital Paid in by M	\$ 1,593,373	\$ 774,012	\$ -	\$ -	\$ -	\$ -	\$ -	\$ -	\$ -	100.0%
601-4421-300	604-4421-000	CIAC	\$ 3,323,866	\$ 1,137,069	\$ 10,750	\$ -	\$ 20,000	\$ 10,750	\$ (10,750)	\$ -	\$ (10,750)	-100.0%
601-4631-100	604-4631-000	Reimb from Project	\$ 38,715	\$ 3,428	\$ -	\$ -	\$ 318	\$ -	\$ -	\$ -	\$ -	100.0%
			\$ 4,955,954	\$ 1,914,508	\$ 10,750	\$ 318	\$ 20,000	\$ 10,750	\$ (10,750)	\$ -	\$ (10,750)	-100.0%

601-4419-300	604-4419-000	Interest Income	\$ 18,736	\$ 1,588	\$ 5,000	\$ 2,111	\$ 5,000	\$ 3,000	\$ -	\$ 3,000	\$ (2,000)	-40.0%
new	604-4329-100	OTHER FED GRAN	\$ 1	\$ -	\$ -	\$ -	\$ -	\$ -	\$ 6,750	\$ 6,750	\$ 6,750	100.0%
601-4460-300	604-4358-100	STORMWATER MA	\$ -	\$ 32,175	\$ -	\$ -	\$ -	\$ -	\$ -	\$ -	\$ -	100.0%
601-4460-300	604-4460-000	Stormwater Grants	\$ -	\$ 2,917	\$ -	\$ -	\$ -	\$ -	\$ 2,000	\$ 2,000	\$ 2,000	100.0%
601-4470-300	604-4470-000	Forfeited Discounts	\$ 1,409	\$ 3,868	\$ 2,500	\$ 2,130	\$ 3,500	\$ 3,500	\$ -	\$ 3,500	\$ 1,000	40.0%
601-4474-300	604-4474-000	Miscellaneous Reve	\$ -	\$ -	\$ -	\$ 97	\$ 103	\$ -	\$ -	\$ -	\$ -	100.0%
601-4474-301	604-4474-001	Permit Revenues	\$ 27,821	\$ 15,057	\$ 25,000	\$ 20,189	\$ 25,000	\$ 25,000	\$ -	\$ 25,000	\$ -	0.0%
601-4474-302	604-4474-002	Farm Land Lease	\$ 2,250	\$ 2,250	\$ 2,250	\$ 1,125	\$ 2,250	\$ -	\$ -	\$ -	\$ (2,250)	-100.0%
601-4475-300	604-4475-000	P-Card Rebate	\$ 642	\$ 564	\$ 700	\$ -	\$ 700	\$ 700	\$ -	\$ 700	\$ -	0.0%
			\$ 50,857	\$ 58,418	\$ 35,450	\$ 25,653	\$ 36,553	\$ 32,200	\$ 8,750	\$ 40,950	\$ 5,500	15.5%
			\$ 6,177,913	\$ 3,396,280	\$ 1,683,440	\$ 841,881	\$ 1,693,793	\$ 1,703,450	\$ (2,000)	\$ 1,701,450	\$ 18,010	1.1%

Acct #	Account Name	2020 Actual	2021 Actual	2022 Adopted Budget	06/2022 YTD Actual	2022 Estimate	2023 Budget Request	Revisions Thru Adoption	2023 Adopted Budget	Budget Change		
601-5403-300	604-5403-530	Depreciation Exp	\$ 749,292	\$ 848,276	\$ 750,000	\$ -	\$ 750,000	\$ 750,000	\$ -	\$ 750,000	\$ -	0.0%
601-5430-300	604-5430-532	Interest on Debt to I	\$ 14,032	\$ 12,987	\$ 13,205	\$ 3,558	\$ 13,205	\$ 17,880	\$ -	\$ 17,880	\$ 4,675	35.4%
			\$ 763,324	\$ 861,263	\$ 763,205	\$ 3,558	\$ 763,205	\$ 767,880	\$ -	\$ 767,880	\$ 4,675	0.6%

601-5601-301	604-5601-110	Hwy Crew Wages	\$ 46,207	\$ 57,564	\$ 78,262	\$ 20,356	\$ 78,898	\$ 98,448	\$ -	\$ 98,448	\$ 20,186	25.8%
new	604-5601-115	Hwy Crew OT	\$ -	\$ -	\$ 1,708	\$ 15	\$ 1,791	\$ 2,203	\$ -	\$ 2,203	\$ 495	29.0%
new	604-5601-131	Hwy Crew FICA/Mei	\$ 3,416	\$ 4,219	\$ 6,146	\$ 1,502	\$ 6,202	\$ 7,731	\$ -	\$ 7,731	\$ 1,585	25.8%
new	604-5601-132	Hwy Crew WRS	\$ 3,190	\$ 3,879	\$ 5,222	\$ 1,369	\$ 5,269	\$ 6,872	\$ -	\$ 6,872	\$ 1,650	31.6%
new	604-5601-135	Hwy Crew Longevit	\$ -	\$ -	\$ 375	\$ -	\$ 376	\$ 404	\$ -	\$ 404	\$ 29	7.7%
new	604-5601-160	Hwy Crew Health	\$ 12,995	\$ 19,028	\$ 28,829	\$ 7,617	\$ 28,829	\$ 33,533	\$ -	\$ 33,533	\$ 4,704	16.3%
new	604-5601-161	Hwy Crew Life	\$ 165	\$ 215	\$ 191	\$ 97	\$ 191	\$ 234	\$ -	\$ 234	\$ 43	22.5%
new	604-5601-162	Hwy Crew Disability	\$ -	\$ -	\$ 495	\$ -	\$ -	\$ 623	\$ -	\$ 623	\$ 128	25.9%
new	604-5601-163	Hwy Crew Dental	\$ 783	\$ 1,242	\$ 1,921	\$ 484	\$ 1,831	\$ 2,129	\$ -	\$ 2,129	\$ 208	10.8%
new	604-5601-240	Maint by Oth-Int R	\$ -	\$ -	\$ 1,000	\$ -	\$ 1,000	\$ 1,500	\$ -	\$ 1,500	\$ 500	50.0%
new	604-5601-290	Other contractual	\$ -	\$ 7,221	\$ -	\$ -	\$ -	\$ -	\$ -	\$ -	\$ -	100.0%
601-5601-302	604-5601-340	Oper Materials & St	\$ 7,271	\$ 5,128	\$ 8,000	\$ 727	\$ 8,000	\$ 8,000	\$ -	\$ 8,000	\$ -	0.0%
601-5601-304	604-5601-350	Maint Supp-Culvert/I	\$ 11,019	\$ 14,405	\$ 35,700	\$ 48	\$ 15,000	\$ 38,700	\$ -	\$ 38,700	\$ 3,000	8.4%
601-5601-303	604-5601-355	Equipment Expense	\$ 7,553	\$ 77,199	\$ 35,100	\$ 4,808	\$ 40,000	\$ 58,000	\$ -	\$ 58,000	\$ 22,900	65.2%
			\$ 92,599	\$ 190,101	\$ 202,949	\$ 37,023	\$ 187,387	\$ 258,377	\$ -	\$ 258,377	\$ 55,428	27.3%

601-5902-300	604-5903-110	General Acctg Wa	\$ 39,076	\$ 32,954	\$ 30,680	\$ 20,181	\$ 30,681	\$ 33,483	\$ -	\$ 33,483	\$ 2,803	9.1%	
new	604-5903-115	General Acctg OT	\$ 72	\$ -	\$ 67	\$ 105	\$ 95	\$ 110	\$ -	\$ 110	\$ 43	64.2%	
new	604-5903-120	General Acctg PT/F	\$ 183	\$ 351	\$ 1,120	\$ -	\$ 1,120	\$ 1,200	\$ -	\$ 1,200	\$ 80	7.1%	
new	604-5903-131	General Acctg FICA	\$ 2,963	\$ 2,633	\$ 2,462	\$ 1,426	\$ 2,464	\$ 2,672	\$ -	\$ 2,672	\$ 210	8.5%	
new	604-5903-132	General Acctg WRS	\$ 2,305	\$ 2,041	\$ 2,019	\$ 1,097	\$ 2,021	\$ 2,294	\$ -	\$ 2,294	\$ 275	13.6%	
new	604-5903-135	General Acctg Long	\$ 214	\$ 135	\$ 313	\$ 143	\$ 313	\$ 136	\$ -	\$ 136	\$ (177)	-56.5%	
new	604-5903-160	General Acctg Hea	\$ 9,703	\$ 9,705	\$ 9,785	\$ 5,809	\$ 9,785	\$ 10,280	\$ -	\$ 10,280	\$ 495	5.1%	
new	604-5903-161	General Acctg Life	\$ 86	\$ 75	\$ 67	\$ 46	\$ 67	\$ 105	\$ -	\$ 105	\$ 38	56.7%	
new	604-5903-162	General Acctg Disa	\$ -	\$ -	\$ 166	\$ -	\$ -	\$ 178	\$ -	\$ 178	\$ 12	7.2%	
new	604-5903-163	General Acctg Den	\$ 653	\$ 666	\$ 653	\$ 369	\$ 622	\$ 653	\$ -	\$ 653	\$ -	0.0%	
601-5903-300	604-5905-310	Cust Exp Office Sup	\$ 6,234	\$ 6,820	\$ 7,000	\$ 2,972	\$ 7,000	\$ 7,500	\$ -	\$ 7,500	\$ 500	7.1%	
601-5920-300	604-5920-110	Admin & Gen Wage	\$ 117,202	\$ 112,922	\$ 188,520	\$ 48,205	\$ 138,419	\$ 197,143	\$ -	\$ 197,143	\$ 8,623	4.6%	
new	604-5920-115	Admin & Gen OT	\$ 1,383	\$ 463	\$ 1,520	\$ 10	\$ 1,072	\$ 1,512	\$ -	\$ 1,512	\$ (8)	-0.5%	
new	604-5920-120	Admin & Gen PT/Se	\$ 5,268	\$ 5,205	\$ 8,946	\$ 1,561	\$ 8,946	\$ 10,550	\$ -	\$ 10,550	\$ 1,604	17.9%	
new	604-5920-131	Admin & Gen FICA	\$ 8,502	\$ 8,855	\$ 15,223	\$ 3,784	\$ 11,355	\$ 16,004	\$ -	\$ 16,004	\$ 781	5.1%	
new	604-5920-132	Admin & Gen WRS	\$ 7,124	\$ 7,568	\$ 11,893	\$ 2,971	\$ 8,608	\$ 12,935	\$ -	\$ 12,935	\$ 1,042	8.8%	
new	604-5920-160	Admin & Gen Health	\$ 14,347	\$ 16,476	\$ 22,069	\$ 9,418	\$ 22,607	\$ 26,590	\$ -	\$ 26,590	\$ 4,521	20.5%	
new	604-5920-161	Admin & Gen Life	\$ 138	\$ 154	\$ 494	\$ 78	\$ 270	\$ 366	\$ -	\$ 366	\$ (128)	-25.9%	
new	604-5920-162	Admin & Gen Disab	\$ -	\$ -	\$ 876	\$ -	\$ -	\$ 676	\$ -	\$ 676	\$ (200)	-22.8%	
new	604-5920-163	Admin & Gen Denta	\$ 978	\$ 1,074	\$ 1,471	\$ 590	\$ 1,581	\$ 1,860	\$ -	\$ 1,860	\$ 189	12.8%	
601-5921-300	604-5921-310	Office Supp & Exp	\$ 574	\$ 469	\$ 3,033	\$ 351	\$ 3,033	\$ 3,000	\$ -	\$ 3,000	\$ (33)	-1.1%	
new	604-5921-505	LEASE/RENTAL CC	\$ -	\$ -	\$ -	\$ -	\$ -	\$ 760	\$ -	\$ 760	\$ 760	100.0%	
601-5923-300	604-5923-210	Professional Service	\$ 192,709	\$ 186,238	\$ 316,500	\$ 112,116	\$ 320,879	\$ 330,000	\$ 7,000	\$ 337,000	\$ 20,500	6.5%	
new	604-5923-290	Outside Services Er	\$ 6,591	\$ -	\$ 24,110	\$ 3,525	\$ 24,110	\$ 24,410	\$ -	\$ 24,410	\$ 300	1.2%	
new	604-5925-572	Insurance Isf Alloca	\$ 8,865	\$ 13,986	\$ 18,804	\$ 9,402	\$ 18,804	\$ 19,740	\$ -	\$ 19,740	\$ 936	5.0%	
601-5926-133	604-5926-133	EOY GASB 68 PEN	\$ (1,582)	\$ (23,818)	\$ -	\$ -	\$ -	\$ -	\$ -	\$ -	\$ -	100.0%	
new	604-5926-110	Paid Time Off	\$ -	\$ 5,038	\$ -	\$ 13,249	\$ -	\$ 12,411	\$ 16,030	\$ -	\$ 16,030	\$ 2,781	21.0%
new	604-5926-131	PTO FICA/Med	\$ -	\$ -	\$ 1,016	\$ -	\$ 951	\$ 1,227	\$ -	\$ 1,227	\$ 211	20.8%	
new	604-5926-132	PTO WRS	\$ -	\$ -	\$ 863	\$ -	\$ 808	\$ 1,091	\$ -	\$ 1,091	\$ 228	26.4%	
new	604-5926-135	Benefits Longvty	\$ -	\$ -	\$ 26	\$ -	\$ 26	\$ 16	\$ -	\$ 16	\$ (10)	-38.5%	
new	604-5926-160	Health Insurance	\$ -	\$ -	\$ 2,351	\$ -	\$ 2,977	\$ 3,320	\$ -	\$ 3,320	\$ 969	41.2%	
new	604-5926-161	Life Insurance	\$ -	\$ -	\$ 40	\$ -	\$ 24	\$ 33	\$ -	\$ 33	\$ (7)	-17.5%	
new	604-5926-162	Disability	\$ -	\$ -	\$ 65	\$ -	\$ -	\$ 74	\$ -	\$ 74	\$ 9	13.8%	
new	604-5926-163	Dental Insurance	\$ -	\$ -	\$ 157	\$ -	\$ 198	\$ 208	\$ -	\$ 208	\$ 51	32.5%	
601-5930-301	604-5930-213	Permits & Fees	\$ 4,000	\$ 4,000	\$ 4,400	\$ -	\$ 4,400	\$ 4,500	\$ -	\$ 4,500	\$ 100	2.3%	
601-5930-301	604-5930-245	Computer Related E	\$ 7,584	\$ 7,229	\$ 7,500	\$ 1,137	\$ 7,500	\$ 13,150	\$ -	\$ 13,150	\$ 5,650	75.3%	
new	604-5930-250	Pub Notices, Ads	\$ 4,243	\$ 4,753	\$ 4,200	\$ 2,100	\$ 4,200	\$ 4,500	\$ -	\$ 4,500	\$ 300		

City of Fitchburg  
 Stormwater Utility Fund #604  
 2023 Operating Budget

Acct #	New Acct #	Account Name	2020 Actual	2021 Actual	2022 Adopted Budget	06/2022 YTD Actual	2022 Estimate	2023 Budget Request	Revisions Thru Adoption	2023 Adopted Budget	Budget Change
601-22331	604-22331	Due to Muni -Sodfather Land									
			\$	\$	\$	\$	\$	\$	\$	\$	\$
			56,000	-	56,000	-	56,000	-	-	-	-
			56,000	-	56,000	-	56,000	-	-	-	-
Acct #			2022 Adopted Budget	As of 06/2022	2022 Estimate	2023 Budget Request	Revisions Thru Adoption	2023 Adopted Budget			
604-10701		Area H 2007	\$	\$	\$	\$	\$	\$	\$	\$	
604-5743-319	604-10731 #3319	CWIP-Resurfacing	25,000	(392)	25,000	60,000	-	60,000	-	60,000	
604-5744-702	604-10732 #4702	CWIP-Dredge Sem Vill-Chap Vall	200,000	2,394	200,000	366,000	-	366,000	-	366,000	
604-5744-705	604-10733 #4705	CWIP-Uptwn Wet Pnd-Sod Farm	125,000	33,226	125,000	1,500,000	-	1,500,000	-	1,500,000	
604-5744-713	604-10735 #4713	CWIP-Fitchrona Rd Imp-Goose Lk	-	42,840	45,000	-	-	-	-	-	
604-5744-714	604-10736 #4714	CWIP-Drainage/Flooding	38,245	-	38,245	39,393	-	39,393	-	39,393	
604-5744-716	#4716	CWIP-Bike Roundabout Repairs	-	-	-	-	-	-	-	-	
604-5744-717	#4717	CWIP-Curry Ct Flooding	45,000	40,237	45,000	560,000	-	560,000	-	560,000	
604-5744-718	#4718	CWIP-Lake Barney	-	-	-	-	-	-	-	-	
604-5744-720	#4720	CWIP-Seminole Glen Park Pond	-	2,562	-	-	-	-	-	-	
604-5744-721	#4721	CWIP-Stormwater Pump	-	-	-	-	-	-	-	-	
604-5744-722	#4722	CWIP-TMDL Modeling	110,000	-	110,000	-	-	-	-	-	
604-5744-723	#4723	CWIP-Lacy/Seminole Regional	-	222	-	-	-	-	-	-	
604-5744-724	#4724	Lacy Seminole Ponds	-	-	-	-	-	-	-	-	
604-5744-725	#4725	CWIP-Flooding N of Dunns Marsh	-	67	-	45,000	-	45,000	-	45,000	
604-5744-726	#4726	CWIP-Florann/Lyman Ln	180,000	-	180,000	-	-	-	-	-	
604-5744-727	#4727	Nine Springs Creek Restoration	-	-	-	-	-	-	-	-	
604-5744-728	#4728	CWIP-Monitoring Station	-	9,250	-	-	-	-	-	-	
604-5744-729	#4729	CWIP-Cheryl Drive	300,000	75,113	300,000	-	-	-	-	-	
604-5744-730	#4730	CWIP-Seminole Gln-Storm Study	-	-	-	150,000	-	150,000	-	150,000	
604-5744-798	#4798	CWIP-Equipment Replacement	-	-	-	-	-	-	-	-	
604-5743-101	#3101	CWIP-PW Equipment	290,000	-	290,000	-	-	-	-	-	
604-5743-108	#3108	Fleet Maint	4,875	-	4,875	-	-	-	-	-	
604-5742-014	#2014	CWIP - GIS	1,500	-	1,500	1,500	-	1,500	-	1,500	
604-5742-016	#2016	CWIP-GPS System	7,500	-	7,500	-	-	-	-	-	
604-5743-368	#3368	CWIP-Syene-McCoy to Lacy	-	28,608	50,000	-	-	-	-	-	
604-5743-481	#3481	McKee Rd	-	-	-	-	-	-	-	-	
604-5743-488	#3488	FH Rd	-	-	-	-	-	-	-	-	
604-5743-492	#3492	CWIP-Fitchrona Lacy-Nesbitt	-	-	-	71,400	-	71,400	-	71,400	
604-5743-494	#3494	CWIP-Lacy Rd Fitchrona-Seminol	-	-	-	-	-	-	-	-	
			\$	\$	\$	\$	\$	\$	\$	\$	
			1,327,120	234,127	1,422,120	2,793,293	-	2,793,293	-	2,793,293	

City of Fitchburg  
Technology Fund #700  
2023 Operating Budget

Acct #	Account Name	2021 Actual	2022 Adopted Budget	06/2022 YTD Actual	2022 Estimate	2023 Budget Request	Revisions Thru Adoption	2023 Adopted Budget	Budget Change	
700-4329-100	OTHER FED GRANT	\$ -	\$ -	\$ -	\$ -	\$ -	\$ -	\$ -	\$ -	100.0%
700-4850-000	DONATIONS	\$ 7,000	\$ -	\$ -	\$ -	\$ -	\$ -	\$ -	\$ -	100.0%
700-4760-000	ISF CHARGES TO OTHER DEPTS-OPG	\$ 794,750	\$ 1,031,276	\$ 525,212	\$ 1,040,850	\$ 1,149,044	\$ 122,222	\$ 1,271,266	\$ 239,990	23.3%
700-4760-001	ISF CHARGES TO OTHER DEPTS-CAP	\$ 86,200	\$ 86,595	\$ 43,298	\$ 86,595	\$ 86,600	\$ -	\$ 86,600	\$ 5	0.0%
700-4761-000	ISF CHARGES TO MPSIS	\$ 229,070	\$ 241,651	\$ 118,432	\$ 242,255	\$ 250,288	\$ -	\$ 250,288	\$ 8,637	3.6%
700-4800-000	OTHER REVENUE	\$ -	\$ -	\$ -	\$ -	\$ -	\$ -	\$ -	\$ -	100.0%
700-4810-000	INTEREST ON TEMP INVESTMENTS	\$ 492	\$ 500	\$ 662	\$ 1,000	\$ 750	\$ -	\$ 750	\$ 250	50.0%
700-4860-000	PCARD REBATE	\$ 2,723	\$ 5,000	\$ -	\$ 5,000	\$ 5,000	\$ -	\$ 5,000	\$ -	0.0%
700-4890-400	ALLOCATED INSURANCE DIVIDEND	\$ -	\$ -	\$ -	\$ -	\$ -	\$ -	\$ -	\$ -	100.0%
700-4922-229	TRANSFER FROM ARPA FUND	\$ 5,924	\$ -	\$ 18,600	\$ -	\$ 3,600	\$ -	\$ 3,600	\$ 3,600	100.0%
700-4922-400	TRANSFER FROM FUND 400	\$ -	\$ -	\$ -	\$ -	\$ -	\$ -	\$ -	\$ -	100.0%
700-4930-000	FUND BALANCE APPLIED	\$ -	\$ -	\$ -	\$ -	\$ -	\$ -	\$ -	\$ -	100.0%
	<b>Total Revenues</b>	\$ 1,126,158	\$ 1,365,022	\$ 706,203	\$ 1,375,700	\$ 1,495,282	\$ 122,222	\$ 1,617,504	\$ 252,482	18.5%

Acct #	Account Name	2021 Actual	2022 Adopted Budget	06/2022 YTD Actual	2022 Estimate	2023 Budget Request	Revisions Thru Adoption	2023 Adopted Budget	Budget Change	
700-5145-110	SALARIES & WAGES-IT	\$ 240,028	\$ 305,586	\$ 121,208	\$ 308,263	\$ 330,966	\$ 76,024	\$ 406,990	\$ 101,404	33.2%
700-5145-115	OVERTIME WAGES	\$ 625	\$ 4,639	\$ 226	\$ 4,619	\$ 4,903	\$ 2,193	\$ 7,096	\$ 2,457	53.0%
700-5145-120	PT/LTE/SEASONAL WAGES	\$ -	\$ 11,475	\$ -	\$ -	\$ 15,921	\$ (15,921)	\$ -	\$ (11,475)	-100.0%
700-5145-131	FICA	\$ 17,762	\$ 24,652	\$ 8,978	\$ 23,976	\$ 26,912	\$ 4,766	\$ 31,678	\$ 7,026	28.5%
700-5145-132	WRS	\$ 16,138	\$ 20,199	\$ 7,912	\$ 20,372	\$ 22,839	\$ 5,319	\$ 28,158	\$ 7,959	39.4%
700-5145-135	LONGEVITY	\$ 504	\$ 536	\$ 536	\$ 536	\$ -	\$ -	\$ -	\$ (536)	-100.0%
700-5145-160	HEALTH INS	\$ 48,215	\$ 69,172	\$ 28,323	\$ 69,172	\$ 72,653	\$ 20,962	\$ 93,615	\$ 24,443	35.3%
700-5145-161	LIFE INS	\$ 267	\$ 340	\$ 158	\$ 293	\$ 321	\$ 109	\$ 430	\$ 90	26.5%
700-5145-162	DISABILITY INS	\$ -	\$ 1,540	\$ -	\$ -	\$ 1,600	\$ 400	\$ 2,000	\$ 460	29.9%
700-5145-163	DENTAL INS	\$ 3,097	\$ 4,562	\$ 1,772	\$ 4,344	\$ 4,561	\$ 1,332	\$ 5,893	\$ 1,331	29.2%
700-5145-181	PAY FOR PERFORMANCE	\$ -	\$ -	\$ -	\$ -	\$ -	\$ -	\$ -	\$ -	100.0%

700-5146-110	SALARIES & WAGES-IT	\$ 164,860	\$ 172,696	\$ 83,966	\$ 174,041	\$ 178,227	\$ -	\$ 178,227	\$ 5,531	3.2%
700-5146-115	OVERTIME WAGES	\$ 393	\$ 1,697	\$ 24	\$ 1,687	\$ 1,768	\$ -	\$ 1,768	\$ 71	4.2%
700-5146-131	FICA	\$ 12,183	\$ 13,359	\$ 6,142	\$ 13,461	\$ 13,770	\$ -	\$ 13,770	\$ 411	3.1%
700-5146-132	WRS	\$ 11,111	\$ 11,351	\$ 5,471	\$ 11,437	\$ 12,240	\$ -	\$ 12,240	\$ 889	7.8%
700-5146-135	LONGEVITY	\$ 216	\$ 230	\$ 230	\$ 230	\$ -	\$ -	\$ -	\$ (230)	-100.0%
700-5146-160	HEALTH INS	\$ 37,349	\$ 38,724	\$ 20,975	\$ 38,724	\$ 40,680	\$ -	\$ 40,680	\$ 1,956	5.1%
700-5146-161	LIFE INS	\$ 215	\$ 219	\$ 134	\$ 221	\$ 226	\$ -	\$ 226	\$ 7	3.2%
700-5146-162	DISABILITY INS	\$ -	\$ 798	\$ -	\$ -	\$ 800	\$ -	\$ 800	\$ 2	0.3%
700-5146-163	DENTAL INS	\$ 2,434	\$ 2,578	\$ 1,330	\$ 2,455	\$ 2,578	\$ -	\$ 2,578	\$ -	0.0%
	<b>Personnel Costs</b>	\$ 555,398	\$ 684,353	\$ 287,385	\$ 673,831	\$ 730,965	\$ 95,184	\$ 826,149	\$ 141,796	20.7%

700-5145-210	PROFESSIONAL SERVICES	\$ 30,108	\$ 41,700	\$ 19,771	\$ 41,000	\$ 41,700	\$ -	\$ 41,700	\$ -	0.0%
700-5145-245	COMPUTER REPL & MAINT	\$ 223,882	\$ 287,850	\$ 130,191	\$ 287,850	\$ 392,990	\$ -	\$ 392,990	\$ 105,140	36.5%
700-5145-250	PUBLIC NOTICES & ADVERTISEMENT	\$ -	\$ -	\$ 175	\$ -	\$ -	\$ -	\$ -	\$ -	100.0%
700-5145-290	OTHER CONTRACTUAL SERVICES	\$ -	\$ -	\$ 7	\$ -	\$ -	\$ 435	\$ 435	\$ 435	100.0%
	<b>Contractual Services Costs</b>	\$ 253,990	\$ 329,550	\$ 150,145	\$ 328,850	\$ 434,690	\$ 435	\$ 435,125	\$ 105,575	32.0%

700-5145-310	OFFICE SUPPLIES & POSTAGE	\$ 36	\$ 250	\$ 50	\$ 150	\$ 250	\$ -	\$ 250	\$ -	0.0%
700-5145-320	PUB. SUBSCRIPTIONS/DUES	\$ 50	\$ 100	\$ 50	\$ 100	\$ 100	\$ -	\$ 100	\$ -	0.0%
700-5145-325	TRAINING & TRAVEL	\$ 4,343	\$ 14,200	\$ 4,013	\$ 14,000	\$ 16,000	\$ 1,500	\$ 17,500	\$ 3,300	23.2%
700-5145-330	VEHICLE REIMBURSEMENT	\$ 70	\$ 500	\$ -	\$ 100	\$ 500	\$ -	\$ 500	\$ -	0.0%
700-5145-340	OPER MATERIALS & SUPPLIES	\$ -	\$ -	\$ -	\$ -	\$ -	\$ -	\$ -	\$ -	100.0%
700-5145-355	EQUIPMENT EXPENSE	\$ 30,617	\$ 129,700	\$ 75,490	\$ 129,700	\$ 108,900	\$ 17,650	\$ 126,550	\$ (3,150)	-2.4%
700-5145-363	COMMUNICATIONS EXPENSE	\$ 52,147	\$ 76,350	\$ 22,505	\$ 76,350	\$ 72,230	\$ 4,280	\$ 76,510	\$ 160	0.2%
700-5145-365	TELEPHONE EXPENSE	\$ 30,343	\$ 30,661	\$ 20,369	\$ 30,660	\$ 27,630	\$ 900	\$ 28,530	\$ (2,131)	-7.0%
	<b>Operating Costs</b>	\$ 117,606	\$ 251,761	\$ 122,477	\$ 251,060	\$ 225,610	\$ 24,330	\$ 249,940	\$ (1,821)	-0.7%

700-5145-505	LEASE/RENTAL COSTS	\$ -	\$ -	\$ -	\$ -	\$ -	\$ -	\$ -	\$ -	100.0%
700-5145-530	DEPRECIATION EXPENSE	\$ 23,988	\$ 86,600	\$ -	\$ 86,595	\$ 86,600	\$ -	\$ 86,600	\$ -	0.0%
700-5145-572	INSURANCE ISF ALLOCATION	\$ 6,515	\$ 7,265	\$ 3,633	\$ 7,265	\$ 8,075	\$ 106	\$ 8,181	\$ 916	12.6%
700-5145-590	ALLOC INSURANCE - BLDG, LI, WC	\$ -	\$ -	\$ -	\$ -	\$ -	\$ -	\$ -	\$ -	100.0%
700-5145-595	WORKER'S COMPENSATION INSUR	\$ -	\$ -	\$ -	\$ -	\$ -	\$ -	\$ -	\$ -	100.0%
	<b>Allocated Costs</b>	\$ 30,503	\$ 93,865	\$ 3,633	\$ 93,860	\$ 94,675	\$ 106	\$ 94,781	\$ 916	1.0%
	<b>Total Expenditures</b>	\$ 957,497	\$ 1,359,529	\$ 563,640	\$ 1,347,601	\$ 1,485,940	\$ 120,055	\$ 1,605,995	\$ 246,466	18.1%

<b>Net Surplus/(Deficit)</b>	\$ 168,662	\$ 5,493	\$ 142,563	\$ 28,099	\$ 9,342	\$ 2,167	\$ 11,509	\$ 6,016
------------------------------	------------	----------	------------	-----------	----------	----------	-----------	----------

**Net Invested in Fixed Assets**

Beginning Fund Balance	\$ 88,948	\$ 112,951	\$ 112,951	\$ 112,951	\$ 132,356	\$ -	\$ 132,356
Depreciation Expense	\$ (23,988)	\$ (86,600)	\$ -	\$ (86,595)	\$ (86,600)	\$ -	\$ (86,600)
Capital Purchases	\$ 47,990	\$ 106,000	\$ 35,824	\$ 106,000	\$ 38,500	\$ (106)	\$ 38,500
700-34137 Estimated Ending Fund Balance	\$ 112,951	\$ 132,351	\$ 148,775	\$ 132,356	\$ 84,256	\$ (106)	\$ 84,256

**Fixed Asset Replacement Funds**

Beginning Fund Balance	\$ 217,264	\$ 255,474	\$ 255,474	\$ 255,474	\$ 236,069	\$ -	\$ 236,069
Depreciation Charges to Others	\$ 86,200	\$ 86,595	\$ 43,298	\$ 86,595	\$ 86,600	\$ -	\$ 86,600
Transfer from F400	\$ -	\$ -	\$ -	\$ -	\$ -	\$ -	\$ -
Capital Purchases	\$ (47,990)	\$ (106,000)	\$ (35,824)	\$ (106,000)	\$ (38,500)	\$ -	\$ (38,500)
700-34205 Estimated Ending Fund Balance	\$ 255,474	\$ 236,069	\$ 262,947	\$ 236,069	\$ 284,169	\$ -	\$ 284,169

**Reserves**

Beginning Fund Balance	\$ 217,604	\$ 324,053	\$ 324,053	\$ 324,053	\$ 352,152	\$ -	\$ 352,152
Annual Activity	\$ 106,449	\$ 5,498	\$ 99,266	\$ 28,099	\$ 9,342	\$ -	\$ 11,509
Estimated Ending Fund Balance	\$ 324,053	\$ 329,551	\$ 423,319	\$ 352,152	\$ 361,494	\$ -	\$ 363,661
700-33000 % of Expenditures (incl. depreciation)	33.8%	24.2%		26.1%	24.3%		22.6%

FA #	Account Name	As of 2021	Adopted Budget	As of 6/30/2022	2022 Estimate	2023 Request	Thru Adoption	2023 Budget	Budget Change
700-17001	FA - DATA STORAGE	\$ -	\$ -	\$ -	\$ -	\$ 25,000	\$ -	\$ 25,000	\$ 25,000
700-17002	FA - PRODUCTION DATA CENTER	\$ 107,332	\$ -	\$ -	\$ -	\$ -	\$ -	\$ -	\$ -
700-17003	FA - FIREWALL	\$ 47,990	\$ -	\$ -	\$ -	\$ -	\$ -	\$ -	\$ -
700-17004	FA - WIFI	\$ -	\$ -	\$ -	\$ -	\$ -	\$ -	\$ -	\$ -
700-17005	FA - NETWORK SWITCHES	\$ 9,099	\$ 26,000	\$ 35,824	\$ 36,000	\$ 13,500	\$ -	\$ 13,500	\$ (12,500)
700-17006	FA - NVR (CAMERAS)	\$ -	\$ 15,000	\$ -	\$ 15,000	\$ -	\$ -	\$ -	\$ (15,000)
700-17007	FA - DR DATA CENTER	\$ -	\$ 65,000	\$ -	\$ 55,000	\$ -	\$ -	\$ -	\$ (65,000)
	<b>Total</b>	\$ 164,421	\$ 106,000	\$ 35,824	\$ 106,000	\$ 38,500	\$ -	\$ 38,500	\$ (67,500)

City of Fitchburg  
Insurance/Risk Management Fund #710  
2023 Operating Budget

Acct #	Account Name	2022			2023		Revisions Thru Adoption	2023		Budget Change
		2021 Actual	2022 Adopted Budget	06/2022 YTD Actual	2022 Estimate	2023 Budget Request		2023 Adopted Budget	Budget Change	
710-4760-000	ISF Charges to Other Depts	\$ 574,190	\$ 617,132	\$ 310,921	\$ 619,487	\$ 618,925	\$ 9,939	\$ 628,864	\$ 11,732	1.9%
710-4800-000	OTHER REVENUE	\$ 2,260	\$ -	\$ -	\$ -	\$ -	\$ -	\$ -	\$ -	100.0%
710-4810-000	INTEREST ON TEMP INVESTMENTS	\$ 256	\$ 200	\$ 276	\$ 200	\$ 200	\$ -	\$ 200	\$ -	0.0%
710-4840-000	INSURANCE RECOVERIES - PS	\$ 11,946	\$ -	\$ -	\$ -	\$ -	\$ -	\$ -	\$ -	100.0%
710-4840-005	INSURANCE RECOVERIES - GEN	\$ -	\$ -	\$ -	\$ -	\$ -	\$ -	\$ -	\$ -	100.0%
710-4860-000	PCARD REBATE	\$ 82	\$ -	\$ -	\$ -	\$ -	\$ -	\$ -	\$ -	100.0%
710-4890-400	ALLOCATED INSURANCE DIVIDEND	\$ 41,376	\$ -	\$ -	\$ 10,010	\$ 10,000	\$ -	\$ 10,000	\$ 10,000	100.0%
710-4930-000	FUND BALANCE APPLIED	\$ -	\$ -	\$ -	\$ -	\$ -	\$ -	\$ -	\$ -	100.0%
	<b>Total Revenues</b>	<b>\$ 630,111</b>	<b>\$ 617,332</b>	<b>\$ 311,197</b>	<b>\$ 629,697</b>	<b>\$ 629,125</b>	<b>\$ 9,939</b>	<b>\$ 639,064</b>	<b>\$ 21,732</b>	<b>3.5%</b>

Acct #	Account Name	2022			2023		Revisions Thru Adoption	2023		Budget Change
		2021 Actual	2022 Adopted Budget	06/2022 YTD Actual	2022 Estimate	2023 Budget Request		2023 Adopted Budget	Budget Change	
710-5154-210	PROFESSIONAL SERVICES	\$ 747	\$ -	\$ -	\$ -	\$ -	\$ -	\$ -	\$ -	100.0%
	<b>Contractual Services Costs</b>	<b>\$ 747</b>	<b>\$ -</b>	<b>\$ -</b>	<b>\$ -</b>	<b>\$ -</b>	<b>\$ -</b>	<b>\$ -</b>	<b>\$ -</b>	<b>100.0%</b>
710-5154-510	BOILER/EQUIP BREAKDOWN INS	\$ 4,279	\$ 4,900	\$ 4,488	\$ 4,488	\$ 5,200	\$ -	\$ 5,200	\$ 300	6.1%
710-5154-511	PROPERTY INSURANCE	\$ 73,276	\$ 79,295	\$ -	\$ 80,210	\$ 86,450	\$ -	\$ 86,450	\$ 7,155	9.0%
710-5154-512	LIABILITY INSURANCE - GENERAL	\$ 96,408	\$ 102,270	\$ 104,388	\$ 105,549	\$ 106,265	\$ -	\$ 106,265	\$ 3,995	3.9%
710-5154-513	POLICE PROFESSIONAL E & O	\$ -	\$ -	\$ -	\$ -	\$ -	\$ -	\$ -	\$ -	100.0%
710-5154-514	AUTOMOBILE	\$ 30,052	\$ 33,055	\$ 32,065	\$ 32,065	\$ 35,270	\$ -	\$ 35,270	\$ 2,215	6.7%
710-5154-515	UMBRELLA LIABILITY	\$ -	\$ -	\$ -	\$ -	\$ -	\$ -	\$ -	\$ -	100.0%
710-5154-516	UTILITY INSURANCE (REIMBURSED)	\$ -	\$ -	\$ -	\$ -	\$ -	\$ -	\$ -	\$ -	100.0%
710-5154-517	PUBLIC OFFICIALS LIABILITY	\$ -	\$ -	\$ -	\$ -	\$ -	\$ -	\$ -	\$ -	100.0%
710-5154-519	UNINSURED CLAIMS/DEDUCT RES	\$ -	\$ -	\$ -	\$ -	\$ -	\$ -	\$ -	\$ -	100.0%
710-5154-520	EMPLOYEE BONDS & OTHER	\$ -	\$ -	\$ -	\$ -	\$ -	\$ -	\$ -	\$ -	100.0%
710-5154-550	LIABILITY LOSSES RETAINED-PS	\$ 19,822	\$ -	\$ -	\$ 20,000	\$ -	\$ -	\$ -	\$ -	100.0%
710-5154-551	LIABILITY LOSSES RETAINED-HWY	\$ -	\$ -	\$ 1,948	\$ -	\$ -	\$ -	\$ -	\$ -	100.0%
710-5154-552	LIABILITY LOSSES RETAINED-UTIL	\$ -	\$ -	\$ -	\$ -	\$ -	\$ -	\$ -	\$ -	100.0%
710-5154-553	LIABILITY LOSSES RETAINED-LIB	\$ -	\$ -	\$ -	\$ -	\$ -	\$ -	\$ -	\$ -	100.0%
710-5154-554	LIABILITY LOSSES RETAINED-SPR	\$ -	\$ -	\$ -	\$ -	\$ -	\$ -	\$ -	\$ -	100.0%
710-5154-555	LIABILITY LOSSES RETAINED-GEN	\$ 28,378	\$ 90,000	\$ -	\$ 100,000	\$ 90,000	\$ -	\$ 90,000	\$ -	0.0%
710-5154-595	WORKER'S COMPENSATION INSUR	\$ 266,314	\$ 300,604	\$ 271,998	\$ 285,302	\$ 288,721	\$ 9,939	\$ 298,660	\$ (1,944)	-0.6%
710-5154-596	UNEMPLOYMENT INSURANCE EXPENSI	\$ (1,798)	\$ -	\$ 7,285	\$ 7,821	\$ -	\$ -	\$ -	\$ -	100.0%
710-5154-599	VOL FF ACCIDENT & HEALTH	\$ 6,534	\$ 7,000	\$ 6,415	\$ 6,415	\$ 7,000	\$ -	\$ 7,000	\$ -	0.0%
	<b>Allocated Costs</b>	<b>\$ 523,264</b>	<b>\$ 617,124</b>	<b>\$ 428,588</b>	<b>\$ 641,850</b>	<b>\$ 618,906</b>	<b>\$ 9,939</b>	<b>\$ 628,845</b>	<b>\$ 11,721</b>	<b>1.9%</b>
	<b>Total Expenditures</b>	<b>\$ 524,011</b>	<b>\$ 617,124</b>	<b>\$ 428,588</b>	<b>\$ 641,850</b>	<b>\$ 618,906</b>	<b>\$ 9,939</b>	<b>\$ 628,845</b>	<b>\$ 11,721</b>	<b>1.9%</b>

**Net Surplus/(Deficit)** \$ 106,100 \$ 208 \$ (117,391) \$ (12,153) \$ 10,219 \$ - \$ 10,219 \$ 10,011

Beginning Fund Balance	\$ 133,448	\$ 239,548	\$ 239,548	\$ 239,548	\$ 227,395	\$ 227,395
Annual Activity	\$ 106,100	\$ 208	\$ (117,391)	\$ (12,153)	\$ 10,219	\$ 10,219
Estimated Ending Fund Balance	<b>\$ 239,548</b>	<b>\$ 239,756</b>	<b>\$ 122,157</b>	<b>\$ 227,395</b>	<b>\$ 237,614</b>	<b>\$ 237,614</b>

% of Expenditures 45.7% 38.9% 35.4% 38.4% 37.8%

**City of Fitchburg, Wisconsin (Including Town of Madison Absorption)**  
**2022 Tax Levy (Collected 2023)**  
**Tax Roll Summary**

**Amended**

Taxing Jurisdiction	Actual Levy	Equalized w/o TID Value	Interim Rate/M	Equalized w/ TID Value	Total Tax Levy w/ TID (millrate w/s)	Tax Levy w/o TID	Tax Increment
Dane County	11,701,428.63	4,290,830,573		4,835,636,273	13,192,051.65	11,701,428.63	1,490,623.02
#1 - Madison School District (133)	19,305,166.74	1,936,289,172		2,225,359,072	22,187,240.62	19,305,166.74	2,882,073.88
#2 - Oregon School District (134)	6,785,878.82	674,871,368		827,720,868	8,322,791.27	6,785,878.82	1,536,912.45
#3 - Verona School District (135)	19,148,238.42	1,679,670,033		1,782,556,333	20,321,142.20	19,148,238.42	1,172,903.78
City of Fitchburg	28,798,700.00	4,290,830,573		4,835,636,273	32,471,034.60	28,798,700.00	3,672,334.60
Madison College (aka MATC)	3,095,932.16	4,290,830,573		4,835,636,273	3,489,021.07	3,095,932.16	393,088.91
<b>TOTALS:</b>	<b>88,835,344.77</b>				<b>99,983,281.41</b>	<b>88,835,344.77</b>	<b>11,147,936.64</b>
Change from PY	9.3%				5.9%		
TID #4 Incremental Value (Equalized) - Madison/Oregon School District				242,368,400		TID #4 Increment	4,880,620.86
TID #6 Incremental Value (Equalized) - Verona School District				-		TID #6 Increment	0.00
TID #9 Incremental Value (Equalized) - Verona School District				102,886,300		TID #9 Increment	2,217,155.52
TID #10 Incremental Value (Equalized) - Madison School District				60,908,800		TID #10 Increment	1,225,468.92
TID #11 Incremental Value (Equalized) - Oregon School District				-		TID #11 Increment	0.00
TID #12 Incremental Value (Equalized) - Madison/Oregon School District				89,557,800		TID #12 Increment	1,809,144.50
TID #13 Incremental Value (Equalized) - Oregon School District				17,382,800		TID #13 Increment	351,213.22
TID #14 Incremental Value (Equalized) - Oregon School District				-		TID #14 Increment	0.00
TID #15 Incremental Value (Equalized) - Madison School District				31,701,600		TID #15 Increment	664,333.62
				<b>544,805,700</b>		<b>Total Increment</b>	<b>11,147,936.64</b>

**ASSESSED VALUES**

	Assessed Value	Δ from PY	Assessment Ratio
#1 - Madison School District	2,197,556,080	24.4%	n/a
#2 - Oregon School District	915,131,700	31.7%	
#3 - Verona School District	1,713,303,300	15.1%	
Total Assessed Value	<b>4,825,991,080</b>	<b>22.2%</b>	

TAX RATES	School #3269	School #4144	School #5901	SPECIAL ASSESSMENTS AND CHARGES	
	Madison	Oregon	Verona		
Dane County	2.7335	2.7335	2.7335	Water Mains & Sanitary Sewer	26,030.62
City of Fitchburg	6.7284	6.7284	6.7284	Stormwater Utility	0.00
School District (varies)	10.0963	9.0946	11.8608	Delinquent Utilities - Water (City)	22,303.00
Madison College (aka MATC)	0.7230	0.7230	0.7230	Delinquent Utilities - Sewer (City)	28,146.18
Sub-Total	20.2812	19.2795	22.0457	Delinquent Utilities - Stormwater (City)	17,473.42
State School Tax Credit	-1.4473	-1.4473	-1.4473	Delinquent Utilities (Oregon)	0.00
\$6,984,854.85				Delinquent Utilities (Madison)	0.00
<b>TOTAL NET TAX RATES</b>	<b>18.8339</b>	<b>17.8322</b>	<b>20.5984</b>	City Invoices - weed cutting/lawn maintenance/mattr	4,050.95
Prior Year Net Tax Rates (City)	21.9553	20.9177	23.2642	Lottery Credit Chargebacks (State)	2,863.67
Increase/(Decrease) in Net Tax R	(3.12)	(3.09)	(2.67)	Street Improvements (sidewalks, etc) (City)	12,523.60
% Increase/(Decrease) in Net Tax	-14.22%	-14.75%	-11.46%	Utility Charges (Town of Madison)	103,652.48
Lottery Credit (maximum)	278.17	280.54	318.06	Private Septic (from Madison Public Health)	9,206.10
First Dollar Credit (maximum)	84.75	85.47	96.90	Ag Conversion Charge	11,995.33
	362.92	366.01	414.96	Garbage-Prior Year (new builds) & delinq inv	22,917.88
LC/FDC change from PY	-25.68	11.54	-16.06	Brush Charges	\$7.00/unit 26,362.00
				Garbage/Refuse-Current Year	\$228/unit 1,366,860.00
				<b>TOTAL SPECIALS:</b>	<b>1,654,385.23</b>
				Omitted Taxes - Prior Years (excl specials)	0.00
				Corrections of Errors 70.43	(3,564.38)
				Managed Forest Land Taxes 115 acres	1,173.00
				<b>TOTAL TAX ROLL</b>	<b>101,635,275.26</b>
				over/under	1.01
				SoT balance (Line T1)	<b>101,635,276.27</b>

**FINAL - EQUATED**  
**STATEMENT OF ASSESSMENT FOR 2022**

13      225      0389  
 CO      MUN      ACCT NO

This is an Amended Return

FOR CITY OF OF FITCHBURG DANE COUNTY  
*Town - Village - City      Municipality Name      County Name*

Line No.	REAL ESTATE (See Lines 18 - 22 for other Real Estate)	PARCEL COUNT		NO. OF ACRES <b>WHOLE NUMBERS ONLY</b> (Col. C)	VALUE OF LAND (Col. D)	VALUE OF IMPROVEMENTS (Col. E)	TOTAL VALUE OF LAND AND IMPROVEMENTS (Col. F)
		TOTAL LAND (Col. A)	IMPROVEMENTS (Col. B)				
1	RESIDENTIAL - Class 1	7,276	6,977	2,879	598,030,700	2,051,397,100	2,649,427,800
2	COMMERCIAL - Class 2	553	455	1,264	324,909,800	1,216,432,400	1,541,342,200
3	MANUFACTURING - Class 3	38	32	619	57,121,700	267,078,100	324,199,800
4	AGRICULTURAL - Class 4	438		9,503	2,591,800		2,591,800
5	UNDEVELOPED - Class 5	224		1,271	1,730,500		1,730,500
6	AGRICULTURAL FOREST - Class 5m	131		990	4,656,100		4,656,100
7	FOREST LANDS - Class 6	29		199	1,865,800		1,865,800
8	OTHER - Class 7	83	83	195	7,604,000	18,506,000	26,110,000
9	TOTAL - ALL COLUMNS	8,772	7,547	16,920	998,510,400	3,553,413,600	4,551,924,000
10	NUMBER OF PERSONAL PROPERTY ACCOUNTS IN ROLL			773	LOCALLY ASSESSED	MANUFACTURING	MERGED
11	BOATS AND OTHER WATERCRAFT NOT EXEMPT - Code 1				66,600	23,800	90,400
12	MACHINERY, TOOLS AND PATTERNS - Code 2					55,849,600	55,849,600
13	FURNITURE, FIXTURES AND EQUIPMENT - Code 3				29,169,100	15,084,100	44,253,200
14	ALL OTHER PERSONAL PROPERTY NOT EXEMPT - Codes 4A, 4B, 4C				9,305,300	4,091,600	13,396,900
15	TOTAL OF PERSONAL PROPERTY NOT EXEMPT (Total of Lines 11-14)				38,541,000	75,049,100	113,590,100
16	<b>AGGREGATE ASSESSED VALUE OF ALL PROPERTY SUBJECT TO THE GENERAL PROPERTY TAX (Total of Lines 9F and 15F)</b> <b>MUST EQUAL TOTAL VALUE OF THE SCHOOL DISTRICTS (K-12 PLUS K-8) - Line 50, Col. F</b>						<b>4,665,514,100</b>
17	BOARD OF REVIEW DATE OF FINAL ADJOURNMENT	10/12/2022	Name of Assessor CITY OF FITCHBURG ASSESSORS OFFICE			Telephone # (608) 270-4235	

**REMARKS**  
 The Assessment Ratio to be used in calculating the estimated Fair Market Value on tax bills for this tax district is 1.000137798  
 This ratio should be used to convert assessed values to "Calculate Equalized Values" in Step 1 of the Lottery and Gaming Credit Calculations.  
 This ratio should be used in the "Computation of Tax Equivalent" schedule of the Annual Reports filed by the municipal electric, gas and water utilities with the Public Service Commission

**FOREST CROP AND OTHER EXEMPT LAND**

2022      13      225      0389  
 YEAR      CO      MUN      ACCT NO

FOREST LANDS (Line 7) and FOREST CROPS (in this section) - are **NOT** the same

18	(a) PARCELS	<b>Private Forest Crop - Reg Class @ 10¢ per acre</b> (b) ACRES		(c) ASSESSED VALUE	(d) PARCELS	<b>Private Forest Crop - Reg Class @ \$2.52 per acre</b> (e) ACRES		(f) ASSESSED VALUE	
19	(a) PARCELS	<b>Private Forest Crop - Special Class @ 20¢ per acre</b> (b) ACRES		(c) ASSESSED VALUE	(d) PARCELS	<b>Entered Before 2005 Managed Forest - Ferrous Mining CLOSED @ \$7.87 per acre</b> (e) ACRES		(f) ASSESSED VALUE	
20	(a) PARCELS	<b>Entered Before 2005 Managed Forest - OPEN @ 74¢ per acre</b> (b) ACRES		(c) ASSESSED VALUE	(d) PARCELS	<b>Entered Before 2005 Managed Forest - CLOSED @ \$1.75 per acre</b> (e) ACRES		(f) ASSESSED VALUE	
21	(a) PARCELS	<b>Entered After 2004 Managed Forest - OPEN @ \$2.04 per acre</b> (b) ACRES		(c) ASSESSED VALUE	(d) PARCELS	<b>Entered After 2004 Managed Forest - CLOSED @ \$10.20 per acre</b> (e) ACRES		(f) ASSESSED VALUE	
					5	115		808,400	
22	<b>(a) County Forest Cropland Acres</b>		<b>(b) Federal Acres</b>		<b>(c) State Acres</b>		<b>(d) County (NOT FOREST CROP) Acres</b>		<b>(e) Other Acres</b>
			220.79		1,308.52		553		1,765.94
23	<b>Assessed Value of Omitted Property From Prior Years (Sec. 70.44)</b>				<b>Assessed Value of Sec. 70.43 Corrections of Errors by Assessors</b>				
	(a) REAL ESTATE		(b) PERSONAL		(c1) REAL ESTATE		(c2) PERSONAL		
							-170,400		
	<b>Manufacturing Equated Value of Omitted Property From Prior Years (Sec. 70.995)</b>				<b>Mfg. Equated Value of Sec.70.43 Corrections of Errors by Assessors</b>				
	(d) REAL ESTATE		(e) PERSONAL		(f1) REAL ESTATE		(f2) PERSONAL		

**SPECIAL DISTRICTS**

Line No.	Enter 6-digit Special District Code (Col. A)	Account Number (Col. B)	Special District Name (Col. C)	Locally Assessed Value of Real Estate and Personal Property (Col. D)	Mfg Value of Real Estate and Personal Property (Col. E)	Merged Value of Real Estate and Personal Property (Col. F)
24	135150	0071	MADISON METRO SEWER DISTRICT	4,041,098,200	397,897,400	4,438,995,600
25						
26						
27						
28						
29						
30						
31						
32						
33						
34						
35						

**SCHOOL DISTRICTS**

2022  
YEAR
13  
CO
225  
MUN
0389  
ACCT NO

Line No.	Enter 6-digit School District Code (Col. A)	Account Number (Col. B)	School District Name (Col. C)	Locally Assessed Value of Real Estate and Personal Property (Col. D)	Mfg Value of Real Estate and Personal Property (Col. E)	Merged Value of Real Estate and Personal Property (Col. F)
<b>A. SCHOOL DISTRICTS (K-8 and K-12)</b>						
36	133269	0086	SCH D OF MADISON METROPOLITAN	1,882,613,000	154,314,000	2,036,927,000
37	134144	0092	SCH D OF OREGON	808,938,600	106,345,200	915,283,800
38	135901	0095	SCH D OF VERONA AREA	1,574,713,600	138,589,700	1,713,303,300
39						
40						
41						
42						
43						
44						
45						
46						
47						
48						
49						
50	TOTAL ASSESSED VALUE OF SCHOOL DISTRICTS (K-8 and K-12)			4,266,265,200	399,248,900	4,665,514,100
<b>B. UNION HIGH SCHOOL DISTRICTS</b>						
51						
52						
53						
54						
55	TOTAL ASSESSED VALUE OF UNION HIGH SCHOOLS					
<b>C. TECHNICAL COLLEGE DISTRICTS</b>						
56	000400	0004	MADISON AREA TECHNICAL COLLEGE MADN	4,266,265,200	399,248,900	4,665,514,100
57						
58						
59	TOTAL ASSESSED VALUE OF TECHNICAL COLLEGES			4,266,265,200	399,248,900	4,665,514,100

*I hereby certify, to the best of my knowledge and belief, this form is complete and correct.*

Name PEGGY LLONTOP	Title	Submission date 10 / 24 / 2022
Phone ( 608 ) 266 - 4120	Email address LLONTOP@COUNTYOFDANE.COM	

## FINAL STATEMENT OF ASSESMENT (SOA)

- Each municipality's SOA is completed after the Board of Review and includes any changes made to the locally assessed values, under state law (sec. 70.53, Wis. Stats.)
- The Wisconsin Department of Revenue (DOR) merges the locally assessed values with the state assessed manufacturing values
- DOR provides the information regarding district names and codes. If a district is not listed, contact DOR.

**Note:** *If you submit an amended SOA to DOR after your municipality's SOA is equated and posted to our website, we will process the SOA. However, DOR will not recalculate the aggregate ratio or update the final SOA posted on our website. You should use the corrected values to calculate your tax rates.*

### Page 1: Real Estate and Personal Property

- Lines 1-9 — assessed real estate values, parcel counts and acres by classification
- Lines 10-15 — assessed personal property values and number of accounts by class
- Line 16 — aggregate assessed value of all property subject to general property; use to calculate tax rates. Note: This line equals the total assessed value of K-8 and K-12 school districts (Line 50) and total assessed value of technical colleges (Line 59).
- Remarks — assessment ratio used to calculate estimated fair market value on property tax bills

### Page 2: Forest Crop, Other Exempt Land and Special Districts

- Lines 18-21 — private forest crop and managed forest lands assessed values
- Line 22 — tax exempt land acres
- Line 23 — prior years assessed value of omitted property under sec. 70.44 and correction of errors under sec. 70.43 shown by locally assessed or manufacturing real estate and personal property. Note: If there is an amount on this line, report the corresponding tax in the Statement of Taxes, Sections J or K.
- Lines 24-35 — special district assessed values. These values are used to calculate tax rates for the special districts.

### Page 3: School Districts

- Lines 36-50 — school districts (K-8 and K-12) assessed values. These values are used to calculate tax rates for school districts.
- Lines 51-55 — union high school district assessed values. These values are used to calculate tax rates for union high school districts.
- Lines 56-59 — technical college assessed values. These values are used to calculate tax rates for technical colleges.

If you have questions: Email: [lgs@wisconsin.gov](mailto:lgs@wisconsin.gov)  
Phone: (608) 266-2569 or (608) 264-6892  
Fax: (608) 264-6887

TRACY OLDENBURG  
CITY OF FITCHBURG  
5520 LACY RD  
FITCHBURG, WI 53711 - 5318

**WISCONSIN DEPARTMENT OF REVENUE  
2022 STATEMENT OF CHANGES IN EQUALIZED VALUES BY CLASS AND ITEM**

County 13 Dane  
City 225 Fitchburg

REAL ESTATE	2021 RE	Removal of	%	\$ Amount of	%	\$ Amount of	%	Correction	%	\$ Amount of	%	2022 RE	Total \$	%
	Equalized Value	Prior Year Compensation	Change	Economic Change	Change	New Constr	Change	& Compensation	Change	All Other Changes	Change	Equalized Value	Change in R.E. Value	Change
<b>Residential</b>														
Land	581,113,100	2,440,400	0%	75,862,000	13%	10,962,400	2%	0	0%	-363,100	0%	670,014,800	88,901,700	15%
Imp	1,814,157,200	-164,900	0%	235,819,000	13%	85,116,900	5%	0	0%	1,057,600	0%	2,135,985,800	321,828,600	18%
<b>Total</b>	<b>2,395,270,300</b>	<b>2,275,500</b>	<b>0%</b>	<b>311,681,000</b>	<b>13%</b>	<b>96,079,300</b>	<b>4%</b>	<b>0</b>	<b>0%</b>	<b>694,500</b>	<b>0%</b>	<b>2,806,000,600</b>	<b>410,730,300</b>	<b>17%</b>
<b>Commercial</b>														
Land	332,133,000	4,523,800	1%	23,566,000	7%	7,286,600	2%	0	0%	-3,413,400	-1%	364,096,000	31,963,000	10%
Imp	935,932,900	5,865,900	1%	65,925,900	7%	64,708,000	7%	0	0%	-51,007,500	-5%	1,021,425,200	85,492,300	9%
<b>Total</b>	<b>1,268,065,900</b>	<b>10,389,700</b>	<b>1%</b>	<b>89,491,900</b>	<b>7%</b>	<b>71,994,600</b>	<b>6%</b>	<b>0</b>	<b>0%</b>	<b>-54,420,900</b>	<b>-4%</b>	<b>1,385,521,200</b>	<b>117,455,300</b>	<b>9%</b>
<b>Manufacturing</b>														
Land	51,548,200	0	0%	1,679,300	3%	0	0%	0	0%	3,886,400	8%	57,113,900	5,565,700	11%
Imp	241,885,100	1,025,000	0%	3,053,300	1%	4,416,900	2%	0	0%	20,005,900	8%	270,386,200	28,501,100	12%
<b>Total</b>	<b>293,433,300</b>	<b>1,025,000</b>	<b>0%</b>	<b>4,732,600</b>	<b>2%</b>	<b>4,416,900</b>	<b>2%</b>	<b>0</b>	<b>0%</b>	<b>23,892,300</b>	<b>8%</b>	<b>327,500,100</b>	<b>34,066,800</b>	<b>12%</b>
<b>Agricultural</b>														
Land/Total	2,424,800	41,000	2%	130,900	5%	0	0%	0	0%	-9,500	0%	2,587,200	162,400	7%
<b>Undeveloped</b>														
Land/Total	1,167,500	186,300	16%	98,400	8%	0	0%	0	0%	-3,400	0%	1,448,800	281,300	24%
<b>Ag Forest</b>														
Land/Total	4,616,900	-103,400	-2%	0	0%	0	0%	0	0%	-306,000	-7%	4,207,500	-409,400	-9%
<b>Forest</b>														
Land/Total	2,901,400	-1,184,400	-41%	0	0%	0	0%	0	0%	-25,500	-1%	1,691,500	-1,209,900	-42%
<b>Other</b>														
Land	7,680,000	280,000	4%	0	0%	0	0%	0	0%	-160,000	-2%	7,800,000	120,000	2%
Imp	16,541,200	10,000	0%	3,310,200	20%	33,000	0%	0	0%	-2,428,500	-15%	17,465,900	924,700	6%
<b>Total</b>	<b>24,221,200</b>	<b>290,000</b>	<b>1%</b>	<b>3,310,200</b>	<b>14%</b>	<b>33,000</b>	<b>0%</b>	<b>0</b>	<b>0%</b>	<b>-2,588,500</b>	<b>-11%</b>	<b>25,265,900</b>	<b>1,044,700</b>	<b>4%</b>
<b>Total Real Estate</b>														
Land	983,584,900	6,183,700	1%	101,336,600	10%	18,249,000	2%	0	0%	-394,500	0%	1,108,959,700	125,374,800	13%
Imp	3,008,516,400	6,736,000	0%	308,108,400	10%	154,274,800	5%	0	0%	-32,372,500	-1%	3,445,263,100	436,746,700	15%
<b>Total</b>	<b>3,992,101,300</b>	<b>12,919,700</b>	<b>0%</b>	<b>409,445,000</b>	<b>10%</b>	<b>172,523,800</b>	<b>4%</b>	<b>0</b>	<b>0%</b>	<b>-32,767,000</b>	<b>-1%</b>	<b>4,554,222,800</b>	<b>562,121,500</b>	<b>14%</b>
<b>PERSONAL PROPERTY</b>	<b>Non-Mfg Personal Property</b>			<b>Manufacturing Personal Property</b>			<b>Total of All Personal Property</b>							
	<b>2021</b>	<b>2022</b>	<b>% Change</b>	<b>2021</b>	<b>2022</b>	<b>% Change</b>	<b>2021 Total</b>	<b>2022 Total</b>	<b>Tot. \$ Chg in PP</b>	<b>% Change</b>				
Watercraft	87,900	66,600	-24%	25,200	23,800	-6%	113,100	90,400	-22,700	-20%				
Machinery Tools & Patterns	0	0	N/A	56,388,500	55,842,100	-1%	56,388,500	55,842,100	-546,400	-1%				
Furniture Fixtures & Equip	26,791,100	28,767,900	7%	13,089,800	15,082,100	15%	39,880,900	43,850,000	3,969,100	10%				
All Other	9,711,300	10,120,200	4%	2,195,500	4,091,100	86%	11,906,800	14,211,300	2,304,500	19%				
Prior Year Compensation	-46,800	-3,900		0	0		-46,800	-3,900	42,900					
<b>Total Personal Property</b>	<b>36,543,500</b>	<b>38,950,800</b>	<b>7%</b>	<b>71,699,000</b>	<b>75,039,100</b>	<b>5%</b>	<b>108,242,500</b>	<b>113,989,900</b>	<b>5,747,400</b>	<b>5%</b>				
<b>TOTAL EQUALIZED VALUE</b>	<b>2021 Total</b>							<b>2022 Total</b>	<b>Total \$ Change</b>	<b>% Change</b>				
Real Estate & Personal Property	4,100,343,800							4,668,212,700	567,868,900	14%				



SEC.	School District Codes	Acct No	Col 1		Col 2			
			SCHOOL DISTRICT NAMES		AMOUNTS APPORTIONED BY TAXING JURISDICTIONS			
D ELEMENTARY AND SECONDARY SCHOOLS	1	133269	0086	SCH D OF MADISON METROPOLITAN		\$19,305,166.74		
	2	134144	0092	SCH D OF OREGON		\$6,785,878.82		
	3	135901	0095	SCH D OF VERONA AREA		\$19,148,238.42		
	4							
	5							
	6							
	7							
	8							
	9							
	10							
	11							
		<b>TOTAL ELEMENTARY AND SECONDARY SCHOOL TAXES (sum of D1 through D11)</b>				<b>\$45,239,283.98</b>	<b>D</b>	
E TECH. COLLEGES	1.	0400	0004	MADISON AREA TECHNICAL COLLEGE MADN		\$3,095,932.16		
	2.							
	3.							
	4.	<b>TOTAL TECHNICAL COLLEGE TAXES (sum of E1 through E3)</b>				<b>\$3,095,932.16</b>	<b>E</b>	
F TOTAL GENERAL PROPERTY TAXES APPORTIONED (Total of State, County, Special District, Local, School and Technical College Taxes)	<b>Summary of General Property Taxes, State Tax Credits Applied, and Net General Property Taxes to be Collected</b>					<b>DEPARTMENT OF REVENUE USE ONLY</b>		
	<b>PLEASE COMPLETE ALL COLUMNS</b>			Col 1	Col 2		Col 3	
				Real Estate Roll	Personal Property Roll		Total ( Col 1 Plus Col 2)	
	F1	General Property Taxes From Computerized Summary		97,556,791.82	2,426,490.60		99,983,282.42	
	F2	School Levy Tax Credit Applied (subtract)		6,813,413.71	171,443.01		6,984,856.72	
	F3	Lottery and Gaming Credit Applied (subtract)		1,636,751.33	0.00		1,636,751.33	
	F4	First Dollar Credit Applied (subtract)		681,052.37	0.00		681,052.37	
F5	Net General Property Taxes To Be Collected		88,425,574.41	2,255,047.59	90,680,622.00			
F6	<b>UNDERRUN / OVERRUN (include Line F-6 in Line T Total)</b>				<b>\$1.01</b>	<b>F6</b>		
G.	REPORT DETAIL ON PAGE - 3			Col 1	Municipality Acting as Agent For			
				For Municipality	Col 2 Enterprise/ Utility	Col 3 Other		
	<b>SPECIAL ASSESSMENTS AND CHARGES</b>			1,429,172.78	201,147.35	24,065.10	<b>\$1,654,385.23</b>	<b>G</b>
H.	<b>OMITTED PROPERTY TAXES (Net taxes levied on property omitted from taxation in previous years)</b>					<b>\$0.00</b>	<b>H</b>	
I.	<b>S. 70.43 CORRECTIONS (Net taxes due or refunded - use brackets &lt;&gt; to denote minus amount)</b>					<b>-\$3,564.38</b>	<b>I</b>	
J.	P.F. CROP TAXES _____ 0.00 Reg. Ac. @ 10 ¢ = \$ _____ 0.00 + _____ 0.00 Reg. Ac. @ 2.52 = \$ _____ 0.00 + _____ 0.00 Reg.Ac.@20¢=\$ _____ 0.00 =					<b>\$0.00</b>	<b>J</b>	
K.	MFL TAX _____ 0.00 Open @ \$.74 = \$ _____ 0.00 + _____ 0.00 Closed @ \$ 1.75=\$ _____ 0.00 + _____ 0.00 Open@\$ 2.04= _____ 0.00 + _____ 115.00 Closed @\$ 10.20=\$ 1173.00 + _____ 0.00 Closed @ \$7.87=\$ _____ .00 =					<b>\$1,173.00</b>	<b>K</b>	
L. OCCUPATION TAXES	1. COAL (Sec.70.42)      Number of Tons=(a) _____ 0.00      @5¢ per Ton + Number of Tons=(b) _____ 0.00      @7¢ per Ton					<b>\$0.00</b>		
	2. PETROLEUM REFINERIES (Sec.70.421)      Number of Tons =(a) _____ 0.00      @5¢ per Ton					<b>\$0.00</b>		
	3. IRON ORE CONCENTRATES (Sec. 70.40)      Number of Tons =(a) _____ 0.00      @5¢ per Ton					<b>\$0.00</b>		
M.	<b>AGGREGATE AMOUNT OF TAXES (Total of Sections F, F-6, G, H, I, J, K, and Section L)</b>					<b>\$101,635,276.27</b>	<b>M</b>	





Year 2022	Co-muni Code 13225	County DANE Municipality CITY OF FITCHBURG	Account No. 0389	Report Type ORIGINAL
--------------	-----------------------	---	---------------------	-------------------------

**Section A: Determination of 2022 Payable 2023 Allowable Levy Limit**

1	2021 payable 2022 actual levy plus 2022 personal property aid ( 80,727.92 )	\$27,033,570
2	Exclude prior year levy for unreimbursed expenses related to an emergency	\$0
3	Exclude 2021 levy for new general obligation debt authorized <b>after</b> July 1, 2005	\$5,288,192
4	2021 payable 2022 adjusted actual county levy (Line 1 minus Lines 2 and 3)	\$21,745,378
5	0.00% growth, plus terminated TID ( 1.579 % ), plus TID subtraction ( 0 % ) applied to 2021 adjusted actual levy	\$22,088,738
6	Net new construction ( 4.16 % ), plus terminated TID (1.579 % ), plus TID subtraction ( 0 % ) applied to 2021 adjusted actual levy	\$22,993,346
7	Greater of Line 5 or Line 6	\$22,993,346
8	2022 levy limit before adjustments <b>less 2023 personal property aid</b> ( \$80,727.92 )	\$22,912,618
9	Total adjustments (from Sec. D, Line U)	\$5,886,082
10	<b>2022 Payable 2023 Allowable Levy</b> (sum of Lines 8 and 9)	\$28,798,700
11	Higher levy approved by special resolution at a special meeting of Town electors	

**Section B: Adjustment for Previous Year's Unused Levy (sec. 66.0602(3)(f), Wis. Stats.)**

1	Previous year's allowable levy	\$26,952,842
2	Previous year's actual levy	\$26,952,842
3	Previous year's unused levy (Line 1 minus Line 2)	\$0
4	Previous year's actual levy \$26,952,842 x 0.015	\$404,293
5	<b>Allowable Increase</b> (lesser of Lines 3 or 4)	\$0

**Section C: Adjustment for Prior Years Unused Levy Carryforward (sec. 66.0602(3)(fm), Wis. Stats.)**

1	2021 unused percentage	0.000%
2	2020 unused percentage	0.000%
3	2019 unused percentage	0.000%
4	2018 unused percentage	0.000%
5	2017 unused percentage	0.000%
6	Total unused percentage (sum of Lines 1-5)	0.000%
7	Previous year's actual levy due to valuation factor	\$21,745,381
8	<b>Allowable Increase</b> (Line 6 multiplied by Line 7)	\$0

## Section D: Adjustments to Allowable Levy Limit

		Additions	Subtractions
A	Increase for unused levy from previous year ( <i>from Sec. B, Line 5</i> )	\$0	
B	Decrease in 2023 debt service levy as compared to 2022 debt service levy for debt authorized <b>prior to</b> July 1, 2005		\$0
C	Increase in 2023 debt service levy as compared to 2022 debt service levy for debt authorized <b>prior to</b> July 1, 2005	\$0	
D	Increase for town, village, or city's share of refunded or rescinded taxes certified under sec. 74.41(5), Wis. Stats.	\$1,669	
E	Debt service levy for general obligation debt authorized <b>after</b> July 1, 2005	\$4,982,332	
F	Increase in 2022 payable 2023 levy approved by a referendum.	\$0	
G	Amount levied in 2022 to pay unreimbursed expenses related to an emergency	\$0	
H	Increase/decrease in costs associated with an intergovernmental cooperation agreement	\$0	\$0
I	Adjustment to 2022 payable 2023 levy for increase in charges assessed by a joint fire department or a joint emergency medical services district	\$94,651	
J	Adjustment to 2022 payable 2023 levy for transfer of services during 2022 <b>to</b> other governmental units		\$0
K	Adjustment to 2022 payable 2023 for transfer of services during 2022 <b>from</b> other governmental units	\$0	
L	Adjustment to 2022 payable 2023 levy for annexation of land during 2022 by a city or village ( <i>towns only</i> )		
M	Adjustment to 2022 payable 2023 levy for annexation of land during 2022 from a town ( <i>villages or cities only</i> )	\$807,430	
N	Lease payment for lease revenue bond issued <b>before</b> July 1, 2005	\$0	
O	Levy for shortfall of debt service on revenue bond issued under sec. 66.0621, Wis. Stats., or special assessment B bond issued under sec. 66.0713(4), Wis. Stats.	\$0	
P	Increase in levy for shortfall in general fund due to loss of revenue from the sale of water or other commodity to a manufacturer that has discontinued operations	\$0	
Q	Adjustment to 2022 payable 2023 levy for the adoption of a new fee or fee increase for covered services partly or wholly funded by levy in 2013		\$0
R	Increase for unused levy carryforward from prior years ( <i>from Sec. C, Line 8</i> )	\$0	
S	Increase in levy for each occupancy permit issued in 2021 for qualifying new single-family residential dwelling units	\$0	
T	Increase in levy due to a reduced utility aid payment for a decommissioned or closed plant	\$0	
U	<b>Total Adjustments</b> ( <i>sum of Lines A-T</i> )		\$5,886,082

## Attachments

**You must provide DOR with the documents listed below.**

5. Attachments - if you had increases assessed by a joint fire or EMS district

Signed and dated copy of joint fire department and/or joint EMS agreement:

- EMS IGA revised 2021 - fully executed.pdf

Current year budget for joint fire department and/or joint EMS district:

- 5290b\_2022 Operating Budget - Submitted 7-29-21.pdf

Next year's budget for joint fire department and/or joint EMS district:

- 5290b AMENDED 2023 FitchRona Apportionments 10-20-22.pdf
- 5290c AMENDED 2023 Operating Budget - Revision 10-20-22.pdf

Signed and dated resolutions approving the levy increase:

- Fitchrona levy limit adjustment - signed (City of Verona).pdf
- Fitchrona levy limit adjustment - signed (Town of Verona).pdf
- Fitchrona levy limit adjustment - R-202-22 signed (City of Fitchburg).pdf

10. Other additional attachments

- levy limit - DOR acceptance of 2020 levy.pdf
- 2020 T Madison tax values by disposition.xlsx

**Preparer Information**

Name Misty Dodge	Title Treasurer
Email misty.dodge@fitchburgwi.gov	Phone 608-270-4252

**Comments****Signature Statement**

Under penalties of law, I declare this form and all attachments are true, correct and complete to the best of my knowledge and belief.

Do you agree with the statement above?

YES  NO

**Submission Information**

You successfully submitted your worksheet. Print a copy for your records.

Co-muni code: 13225

Submission date: 11-29-2022 07:13 PM

Confirmation: MNILL20220389O1666737584465

Submission type: ORIGINAL

# 2022 Tax Increment Worksheet

Report Type <b>ORIGINAL</b>	Co-muni Code <b>13225</b>	County <b>DANE</b>	Muni Type <b>CITY</b>	Municipality <b>FITCHBURG</b>	Account No. <b>0389</b>	Total Equalized TID Value Increment <b>513,104,100</b>	This worksheet is for all TIDs in this municipality
--------------------------------	------------------------------	-----------------------	--------------------------	----------------------------------	----------------------------	---	---

Col. A	Col. B	Col. C	Col. D	Col. E	Col. F
Apportioned Levy	Equalized Value (less TID Value Increment)	Interim Rate	Equalized Value (with TID Value Increment)	Total Levy Amount (use on Mill Rate Worksheet)	Col. E - A = Tax Increment
<b>1. County</b>					
DANE	\$11,286,789.07 / 4,155,108,600.00 =	0.002716364 X	4,668,212,700.00 =	\$12,680,564.92	\$1,393,775.85
<b>2. Special Districts (metro, sanitary, lake)</b>					
MADISON METRO SEWER DISTRICT	\$0.00 / 3,966,178,111.00 =	0 X	4,479,276,811.00 =	\$0.00	\$0.00
<b>3. Tax District (town, village, city)</b>					
FITCHBURG	\$27,887,776.97 / 4,155,108,600.00 =	0.006711684 X	4,668,212,700.00 =	\$31,331,568.49	\$3,443,791.52
<b>4. School Districts</b>					
SCH D OF MADISON METROPOLITAN	\$17,951,952.62 / 1,800,567,199.00 =	0.009970165 X	2,057,935,499.00 =	\$20,517,956.48	\$2,566,003.86
SCH D OF OREGON	\$6,785,878.82 / 674,871,368.00 =	0.010055070 X	827,720,868.00 =	\$8,322,791.27	\$1,536,912.45
SCH D OF VERONA AREA	\$19,148,238.42 / 1,679,670,033.00 =	0.011400000 X	1,782,556,333.00 =	\$20,321,142.20	\$1,172,903.78
<b>5. Technical College Districts</b>					
MADISON AREA TECHNICAL COLLEGE MADN	\$2,998,002.60 / 4,155,108,600.00 =	0.000721522 X	4,668,212,700.00 =	\$3,368,218.16	\$370,215.56
<b>6. Tax Increment Total</b>					
	\$86,058,638.50			\$96,542,241.52	\$10,483,603.02

## Preparer Information

Name	Misty Dodge	Title	Finance Director/Treasurer
Email	misty.dodge@fitchburgwi.gov	Phone	(608) 270-4252

## Comments

Local levy amount includes only allocated portion of total City of Fitchburg levy for 2023. Remaining amount included on the Town of Madison PC-202 (along with allocated portion of City of Madison levy).  
\*\*Fitchburg PC-202: \$27,887,776.97+Town PC-202 (Fitchburg only): \$910,923.03=Total Fitchburg 2023 levy: \$28,798,700

## Signature Statement

Under penalties of law, I declare this form and all attachments are true, correct and complete to the best of my knowledge and belief.

Do you agree with the statement above?

YES  NO

## Submission Information

You successfully submitted your worksheet. Print a copy for your records.

Co-muni code: 13225

Submission date: 12-07-2022 10:16 AM

Confirmation: TIW20220389O1669157437979

Submission type: ORIGINAL

# 2022 Tax Increment Worksheet

Report Type <b>ORIGINAL</b>	Co-muni Code <b>13032</b>	County <b>DANE</b>	Muni Type <b>TOWN</b>	Municipality <b>MADISON</b>	Account No. <b>0350</b>	Total Equalized TID Value Increment <b>31,701,600</b>	This worksheet is for all TIDs in this municipality
--------------------------------	------------------------------	-----------------------	--------------------------	--------------------------------	----------------------------	--	---

Taxing Jurisdiction	Col. A	Col. B	Col. C	Col. D	Col. E	Col. F
	Apportioned Levy /	Equalized Value (less TID Value Increment)	= Interim Rate	X	Equalized Value (with TID Value Increment)	= Total Levy Amount (use on Mill Rate Worksheet)
<b>1. County</b>						
DANE	\$1,689,647.74 /	553,082,100.00 =	0.003054967	X	584,783,700.00 =	\$1,786,494.91 \$96,847.17
<b>2. Special Districts (metro, sanitary, lake)</b>						
MADISON METRO SEWER DISTRICT	\$0.00 /	553,082,100.00 =	0	X	584,783,700.00 =	\$0.00 \$0.00
OAKRIDGE SANITARY DISTRICT	\$0.00 /	500,725,292.00 =	0	X	538,093,092.00 =	\$0.00 \$0.00
<b>3. Tax District (town, village, city)</b>						
MADISON	\$3,987,274.89 /	553,082,100.00 =	0.007209192	X	584,783,700.00 =	\$4,215,817.97 \$228,543.08
<b>4. School Districts</b>						
SCH D OF MADISON METROPOLITAN	\$5,514,319.96 /	553,082,100.00 =	0.009970165	X	584,783,700.00 =	\$5,830,389.98 \$316,070.02
<b>5. Technical College Districts</b>						
MADISON AREA TECHNICAL COLLEGE MADN	\$399,060.95 /	553,082,100.00 =	0.000721522	X	584,783,700.00 =	\$421,934.30 \$22,873.35
<b>6. Tax Increment Total</b>						
	\$11,590,303.54					\$12,254,637.16 \$664,333.62

## Preparer Information

Name	Randy Whitehead	Title	Principal Accountant
Email	rwhitehead@cityofmadison.com	Phone	(608) 266-4293

## Comments

## Signature Statement

Under penalties of law, I declare this form and all attachments are true, correct and complete to the best of my knowledge and belief.

Do you agree with the statement above?

YES  NO

## Submission Information

You successfully submitted your worksheet. Print a copy for your records.

Co-muni code: 13032

Submission date: 12-06-2022 09:55 AM

Confirmation: TIW2022035001669212464761

Submission type: ORIGINAL

**Property Tax Bill – Referenda/Resolution Data**  
for 2022 Taxes, Payable 2023

**General Information**

Under state law (sec. 74.09(3)(db), Wis. Stats.), if a county, municipality, school district or technical college approves a temporary property tax levy increase by referendum or if a town with a population less than 3,000 approves the increase by resolution at a town meeting, you must display the following information on the current year property tax bill:

- Total amount of the temporary levy increase imposed in the current year
- Total amount of increase applied to the property
- Year the increase no longer applies

13 - 225     Town     Village     City    of    Fitchburg    ,    Dane    County  
(Co-muni Code)

**Form Information**

Use this form to compile the required information related to the current year's temporary property tax levy increases. Provide your County Treasurer or Real Property Lister with this information for placement on the property tax bill.

- Columns 1, 2 and 5 are displayed on the property tax bill
- Column 4 is used to calculate the amount of the increase applied to each property

**Note:** You must report each referendum or temporary tax levy increase separately. Include the temporary tax levy increases approved after December 31, 2014 and applied in the current year.

Col. 1 Taxing Jurisdiction	Col. 2 Total Temporary Tax Levy Increase Apportioned to Municipality	Col. 3 Total FINAL Assessed Values (Real Estate and Personal Property) Includes Equated Values of Manufacturing Property	Col. 4 Tax Rate Use 9 Places Beyond Decimal (.031675523) <small>(Col. 2 divided by Col. 3)</small>	Col. 5 Year the Increase No Longer Applies
<b>County Taxes</b>				
<b>Town, Village, City Taxes</b>				
<b>School District Taxes</b>				
Oregon (4144)	459,314.74	915,131,700	0.000501911	2038
Madison Metropolitan (3269)	986,689.35	2,036,927,000	0.000484401	2043
Verona Area (5901)	260,711.17	1,713,303,300	0.000152169	2037
Verona Area (5901)	2,291,217.58	1,713,303,300	0.001337310	2037
<b>Technical College Taxes</b>				

**Preparer Information**

As the Municipal Clerk, I certify that this form and all attachments are true, correct, and complete to the best of my knowledge and belief.

Name <b>Tracy Oldenburg</b>	Title <b>City Clerk</b>	Email <b>tracy.oldenburg@fitchburgwi.gov</b>
Signature 	Date <b>12-07-2022</b>	Phone <b>( 608 ) 270 - 4210</b>

**Property Tax Bill – Referenda/Resolution Data**  
for 2022 Taxes, Payable 2023

**General Information**

Under state law (sec. 74.09(3)(db), Wis. Stats.), if a county, municipality, school district or technical college approves a temporary property tax levy increase by referendum or if a town with a population less than 3,000 approves the increase by resolution at a town meeting, you must display the following information on the current year property tax bill:

- Total amount of the temporary levy increase imposed in the current year
- Total amount of increase applied to the property
- Year the increase no longer applies

13 - 032     Town     Village     City    of    Madison    ,    Dane    County  
(Co-muni Code)

**Form Information**

Use this form to compile the required information related to the current year's temporary property tax levy increases. Provide your County Treasurer or Real Property Lister with this information for placement on the property tax bill.

- Columns 1, 2 and 5 are displayed on the property tax bill
- Column 4 is used to calculate the amount of the increase applied to each property

**Note:** You must report each referendum or temporary tax levy increase separately. Include the temporary tax levy increases approved after December 31, 2014 **and** applied in the current year.

Col. 1 Taxing Jurisdiction	Col. 2 Total Temporary Tax Levy Increase Apportioned to Municipality	Col. 3 Total FINAL Assessed Values (Real Estate and Personal Property) Includes Equated Values of Manufacturing Property	Col. 4 Tax Rate Use 9 Places Beyond Decimal (.031675523) <small>(Col. 2 divided by Col. 3)</small>	Col. 5 Year the Increase No Longer Applies
<b>County Taxes</b>				
<b>Town, Village, City Taxes</b>				
<b>School District Taxes</b>				
Madison Metropolitan (3269)	303,082.40	561,081,900	0.000540175	2043
<b>Technical College Taxes</b>				

**Preparer Information**

As the Municipal Clerk, I certify that this form and all attachments are true, correct, and complete to the best of my knowledge and belief.

Name Tracy Oldenburg	Title City Clerk (Fitchburg)	Email tracy.oldenburg@fitchburgwi.gov
Signature 	Date 12-07-2022	Phone ( 608 ) 270 - 4210



# State of Wisconsin • DEPARTMENT OF REVENUE

DIVISION OF STATE AND LOCAL FINANCE • BUREAU OF LOCAL GOVERNMENT SERVICES • 2135 RIMROCK MADISON, WI 53173

November 18, 2022

**Mailing Address:**  
PO Box 8971 #6-97  
Madison WI 53708-8971  
Fax: (608) 264-6887  
lgs@wisconsin.gov

RENEE SCHWASS  
TOWN OF MADISON  
2120 FISH HATCHERY RD  
MADISON WI 53713

## Notice of First Dollar Credit – 2022 Maximum Credit Value

### Notice Information

The Wisconsin Department of Revenue (DOR) is providing the First Dollar maximum credit value for your municipality for 2022 payable 2023 property tax bills.

<b>Municipality</b>	TOWN OF MADISON	<b>County</b>	DANE	<b>Co-muni code</b>	13032
---------------------	-----------------	---------------	------	---------------------	-------

### Maximum Credit Value Detail

DOR calculated the amounts below based on the available funds and an estimated number of properties that will qualify for the credit

School Code	School District	Equalized Value School Tax Rate	Maximum Credit Value	Maximum First Dollar Credit
133269	SCH D OF MADISON METROPOLITAN	0.009970165	\$8,500.00	\$84.75

### Payment Information

The credit is calculated by multiplying the maximum credit value (or the actual value of the property if that value is less than the maximum credit value), by the applicable school tax rate. The result is the amount of credit provided for that property. (sec. 79.10(5m), Wis. Stats.)

### Contact Information

If you have questions, contact us at [lgs@wisconsin.gov](mailto:lgs@wisconsin.gov), (608) 266-0772 or (608) 266-9457.



# State of Wisconsin • DEPARTMENT OF REVENUE

DIVISION OF STATE AND LOCAL FINANCE • BUREAU OF LOCAL GOVERNMENT SERVICES • 2135 RIMROCK MADISON, WI 53173

November 18, 2022

**Mailing Address:**  
PO Box 8971 #6-97  
Madison WI 53708-8971  
Fax: (608) 264-6887  
lgs@wisconsin.gov

TRACY OLDENBURG  
CITY OF FITCHBURG  
5520 LACY RD  
FITCHBURG WI 53711-5318

## Notice of First Dollar Credit – 2022 Maximum Credit Value

### Notice Information

The Wisconsin Department of Revenue (DOR) is providing the First Dollar maximum credit value for your municipality for 2022 payable 2023 property tax bills.

<b>Municipality</b>	CITY OF FITCHBURG	<b>County</b>	DANE	<b>Co-muni code</b>	13225
---------------------	-------------------	---------------	------	---------------------	-------

### Maximum Credit Value Detail

DOR calculated the amounts below based on the available funds and an estimated number of properties that will qualify for the credit

School Code	School District	Equalized Value School Tax Rate	Maximum Credit Value	Maximum First Dollar Credit
133269	SCH D OF MADISON METROPOLITAN	0.009970165	\$8,500.00	\$84.75
134144	SCH D OF OREGON	0.010055070	\$8,500.00	\$85.47
135901	SCH D OF VERONA AREA	0.011400000	\$8,500.00	\$96.90

### Payment Information

The credit is calculated by multiplying the maximum credit value (or the actual value of the property if that value is less than the maximum credit value), by the applicable school tax rate. The result is the amount of credit provided for that property. (sec. 79.10(5m), Wis. Stats.)

### Contact Information

If you have questions, contact us at [lgs@wisconsin.gov](mailto:lgs@wisconsin.gov), (608) 266-0772 or (608) 266-9457.



# State of Wisconsin • DEPARTMENT OF REVENUE

DIVISION OF STATE AND LOCAL FINANCE • BUREAU OF LOCAL GOVERNMENT SERVICES • 2135 RIMROCK MADISON, WI 53173

November 18, 2022

**Mailing Address:**  
PO Box 8971 #6-97  
Madison WI 53708-8971  
Fax: (608) 264-6887  
lgs@wisconsin.gov

RENEE SCHWASS  
TOWN OF MADISON  
2120 FISH HATCHERY RD  
MADISON WI 53713

## Notice of Lottery and Gaming Credit – 2022 Maximum Credit Value

### Notice Information

The Wisconsin Department of Revenue (DOR) is providing the Lottery and Gaming maximum credit value for your municipality for 2022 payable 2023 property tax bills.

<b>Municipality</b>	TOWN OF MADISON	<b>County</b>	DANE	<b>Co-muni code</b>	13032
---------------------	-----------------	---------------	------	---------------------	-------

### Maximum Credit Value Detail

DOR calculated the amounts below based on the available funds and an estimated number of properties that will qualify for the credit

School Code	School District	Equalized Value School Tax Rate	Maximum Credit Value	Maximum Lottery Credit
133269	SCH D OF MADISON METROPOLITAN	0.009970165	\$27,900.00	\$278.17

### Payment Information

The credit is calculated by multiplying the maximum credit value (or the actual value of the property if that value is less than the maximum credit value), by the applicable school tax rate. The result is the amount of credit provided for that property. (sec. 79.10(5), Wis. Stats.)

### Contact Information

If you have questions, contact us at [lgs@wisconsin.gov](mailto:lgs@wisconsin.gov), (608) 266-0772 or (608) 266-9457.



# State of Wisconsin • DEPARTMENT OF REVENUE

DIVISION OF STATE AND LOCAL FINANCE • BUREAU OF LOCAL GOVERNMENT SERVICES • 2135 RIMROCK MADISON, WI 53173

November 18, 2022

**Mailing Address:**  
PO Box 8971 #6-97  
Madison WI 53708-8971  
Fax: (608) 264-6887  
lgs@wisconsin.gov

TRACY OLDENBURG  
CITY OF FITCHBURG  
5520 LACY RD  
FITCHBURG WI 53711-5318

## Notice of Lottery and Gaming Credit – 2022 Maximum Credit Value

### Notice Information

The Wisconsin Department of Revenue (DOR) is providing the Lottery and Gaming maximum credit value for your municipality for 2022 payable 2023 property tax bills.

<b>Municipality</b>	CITY OF FITCHBURG	<b>County</b>	DANE	<b>Co-muni code</b>	13225
---------------------	-------------------	---------------	------	---------------------	-------

### Maximum Credit Value Detail

DOR calculated the amounts below based on the available funds and an estimated number of properties that will qualify for the credit

School Code	School District	Equalized Value School Tax Rate	Maximum Credit Value	Maximum Lottery Credit
133269	SCH D OF MADISON METROPOLITAN	0.009970165	\$27,900.00	\$278.17
134144	SCH D OF OREGON	0.010055070	\$27,900.00	\$280.54
135901	SCH D OF VERONA AREA	0.011400000	\$27,900.00	\$318.06

### Payment Information

The credit is calculated by multiplying the maximum credit value (or the actual value of the property if that value is less than the maximum credit value), by the applicable school tax rate. The result is the amount of credit provided for that property. (sec. 79.10(5), Wis. Stats.)

### Contact Information

If you have questions, contact us at [lgs@wisconsin.gov](mailto:lgs@wisconsin.gov), (608) 266-0772 or (608) 266-9457.

# State and County Apportionment Form

Year 2022    CoMuni Code 13225    Account Number 0389    CITY OF FITCHBURG

A. COUNTY TAXES (Apportioned TID OUT)		
A1. Portion of state special charges on county:		
1. Charitable and penal		\$-848.56
2. Other state special charges		\$0.00
<b>3. SUBTOTAL - Section A1 (enter on Statement of Taxes (SOT), Line A1)</b>		<b>\$-848.56</b>
A2. Other county taxes levied on entire town, village or city		
4. Health		\$1,025,838.28
5. Library (sec. 43.12, Wis. Stats.)		
6. County Bridge Aid (sec. 82.08(2), Wis. Stats.)		
7. Sanitation		
8. Children with Disabilities Education Boards (on entire town,village or city) (sec.121.135, Wis. Stats.)		
9. Property taxes charged back (sec. 74.41 & 74.42, Wis. Stats.)		\$408.34
10. Countywide EMS		
11. Other (describe) :		
12. All other county taxes (levied on every town, village, and city)		\$10,261,391.01
13. County Sales Tax Credit		
<b>14. SUBTOTAL - Section A2 Taxes to be levied on entire municipality (enter on SOT, Line A2)</b>		<b>\$11,287,637.63</b>
A3. County taxes levied on part of town, village or city (enter on SOT, line A3)		
15. Children with Disabilities Education Boards		\$0.00
16.		
17.		
18.		
19.		
<b>20. TOTAL NET COUNTY TAXES (sum of Secs. A1-A3) (for county tax rate)</b>		<b>\$11,286,789.07</b>
B. SPECIAL DISTRICT TAXES		
21. Special district code:NA	Amount levied	\$0.00
22. Special district code:NA	Amount levied	\$0.00
C. TOWN, VILLAGE OR CITY TAXES		
C1. Other state special charges		
23. Other:		
24. Other:		
<b>25. SUBTOTAL - Section C1 (enter on SOT, Line C4)</b>		<b>\$0.00</b>
C2. County Special Charges:		
26. Illegal real estate charged back (sec. 70.74(2), Wis. Stats.)		\$0.00
27. Highways and bridges (sec. 83.03, Wis. Stats.)		\$0.00
28. Highway aid (sec. 83.14, Wis. Stats.)		\$0.00
29.		
30.		
31.		
32.		
<b>33. SUBTOTAL - Section C2 (enter on SOT, Line C5)</b>		<b>\$0.00</b>
<b>34. TOTAL - ALL TAXES AND CHARGES - sum of Secs. A-C</b>		<b>\$11,286,789.07</b>

# State and County Apportionment Form

Year 2022    CoMuni Code 13032    Account Number 0350    TOWN OF MADISON

<b>A. COUNTY TAXES (Apportioned TID OUT)</b>		
A1. Portion of state special charges on county:		
1. Charitable and penal		\$-112.95
2. Other state special charges		\$0.00
<b>3. SUBTOTAL - Section A1 (enter on Statement of Taxes (SOT), Line A1)</b>		<b>\$-112.95</b>
A2. Other county taxes levied on entire town, village or city		
4. Health		\$136,548.25
5. Library (sec. 43.12, Wis. Stats.)		\$185,402.68
6. County Bridge Aid (sec. 82.08(2), Wis. Stats.)		\$1,926.93
7. Sanitation		
8. Children with Disabilities Education Boards (on entire town,village or city) (sec.121.135, Wis. Stats.)		
9. Property taxes charged back (sec. 74.41 & 74.42, Wis. Stats.)		
10. Countywide EMS		
11. Other (describe) :		
12. All other county taxes (levied on every town, village, and city)		\$1,365,882.83
13. County Sales Tax Credit		
<b>14. SUBTOTAL - Section A2 Taxes to be levied on entire municipality (enter on SOT, Line A2)</b>		<b>\$1,689,760.69</b>
A3. County taxes levied on part of town, village or city (enter on SOT, line A3)		
15. Children with Disabilities Education Boards		\$0.00
16.		
17.		
18.		
19.		
<b>20. TOTAL NET COUNTY TAXES (sum of Secs. A1-A3) (for county tax rate)</b>		<b>\$1,689,647.74</b>
<b>B. SPECIAL DISTRICT TAXES</b>		
21. Special district code:NA	Amount levied	\$0.00
22. Special district code:NA	Amount levied	\$0.00
<b>C. TOWN, VILLAGE OR CITY TAXES</b>		
C1. Other state special charges		
23. Other:		
24. Other:		
<b>25. SUBTOTAL - Section C1 (enter on SOT, Line C4)</b>		<b>\$0.00</b>
C2. County Special Charges:		
26. Illegal real estate charged back (sec. 70.74(2), Wis. Stats.)		\$0.00
27. Highways and bridges (sec. 83.03, Wis. Stats.)		\$0.00
28. Highway aid (sec. 83.14, Wis. Stats.)		\$0.00
29.		
30.		
31.		
32.		
<b>33. SUBTOTAL - Section C2 (enter on SOT, Line C5)</b>		<b>\$0.00</b>
<b>34. TOTAL - ALL TAXES AND CHARGES - sum of Secs. A-C</b>		<b>\$1,689,647.74</b>

**Madison Area Technical College  
Tax Levy Certification  
2022-2023 Fiscal Year**

<b>1. Municipal Clerk:</b>	TRACY OLDENBURG 5520 LACY RD FITCHBURG, WI 53711-5318	<b>2. Municipality:</b>	CITY OF FITCHBURG
		<b>3. County:</b>	DANE

	Entire Technical College District	Portion of Technical College District Within County	Portion of Technical College District Within Municipality
<b>4. Equalized Valuation (TID Out) Tax Apportionment (October Certification)</b>	\$114,711,182,484	\$83,591,020,782	\$4,155,108,600
<b>5. Percentage of Entire Technical College District</b>	100.000000%	72.870856%	3.622234999%
<b>6. Total Levy</b>	<b>\$82,766,651.00</b>	<b>\$60,312,767.15</b>	<b>\$2,998,002.60</b>

**CERTIFICATION**

I HEREBY CERTIFY the amount shown on Line 6, column 3, above, to be assessed against the taxable property of that portion of the Technical College District lying within the municipality, as required by s.38.16(1): Annually by October 31, or within 10 days after receipt of the equalized valuations from the department of revenue, whichever is later, the district board may levy a tax on the full value of the taxable property of the district for the purposes of making capital improvements, acquiring equipment, operating and maintaining the schools of the district, and paying principal and interest on valid bonds or notes now or hereafter outstanding as provided in s. 67.035. The district board secretary shall file with the clerk of each city, village and town, any part of which is located in the district, a certified statement showing the amount of the levy and the proportionate amount of the tax to be spread upon the tax rolls for collection in each city, village and town. Such proportion shall be ascertained on the basis of the ratio of full value of the taxable property of that part of the city, village or town located in the district to the full value of all taxable property in the district, as certified to the district board secretary by the department of revenue. Upon receipt of the certified statement from the district board secretary, the clerk of each city, village and town shall spread the amounts thereof upon the tax rolls for collection. When the taxes are collected, such amounts shall be paid by the treasurer of each city, village and town to the district board treasurer.

As the Board Secretary of the Technical College District of the State of Wisconsin listed here do hereby certify the amount shown on Line 6, column 3, above, was voted on and authorized at the District Board meeting held on the 5th day of October, 2022.

**Technical College District Name:** MADISON AREA TECHNICAL COLLEGE

*Melanie Lichtfeld*

**Technical College District  
Board Secretary:**

\_\_\_\_\_  
MELANIE LICHTFELD

**Madison Area Technical College  
Tax Levy Certification  
2022-2023 Fiscal Year**

<b>1. Municipal Clerk:</b>	RENEE SCHWASS 2120 FISH HATCHERY RD MADISON, WI 53713	<b>2. Municipality:</b>	TOWN OF MADISON
		<b>3. County:</b>	DANE

	Entire Technical College District	Portion of Technical College District Within County	Portion of Technical College District Within Municipality
<b>4. Equalized Valuation (TID Out) Tax Apportionment (October Certification)</b>	\$114,711,182,484	\$83,591,020,782	\$553,082,100
<b>5. Percentage of Entire Technical College District</b>	100.000000%	72.870856%	0.482151860%
<b>6. Total Levy</b>	<b>\$82,766,651.00</b>	<b>\$60,312,767.15</b>	<b>\$399,060.95</b>

**CERTIFICATION**

I HEREBY CERTIFY the amount shown on Line 6, column 3, above, to be assessed against the taxable property of that portion of the Technical College District lying within the municipality, as required by s.38.16(1): Annually by October 31, or within 10 days after receipt of the equalized valuations from the department of revenue, whichever is later, the district board may levy a tax on the full value of the taxable property of the district for the purposes of making capital improvements, acquiring equipment, operating and maintaining the schools of the district, and paying principal and interest on valid bonds or notes now or hereafter outstanding as provided in s. 67.035. The district board secretary shall file with the clerk of each city, village and town, any part of which is located in the district, a certified statement showing the amount of the levy and the proportionate amount of the tax to be spread upon the tax rolls for collection in each city, village and town. Such proportion shall be ascertained on the basis of the ratio of full value of the taxable property of that part of the city, village or town located in the district to the full value of all taxable property in the district, as certified to the district board secretary by the department of revenue. Upon receipt of the certified statement from the district board secretary, the clerk of each city, village and town shall spread the amounts thereof upon the tax rolls for collection. When the taxes are collected, such amounts shall be paid by the treasurer of each city, village and town to the district board treasurer.

As the Board Secretary of the Technical College District of the State of Wisconsin listed here do hereby certify the amount shown on Line 6, column 3, above, was voted on and authorized at the District Board meeting held on the 5th day of October, 2022.

**Technical College District Name:** MADISON AREA TECHNICAL COLLEGE

*Melanie Lichtfeld*

**Technical College District  
Board Secretary:**

\_\_\_\_\_  
MELANIE LICHTFELD



**Instructions:** This form must be signed in the presence of a notary public, and delivered to the clerk of each municipality having territory within the school district on or before **November 10**.  
 (Ref Wisconsin Statute s.120.12(3))

**2022-2023 School Year**

T  
O  
1. Municipal Clerk: TRACY OLDENBURG  
 5520 LACY RD  
 FITCHBURG, WI 53711-5318  
 2. Municipality: City of Fitchburg  
 3. County: Dane County

The levy is distributed using the same percentage as the equalized valuation.

	Entire School District	Portion of School District Lying Within Municipality
	Column 1	Column 2
4. Equalized Valuation (TID Out) Tax Apportionment (October Certification)	\$36,362,105,132.00	\$1,800,567,199.00
5. Percent of Entire School District	100%	4.951768%
<b>6. Total Levy</b>	<b>\$362,536,199.00</b>	<b>\$17,951,952.62</b>

**CERTIFICATION**

I HEREBY CERTIFY the amount shown on Line 6, Column 2, above, to be assessed against the taxable property of that portion of the school district lying within the municipality, as required by s. 120.17 (8). The state superintendent, pursuant to s. 121.06, has certified to me the equalized valuations shown on Line 4, which I have used to determine the portion of the school district levy to be paid by the municipality.

<b>NOTARY SEAL</b>	F Name of School District	School District Clerk
	R Madison Metropolitan (3269)	Nicki Vander Meulen
	O Signature of School District Clerk	<i>Nicki Vander Meulen</i>
	M Signature of Notary Public	<i>Brenda France</i>
	Signed before me this date	My Commission Expires
	<i>11/11/2022</i>	<i>8/17/2024</i>

Wisconsin Statutory References:  
 s.120.17(8)  
 s.120.44  
 s.121.06(2)

**Mail tax settlement to:** District Administrator  
 Madison Metropolitan School District  
 545 W Dayton St  
 Madison, WI 53703-1967



Per §74.09(3)(db) a school board is required to separately report any tax levies that exceed its annual revenue limit as a result of a successful referendum to exceed the limit on a non-permanent basis. State law requires the levies associated with all debt and non-recurring operation referendums passed after December 31, 2014 to be listed separately. The property tax bill must also include the year in which the non-permanent referendum to exceed the revenue limit no longer applies.

## 2022-2023 School Year

**List of approved 2022-2023 debt and non-recurring operating referenda which will allow the district to exceed its revenue limit on a non-permanent basis.**

Municipal Clerk: TRACY OLDENBURG 5520 LACY RD FITCHBURG, WI 53711-5318	Municipality: City of Fitchburg  County: Dane County	School District: Madison Metropolitan (3269)  School District Clerk: Nicki Vander Meulen
--	--	--

Referenda ID	Vote Date	Type	Year Expires	Total Referendum Amount	2022-2023 Levy Amount due to Referendum	Percent of Entire School District	2022-2023 Amount due to Referendum for Taxation District
RF-4990	11/3/2020	Issue Debt	2043	\$317,000,000	\$19,926,000.00	4.951768311%	\$986,689.35



**PI-1508 TAX LEVY CERTIFICATION**

**ss. 24.71, 120.17 (8)**

**Instructions:** This form must be signed in the presence of a notary public, and delivered to the clerk of each municipality having territory within the school district on or before **November 10**.  
(Ref Wisconsin Statute s.120.12(3))

**2022-2023 School Year**

<b>T O</b>	1. Municipal Clerk: RENE SCHWASS	2. Municipality: Town of Madison
	2120 FISH HATCHERY RD	
	MADISON, WI 53713	3. County: Dane County

The levy is distributed using the same percentage as the equalized valuation.

	Entire School District	Portion of School District Lying Within Municipality
	Column 1	Column 2
4. Equalized Valuation (TID Out) Tax Apportionment (October Certification)	\$36,362,105,132.00	\$553,082,100.00
5. Percent of Entire School District	100%	1.521040%
<b>6. Total Levy</b>	<b>\$362,536,199.00</b>	<b>\$5,514,319.96</b>

**CERTIFICATION**

**I HEREBY CERTIFY** the amount shown on Line 6, Column 2, above, to be assessed against the taxable property of that portion of the school district lying within the municipality, as required by s. 120.17 (8). The state superintendent, pursuant to s. 121.06, has certified to me the equalized valuations shown on Line 4, which I have used to determine the portion of the school district levy to be paid by the municipality.

<b>NOTARY SEAL</b>	<b>F</b> Name of School District	School District Clerk
	<b>R</b> Madison Metropolitan (3269)	Nicki Vander Meulen
	<b>O</b> Signature of School District Clerk	
	<b>M</b> Signature of Notary Public	
	Signed before me this date	My Commission Expires

Wisconsin Statutory References:  
s.120.17(8)  
s.120.44  
s.121.06(2)

**Mail tax settlement to:** District Administrator  
 Madison Metropolitan School District  
 545 W Dayton St  
 Madison, WI 53703-1967



Per §74.09(3)(db) a school board is required to separately report any tax levies that exceed its annual revenue limit as a result of a successful referendum to exceed the limit on a non-permanent basis. State law requires the levies associated with all debt and non-recurring operation referendums passed after December 31, 2014 to be listed separately. The property tax bill must also include the year in which the non-permanent referendum to exceed the revenue limit no longer applies.

### 2022-2023 School Year

List of approved 2022-2023 debt and non-recurring operating referenda which will allow the district to exceed its revenue limit on a non-permanent basis.

Municipal Clerk: RENEE SCHWASS  
 2120 FISH HATCHERY RD  
 MADISON, WI 53713

Municipality: Town of Madison  
 County: Dane County

School District: Madison Metropolitan (3269)  
 School District Clerk: Nicki Vander Meulen

Referenda ID	Vote Date	Type	Year Expires	Total Referendum Amount	2022-2023 Levy Amount due to Referendum	Percent of Entire School District	2022-2023 Amount due to Referendum for Taxation District
RF-4990	11/3/2020	Issue Debt	2043	\$317,000,000	\$19,926,000.00	1.521039824%	\$303,082.40

**Instructions:** This form must be signed in the presence of a notary public, and delivered to the clerk of each municipality having territory within the school district on or before **November 10**.  
(Ref Wisconsin Statute s.120.12(3))

**2022-2023 School Year**

**T** 1. Municipal Clerk: TRACY OLDENBURG  
**O** 5520 LACY RD  
FITCHBURG, WI 53711-5318

2. Municipality: City of Fitchburg

3. County: Dane County

The levy is distributed using the same percentage as the equalized valuation.

4. Equalized Valuation (TID Out) Tax Apportionment (October Certification)

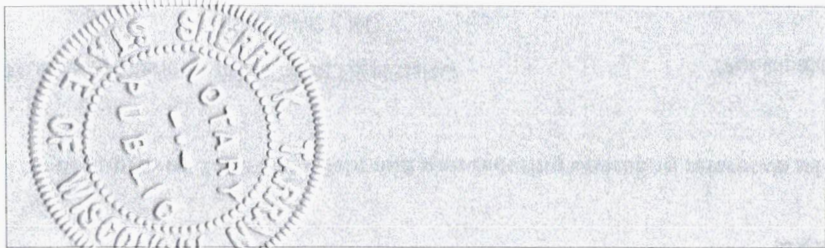
5. Percent of Entire School District

6. Total Levy

Entire School District	Portion of School District Lying Within Municipality
Column 1	Column 2
\$3,531,932,064.00	\$674,871,368.00
100%	19.107711%
<b>\$35,513,824.00</b>	<b>\$6,785,878.82</b>

**CERTIFICATION**

**I HEREBY CERTIFY** the amount shown on Line 6, Column 2, above, to be assessed against the taxable property of that portion of the school district lying within the municipality, as required by s. 120.17 (8). The state superintendent, pursuant to s. 121.06, has certified to me the equalized valuations shown on Line 4, which I have used to determine the portion of the school district levy to be paid by the municipality.



**NOTARY SEAL**

<b>F</b>	Name of School District	School District Clerk
<b>R</b>	Oregon (4144)	Ahna Bizjak
<b>O</b>	Signature of School District Clerk	<i>Ahna Bizjak</i>
<b>M</b>	Signature of Notary Public	<i>Christine Larson</i>
	Signed before me this date	My Commission Expires
	11-9-2022	6-28-2023

Wisconsin Statutory References:  
s.120.17(8)  
s.120.44  
s.121.06(2)

**Mail tax settlement to:** District Administrator  
Oregon School District  
123 E Grove St  
Oregon, WI 53575



Per §74.09(3)(db) a school board is required to separately report any tax levies that exceed its annual revenue limit as a result of a successful referendum to exceed the limit on a non-permanent basis. State law requires the levies associated with all debt and non-recurring operation referendums passed after December 31, 2014 to be listed separately. The property tax bill must also include the year in which the non-permanent referendum to exceed the revenue limit no longer applies.

### 2022-2023 School Year

List of approved 2022-2023 debt and non-recurring operating referenda which will allow the district to exceed its revenue limit on a non-permanent basis.

Municipal Clerk: TRACY OLDENBURG  
5520 LACY RD  
FITCHBURG, WI 53711-5318

Municipality: City of Fitchburg  
County: Dane County

School District: Oregon (4144)  
School District Clerk: Ahna Bizjak

Referenda ID	Vote Date	Type	Year Expires	Total Referendum Amount	2022-2023 Levy Amount due to Referendum	Percent of Entire School District	2022-2023 Amount due to Referendum for Taxation District
RF-4682	11/6/2018	Issue Debt	2038	\$44,900,000	\$2,403,818.76	19.107710901%	\$459,314.74



Instructions: This form must be signed in the presence of a notary public, and delivered to the clerk of each municipality having territory within the school district on or before **November 10**.

(Ref Wisconsin Statute s.120.12(3))

2022-2023 School Year

1. Municipal Clerk: TRACY OLDENBURG
5520 LACY RD
FITCHBURG, WI 53711-5318

2. Municipality: City of Fitchburg

3. County: Dane County

The levy is distributed using the same percentage as the equalized valuation.

4. Equalized Valuation (TID Out) Tax Apportionment (October Certification)

5. Percent of Entire School District

6. Total Levy

Entire School District

Column 1

\$6,065,848,145.00

100.000000%

\$69,150,669.00

Portion of School District Lying Within Municipality

Column 2


\$1,679,670,033.00

27.690605%

\$19,148,238.42

CERTIFICATION

I HEREBY CERTIFY the amount shown on Line 6, Column 2, above, to be assessed against the taxable property of that portion of the school district lying within the municipality, as required by s. 120.17 (8). The state superintendent, pursuant to s. 121.06, has certified to me the equalized valuations shown on Line 4, which I have used to determine the portion of the school district levy to be paid by the municipality.



NOTARY SEAL

Form with fields for Name of School District, School District Clerk, Signature of School District Clerk, Signature of Notary Public, Signed before me this date, and My Commission Expires.

Wisconsin Statutory References: s.120.17(8) s.120.44 s.121.06(2)

Mail tax settlement to: District Administrator, Verona Area School District, 700 N Main St, Verona, WI 53593-1153



Per §74.09(3)(db) a school board is required to separately report any tax levies that exceed its annual revenue limit as a result of a successful referendum to exceed the limit on a non-permanent basis. State law requires the levies associated with all debt and non-recurring operation referendums passed after December 31, 2014 to be listed separately. The property tax bill must also include the year in which the non-permanent referendum to exceed the revenue limit no longer applies.

### 2022-2023 School Year

List of approved 2022-2023 debt and non-recurring operating referenda which will allow the district to exceed its revenue limit on a non-permanent basis.

Municipal Clerk: TRACY OLDENBURG  
 5520 LACY RD  
 FITCHBURG, WI 53711-5318

Municipality: City of Fitchburg  
 County: Dane County

School District: Verona Area (5901)  
 School District Clerk: Nicole Vafadari

Referenda ID	Vote Date	Type	Year Expires	Total Referendum Amount	2022-2023 Levy Amount due to Referendum	Percent of Entire School District	2022-2023 Amount due to Referendum for Taxation District
RF-4208	4/4/2017	Issue Debt	2037	\$18,520,000	\$941,514.89	27.690604724%	\$260,711.17
RF-4207	4/4/2017	Issue Debt	2037	\$162,760,000	\$8,274,350.11	27.690604724%	\$2,291,217.58



# State of Wisconsin • DEPARTMENT OF REVENUE

DIVISION OF STATE AND LOCAL FINANCE • BUREAU OF LOCAL GOVERNMENT SERVICES • 2135 RIMROCK RD MADISON, WI 53713

**Mailing Address:**  
PO Box 8971 #6-97  
Madison WI 53708-8971  
Fax: (608) 264-6887  
lgs@wisconsin.gov

November 18, 2022

TRACY OLDENBURG  
CITY OF FITCHBURG  
5520 LACY RD  
FITCHBURG WI 53711-5318

## Notice of School Levy Tax Credit and Major State Aids 2022 Property Tax Bills Payable in 2023

### Notice Information

Under state law, the Wisconsin Department of Revenue (DOR) is providing the **estimated** school levy tax credit and other major state aids your local government will receive in 2023 (sec. 79.10(2)(a), Wis. Stats.). Your local government must use these amounts to generate your 2022 full disclosure property tax bills.

<b>District</b>	CITY OF FITCHBURG	<b>County</b>	DANE	<b>District code</b>	13-225
-----------------	-------------------	---------------	------	----------------------	--------

### Estimate Summary

Review the estimate information below and provide this information to your property tax bill preparer.

School Levy Tax Credit	
2022 school levy tax credit – to be distributed on July 24, 2023	\$6,761,217.85

Estimate of Major State Aids – allocated to your district		
Taxing Jurisdiction	Prior Tax Year 2021 Estimated Aids	Current Tax Year 2022 Estimated Aids
COUNTY OF DANE	\$580,100	\$618,687
CITY OF FITCHBURG	\$2,976,780	\$3,398,918
MADISON METROPOLITAN (133269)	\$4,957,443	\$4,999,359
OREGON (134144)	\$5,171,448	\$5,453,033
VERONA AREA (135901)	\$7,934,657	\$9,744,180
MADISON AREA (000400)	\$2,809,557	\$2,991,039
<b>Total Estimated Major State Aids</b>	<b>\$24,429,985</b>	<b>\$27,205,216</b>

### Contact Information

If you have questions, contact us at (608) 266-8618, (608) 261-5167 or [lgs@wisconsin.gov](mailto:lgs@wisconsin.gov).



# State of Wisconsin • DEPARTMENT OF REVENUE

DIVISION OF STATE AND LOCAL FINANCE • BUREAU OF LOCAL GOVERNMENT SERVICES • 2135 RIMROCK RD MADISON, WI 53713

**Mailing Address:**  
 PO Box 8971 #6-97  
 Madison WI 53708-8971  
 Fax: (608) 264-6887  
[lgs@wisconsin.gov](mailto:lgs@wisconsin.gov)

November 18, 2022

RENEE SCHWASS  
 TOWN OF MADISON  
 2120 FISH HATCHERY RD  
 MADISON WI 53713

## Notice of School Levy Tax Credit and Major State Aids 2022 Property Tax Bills Payable in 2023

### Notice Information

Under state law, the Wisconsin Department of Revenue (DOR) is providing the **estimated** school levy tax credit and other major state aids your local government will receive in 2023 (sec. 79.10(2)(a), Wis. Stats.). Your local government must use these amounts to generate your 2022 full disclosure property tax bills.

<b>District</b>	TOWN OF MADISON	<b>County</b>	DANE	<b>District code</b>	13-032
-----------------	-----------------	---------------	------	----------------------	--------

### Estimate Summary

Review the estimate information below and provide this information to your property tax bill preparer.

School Levy Tax Credit	
2022 school levy tax credit – to be distributed on July 24, 2023	\$911,316.23

Estimate of Major State Aids – allocated to your district		
Taxing Jurisdiction	Prior Tax Year 2021 Estimated Aids	Current Tax Year 2022 Estimated Aids
COUNTY OF DANE	\$80,285	\$82,352
TOWN OF MADISON	\$877,244	\$843,193
MADISON METROPOLITAN (133269)	\$1,496,137	\$1,535,658
MADISON AREA (000400)	\$388,842	\$398,134
<b>Total Estimated Major State Aids</b>	<b>\$2,842,508</b>	<b>\$2,859,337</b>

### Contact Information

If you have questions, contact us at (608) 266-8618, (608) 261-5167 or [lgs@wisconsin.gov](mailto:lgs@wisconsin.gov).

Wisconsin Department of Revenue  
 2022 Statement of Changes in Tax Incremental Districts (TIDs) Value

CUR YR	MUNI	MUNI NAME	TID #	SCHOOL DISTRICT	BASE YEAR	BASE VAL	CURR VAL	INCREMENT	PREV YR VAL	DOLLAR	PERCENT
								VAL		CHANGE	CHG
2022	225	Fitchburg	004	3269	2003	\$ 45,812,400	\$ 238,283,900	\$ 192,471,500	\$ 223,753,600	\$14,530,300	6
2022	225	Fitchburg	004	4144	2003	\$ 3,331,600	\$ 53,228,500	\$ 49,896,900	\$ 45,946,600	\$ 7,281,900	16
2022	225	Fitchburg	009	5901	2015	\$ 46,009,600	\$ 148,895,900	\$ 102,886,300	\$ 151,815,000	\$ (2,919,100)	-2
2022	225	Fitchburg	010	3269	2016	\$ 42,872,500	\$ 103,781,300	\$ 60,908,800	\$ 74,053,300	\$29,728,000	40
2022	225	Fitchburg	011	4144	2018	\$ 436,200	\$ 381,500	\$ (54,700)	\$ 391,000	\$ (9,500)	-2
2022	225	Fitchburg	012	3269	2018	\$ 128,183,100	\$ 132,171,100	\$ 3,988,000	\$ 133,078,800	\$ (907,700)	-1
2022	225	Fitchburg	012	4144	2018	\$ 6,900	\$ 85,576,700	\$ 85,569,800	\$ 83,746,100	\$ 1,830,600	2
2022	225	Fitchburg	013	4144	2018	\$ 16,139,100	\$ 33,521,900	\$ 17,382,800	\$ 29,973,500	\$ 3,548,400	12



Tony Evers, Governor  
Craig Thompson, Secretary  
Internet: [www.wisconsin.gov](http://www.wisconsin.gov)

Telephone: 608-266-0436  
FAX: 608-267-0294  
Email: [jason.starke2@dot.wi.gov](mailto:jason.starke2@dot.wi.gov)

December 15, 2022

CVT Code: 13225

MISTY DODGE  
CITY OF FITCHBURG  
5520 LACY RD  
FITCHBURG, WI 53711

Subject: **Calendar Year 2023 FINAL CALCULATION - General Transportation Aids & Connecting Highway Aids**

Dear Local Government Representative:

The 2023 Final Calculation Summary below is for General Transportation Aids (GTA) and Connecting Highway Aids (CHA) based on WisDOT's current calculations. Estimate calculations are released in October and final calculations in December.

<b>2023 FINAL CALCULATION SUMMARY</b>	
General Transportation Aids amount:	\$2,103,686.18
Net Total:	\$2,103,686.18
<b>Payment Method:</b> Direct deposit to your local government Investment Pool account	
*** PLEASE KEEP YOUR BANKING INFORMATION UPDATED ***	

Aid payments are disbursed to municipalities in four equal payments on the first Monday in January, April, July, and October. Counties receive 25% of their annual payment in January and October and 50% in July; there is no April payment. The GTA calculation process is based directly on the data your local government provided to the Department of Revenue (DOR) in its annual Municipal Financial Report form in addition to the centerline miles reported to WisDOT in its annual plat submittal. Connecting highways are marked State Trunk Highways through your community. Your 2023 CHA reflects the lane mileage data as of December 31, 2021.

A Calculation Detail Sheet is available for each local government on the GTA home page at <http://wisconsin.gov/Pages/doing-bus/local-gov/astnce-pgms/highway/gta.aspx>

This is your official notice of your local government's GTA and CHA aids for calendar year 2023. Your treasurer will be notified when quarterly GTA and CHA payments are made. All local governments must submit complete and timely Financial Report forms to DOR each year. How costs are reported and whether or not the forms are filed on time may have an impact on future GTA payments.

For questions regarding your GTA/CHA estimate or payments, visit the Programs for Local Government home page at <http://wisconsin.gov/Pages/doing-bus/local-gov/astnce-pgms/highway/default.aspx> and choose GTA or CHA. For further questions, contact the appropriate department:

- GTA and CHA aid questions: Jason Starke, WisDOT, 608-266-0436, [jason.starke2@dot.wi.gov](mailto:jason.starke2@dot.wi.gov)
- Banking changes: Lynn Oldenburg, Dept. of Revenue, 608-266-2569, [lynn.oldenburg@wisconsin.gov](mailto:lynn.oldenburg@wisconsin.gov)
- Name, address, and email changes: Lynn Oldenburg, Dept. of Revenue, 608-266-2569, [lynn.oldenburg@wisconsin.gov](mailto:lynn.oldenburg@wisconsin.gov)
- Cost reporting questions: Kathleen Springhorn, Dept. of Revenue Local Government Services, 608-261-5341, [lgs@wisconsin.gov](mailto:lgs@wisconsin.gov)

Sincerely,

Jason Starke  
GTA Program Manager  
WisDOT | Division of Transportation Investment Management  
Bureau of Transit, Local Roads, Railroads and Harbors | Local Programs & Finance Section  
[jason.starke2@dot.wi.gov](mailto:jason.starke2@dot.wi.gov) | 608-266-0436 | [WisDOT GTA](#) | [WisDOT TAS](#)

**CALENDAR YEAR 2023 FINAL GTA CALCULATION**

Note: Counties are not eligible to be factored as a Rate per Mile calculation.

**INPUT GTA FIGURES:**

CVT Code: 13225		<b>NAME:</b>	CITY OF FITCHBURG
			DANE COUNTY
6-Year Average Cost(2016-2021):	\$13,468,089.88	Mileage as of 01/01/2021:	134.45
3-Year Average Cost(2019-2021):	\$18,594,801.47	Mileage as of 01/01/2022:	136.08
2021 Submitted Costs:	\$17,026,151.43	2022 Aids:	\$1,829,292.33

**CALCULATION STEPS:**

1. Calculate Preliminary Share of Costs (SOC) and Rate Per Mile (RPM)

**SHARE OF COSTS**

(6-Year Average Costs x SOC Percentage) = SOC Amount

6-Year Average Cost:	\$13,468,089.88
SOC Percentage:	16.3787%
SOC Amount:	\$2,205,891.91

**RATE PER MILE (Municipalities only)**

(Mileage x Rate Per Mile) = RPM Amount

Mileage as of 01/01/2022:	136.08
Rate Per Mile:	\$2,734.00
RPM Amount:	\$372,042.72

2. Determine Preliminary Amount (Greater of SOC or RPM Amount)

Note: RPM Amount is not applicable to counties

SOC Preliminary Amount:	\$2,205,891.91
-------------------------	----------------

3. Calculate Minimum and Maximum Adjustments

SHARE OF COSTS
Maximum = No greater than 115% of previous year aid payment
Minimum = Eligible for no less than 90% of previous year aid payment

RATE PER MILE
Maximum = No Maximum Payment Amount
Minimum = Eligible for no less than 90% of previous year aid payment adjusted for any increase or decrease of certified mileage

% Change in Certified Miles:	N/A	Adjustment Amount:	-\$102,205.73
Minimum 2023 Cushion:	\$1,646,363.10	Adjustment Type:	Maximum Cushion
Maximum 2023 Cushion:	\$2,103,686.18	2023 Adjusted Amount:	\$2,103,686.18

4. Apply Cost Cap(Municipalities ONLY)

No municipality should receive more than 85% of its 3-year average costs. If the Adjusted Amount above exceeds the 85% Cost Cap, the Payable Amount is reduced accordingly. The cost cap for towns in the bottom quartile of equalized values of towns (EVT) is 98%.

3-Year Average Cost:	\$18,594,801.47	Cost Cap Reduction Amount:	\$0.00
85% Cost Cap:	\$15,805,581.25	Payable Amount:	\$2,103,686.18

5. Apply Filing Penalty

Penalty is applied to Payable Amount if DOR Financial Report is filed late or not filed at all.

Filing Penalty Descriptions:	N/A	Filing Penalty Amount:	\$0.00
------------------------------	-----	------------------------	--------

**FINAL GTA AMOUNT: \$2,103,686.18**

Find the description of the calculation process and data definitions on the GTA home page at: <http://wisconsindot.gov/Documents/doing-bus/local-gov/astnce-pgms/highway/gta-glossary.pdf>

Department and Item Description	Duration/Unit	2022 Approved	2023 Proposed	Ordinance Ref.	Notes
<b>ADMINISTRATION DEPARTMENT</b>					
<b>Adult Entertainment Licenses</b>					
				Chapter 62	
<b>New or Renewal License</b>	Annual	\$500.00	\$500.00		
<i>Late fee after July 1</i>		\$200.00	\$200.00		
<b>Animal Licenses</b>					
				Chapter 56	
<b>Cat License</b>	Annual	\$7.00	\$7.00	56-26 through 56-29	
<i>Neutered or Spayed</i>	Annual	\$5.00	\$5.00		
<b>Dog License</b>	Annual	pass thru + \$6.25 (\$18.75 + \$6.25 = \$25.00)	pass thru + \$6.25 (\$18.75 + \$6.25 = \$25.00)	56-25, 56-27 to 56-30	R-213-19
<i>Neutered or Spayed</i>	Annual	pass thru + \$6.25 (\$13.75 + \$6.25 = \$20.00)	pass thru + \$6.25 (\$13.75 + \$6.25 = \$20.00)		R-213-19
<i>Late fee after March 31</i>	Each	\$5.00	\$5.00		
<i>Counter Service Fee</i>			\$5.00		
<b>Multiple Dog License</b>	Annual	pass thru + \$16.75 (\$43.25 + \$16.75 = \$60.00)	pass thru + \$16.75 (\$43.25 + \$16.75 = \$60.00)	56-30	R-213-19
<b>Assessment Searches</b>					
	Each	\$40.00	\$40.00		
<i>(all requests are replied to in writing)</i>					
<b>Bartender's License (see liquor license)</b>					
<b>Basketball Hoop Permits</b>					
	Yearly	\$30.00	\$30.00		
<b>Business Licenses - Permanent Merchants</b>					
<b>Business List</b>	As requested	\$25.00	\$25.00		This has never been listed in the past
<b>Cigarette License</b>	Annual	\$100.00	\$100.00	Chapter 58	
<b>Fireworks License (for small temporary stands)</b>	Each Season	\$30/season	\$30/season	44-759 to 44-764	
<b>Hotel/Motel License</b>					
				Chapter 10	
<i>Hotel/Motel Room License</i>	Initial	\$50.00	\$50.00	10-274	
<i>Short-Term Rental License</i>	Annual	\$100.00	\$100.00	10-284(f)	R-14-20
<i>(Renewal or Issuance of suspended or revoked License)</i>	As needed	\$50.00	\$50.00	10-277	
<i>(Quarterly Tax Return late filing fee)</i>	Quarterly (if late)	\$25.00	\$25.00	10-255	
<i>(Room tax not paid within 30 days)</i>	A forfeiture of 25% of the room tax due for the previous year, or \$5,000, whichever is less, of the tax imposed, is due and owing if room tax is not paid within 30 days after due date of return. In addition to this forfeiture, unpaid taxes bear interest at 1% per month from the due date of the return until the first day of the month following the month in which tax is paid or deposited with the City (Ord. 2.17(13))				
<b>Hotel/Motel Room Tax Rate</b>		7%			
<b><u>Payments to Other Entities:</u></b>					
<i>Fitchburg Chamber of Commerce</i>		70% (statute)			
<i>City of Fitchburg Administration</i>		7%			
<i>CEDA - General</i>		23%			
<b>Massage License</b>					

Department and Item Description	Duration/Unit	2022 Approved	2023 Proposed	Ordinance Ref.	Notes
<b>ADMINISTRATION DEPARTMENT</b>					
Message Establishment License	Initial Application Fee	\$250.00	\$250.00	Chapter 62	
Message Technician or Manager License	Each	\$50.00	\$50.00		
<b>Mobile Home License</b>					
Mobile Home Court Annual License	Annual for each 50 lots or fraction thereof	\$250.00	\$250.00	Chapter 32	
Initial Application Fee for New Mobile Home Park	Initial Application Fee	\$500.00	\$500.00		
Transfer Fee of Park License to Another Owner	Whenever Sold	\$250.00	\$250.00		
Temporary Mobile Home Permit(Seasonal, Emergency, etc.)	As Needed	\$25.00	\$25.00		
Monthly Parking Fees	See Ordinance for Collection Procedures				
<b>Second Hand Dealer/Pawn Brokers</b>					
Second-Hand Article Dealer	Annual	\$100.00	\$100.00		
Second-Hand Jewelry Dealer	Annual	\$500.00	\$500.00		
Flea Market License Fee	Annual	\$250.00	\$250.00		
Special Event Second-Hand Dealer Flea Market License	No More Than 3 Consecutive Days	\$75.00	\$75.00		
Pawnbroker License	Annual	\$500.00	\$500.00		
<b>Sales on Public Streets</b>					
Street Vendor License, yearly	Annual	\$150.00	\$150.00	Chapter 67	
Street Vendor License, monthly	Monthly	\$50.00	\$50.00		
<b>Liquor License</b>					
Retail "Class A" Liquor	Annual	\$500.00	\$500.00	Chapter 60 60-27 through 60-40	
Retail "Class B" Liquor	Annual	\$500.00	\$500.00	60-27 through 60-40	
Retail "Class B" Liquor Reserve	Initial Application Fee/Annual	\$10,000 initial fee and \$500/yearly	\$10,000 initial fee and \$500/yearly	60-27 through 60-40	Pays \$10,000 for each New Owner of License, plus \$500 per Year
Reserve "Class B" Economic Grant	<b>No Longer Refundable</b>	No Longer Refundable in accordance to State Statute	No Longer Refundable in accordance to State Statute	60-27 through 60-40	
Class "C" Wine	Annual	\$100.00	\$100.00	60-27 through 60-40	
Class "A" Beer	Annual	\$250.00	\$250.00	60-27 through 60-40	
Class "B" Beer	Annual	\$100.00	\$100.00	60-27 through 60-40	
<b>Pro-Rating for Above Licenses</b>	<i>All the above license fees EXCEPT FOR THE INTITIAL \$10,000 ISSUANCE FEE FOR "CLASS B" RESERVE LIQUOR shall be prorated according to the number of months or fraction thereof for which the license is issued.</i>				
Special (Picnic) Class "B"	Per Event	\$10.00	\$10.00		
Temporary Class "B"	Any 6 Month Period	\$50.00	\$50.00	60-72 60-72	

Department and Item Description	Duration/Unit	2022 Approved	2023 Proposed	Ordinance Ref.	Notes
<b>ADMINISTRATION DEPARTMENT</b>					
<b>Liquor License (continued)</b>					
Temporary "Class A" or "Class B"	Any 6 Month Period	\$250.00	\$250.00	60-599	
Provisional Retail (person has not completed beverage class)	60 Days	\$15.00	\$15.00	60-600	
Wholesalers	Annual	\$25.00	\$25.00		
Change of Agent	Each	\$10.00	\$10.00	60-250, 60-251	
Late Filing Fee for Applications Received After April 15th	Each	\$250.00	\$250.00	60-40(11)	
Renewal Liquor License Publication Fee	Yearly	\$75.00	\$75.00	60-69, 60-605, 606	
Publication Cost for Late Filing Fee After April 15th	Each	\$100.00	\$100.00	60-73	
New Liquor License Publication Fee	Each	\$75.00	\$75.00		
Operator's Licenses (Bartenders)	Bi-Annual	\$70.00	\$70.00	60-27	renewable in odd# years
Provisional Operator's License	As Needed to Allow to Take Class	\$10.00	\$10.00	60-563 and 60-600	
Provisional Operator's License Renewal (additional 60 days)	As Needed to Allow to Take Class	\$15.00	\$15.00		
Temporary Operator's License	As needed	\$10.00	\$10.00	60-599	for picnics, special events, etc.
Transfer of Retail License to Another Premise (by Same Owner)	As needed	\$10 and \$100 for "new" publication fee, if for site not previously licensed	\$10 and \$100 for "new" publication fee, if for site not previously licensed	60-98 through 60-99	
<b>Non-Sufficient Funds Check Handling Charge</b>					
	Per Check				
<b>Public Records Search</b>					
Cost to Locate Record	As needed	Actual cost if exceeds \$50	Actual cost if exceeds \$50	12-24 through 12-26	
Cost to Mail Records/Copies	As needed	Actual Cost	Actual Cost	12-24 through 12-26	
Prepayment of Fees	As needed	Prepayment required if more than \$5.	Prepayment required if more than \$5.	12-24 through 12-26	
Copies	Per Page	\$0.15	\$0.15		
Labels	Per Sheet	n/a	n/a		
<b>Pre-Formatted GIS Maps</b>					
<b>Comprehensive Plan</b>	Plan on CD	\$10.00	\$10.00		
Laser Jet Printer 8 1/2 x 11 (black & white)	Per Page	\$0.30	\$0.30		
Laser Jet Printer 8 1/2 x 11 (color)	Per Page	\$1.00	\$1.00		
Laser Jet Printer 11 x 17 (black & white)	Per Page	\$0.50	\$0.50		
Laster Jet Printer 11 x 17 (color)	Per Page	\$2.00	\$2.00		
Plotter 18 x 18	Per Page	\$10.00	\$10.00		
Plotter 36 x 36	Per Page	\$30.00	\$30.00		
Plotter 36 x 43	Per Page	\$35.00	\$35.00		
<i>All Pre-Formatted Plotter Maps are in Color</i>					
Special Projects Billed on Time and Material	Per Project	1 hour labor minimum	1 hour labor minimum		
Scan Fee if Not Electronically Submitted Documents		\$50.00	\$50.00		
<b>Recording Fees (Register of Deeds fees as of May 2010)</b>					
	Per Document	\$30.00	\$30.00		
<b>Sound Permits</b>					
	Per Event	\$60.00	\$60.00	74-121 through 74-131	filing required 30 days in advance

Department and Item Description	Duration/Unit	2022 Approved	2023 Proposed	Ordinance Ref.	Notes
<b>ADMINISTRATION DEPARTMENT</b>					
Special Council Meeting for License, Permit or Other Action	Per Time	\$350.00	\$350.00		
Street Use Permit	Less Than 3 Blocks	\$30.00	\$30.00	Chapter 27	filing required 30 days in advance
Special Events - Large Scale Street Use Events (includes Sound Permit)	More Than 3 Blocks	\$150.00	\$150.00	Chapter 27	filing required 60 days in advance
Large Scale Festival Events (Includes Sound Permit)		\$150.00	\$150.00	54-26	filing required 60 days in advance
<b>Subscription Requests</b>					
<i>Full Council Packet</i>	Per Request	\$250/yr	\$250/yr		
<i>City Council Agendas Only</i>	Per Request	\$20/yr	\$20/yr		
<i>All Committees/Commission Agendas (Includes City Council but not Plan Commission)</i>	Per Request	\$100/yr	\$100/yr		
<i>Plan Commission (Agendas &amp; Minutes)</i>	Per Request	\$50/yr	\$50/yr		
<i>Specific Committee/Commission (Not Plan Commission)</i>	Per Request	\$30/yr	\$30/yr		
<i>NOTE: All packets and agendas are now available through the City Webpage</i>					

Department and Item Description	Duration/Unit	2022 Approved	2023 Proposed	Ordinance Ref.	Notes
<b>Court</b>					
Cost for Transcript on Appeal	As Required	\$10.00	\$10.00	18-178 through 18-184	
For Fines and Forfeiture Amounts Refer to Chapter 70					

Department and Item Description	Duration/Unit	2022 Approved	2023 Proposed	Ordinance Reference	Notes
<b>Planning &amp; Development</b>					
<b>Parkland Improvement Fees</b>					
Fee in lieu of Land Dedication (not including TND)	Per Dwelling Unit	\$4,330.00	\$4,330.00	24-2(d)(2)(e)	
TND T2 and T3 Ordinance Fee in lieu of Land Dedication	Per Dwelling Unit	\$4,330.00	\$4,330.00	24-2(d)(2)(e)	
TND T4 Ordinance Fee in lieu of land dedication	Per Acre	\$65,000.00	\$65,000.00	24-2(d)(2)(e)	
TND T5 Ordinance Fee in lieu of land dedication	Per Acre	\$65,000.00	\$65,000.00	24-15(d)(5), 22-647(2)	
Park Improvement Single Family Residential	Per Dwelling Unit	\$670.00	\$670.00	24-15(d)(5), 22-647(2)	
Park Improvement Two-Family Residential	Per Dwelling Unit	\$335.00	\$335.00	24-15(d)(5), 22-647(2)	
Park Improvement Multi-Family Residential	Per Dwelling Unit	\$160.00	\$160.00	24-15(d)(5), 22-647(2)	
<b>Fee in lieu of Street Frontage for Parkland</b>					
	As Required	\$-0- (eliminated)	\$-0- (eliminated)	24-15(e), 22-647(3)	removed via R-186-18
<b>Planning Commission</b>					
<b>Certified Survey Fees</b>	Upon Application	\$590 + \$160/parcel	\$590 + \$160/parcel	24-15(c )(1)	
<b>Comprehensive Development Plan</b>	Upon Application	\$315 + \$95/parcel	\$315 + \$95/parcel	24-15(b)	
Comprehensive Development Plan Amendment	Upon Application	\$465	\$465		
Subdivider to pay all consulting and legal fees incurred by the City as stated in Ordinance 24-15(c )(2)					
<b>Preliminary Plat, and Contract Fee</b>	Upon Application	\$575 + \$180/parcel	\$575 + \$180/parcel	24-15(b)(1)	
<b>Final Plat</b>	Upon Application	\$575 + \$120/parcel	\$575 + \$120/parcel	24-15(b)(1)	
Subdivider to pay all engineering, inspection, consulting & legal fees as stated in Ordinance 24-15(b)(2)					
<b>Payment Guarantee of Fees</b>	Upon Application	\$545 + \$165/parcel	\$545 + \$165/parcel	24-15(b)(3)	
Zoning Fees (Publication &/or Public Hearing Costs)	As Requested				
<b>Board of Appeals</b>	As Requested	\$585.00	\$585.00		
<b>Conditional Use Permits</b>	As Requested	\$480.00	\$480.00	22-640(b)(2)	
<b>PDD-GIP</b>	As Requested	\$900.00	\$900.00		
<b>PDD-SIP</b>	As Requested	\$875.00	\$875.00		
<b>Re-Zoning Request</b>	As Requested	\$620.00	\$620.00		
<b>Re-Zoning/Conditional Use</b>	As Requested	\$770.00	\$770.00		
<b>Telecommunications Facilities Permit</b>	As Required	\$465.00	\$465.00	64-48(d)	
<b>Sign Permit</b>					
Temporary	As Required	\$41.00	\$41.00	26-34	
All signs except temporary and exempt signs	As Required	\$1.95/sq ft or faction thereof with a minimum of \$82	\$1.95/sq ft or faction thereof with a minimum of \$82	26-34	
<b>Zoning Fee</b>					
Zoning Verification Letters (New in 2014)	See Building Inspection Schedule				
	Per Request	\$35.00	\$35.00		

Department and Item Description	Duration/Unit	2022 Approved	2023 Proposed	Ordinance Ref.	Notes
<b>Building Inspection</b>				CHAPTER 35	
<b>Group I - Residential buildings in which families or household live, rooming houses, residential garages and storage sheds (this group does not include hotels, motels or institutional buildings)</b>					
<b>Group II - General Professional Offices, barber shops, beauty parlors, bowling alleys, dry-cleaning establishments, clinics, natatoriums, shelters, hotels and motels</b>					
<b>Group III - Taverns, restaurants, cafeterias, retail establishments, commercial garages and service stations.</b>					
<b>Group IV - Churches, assembly halls, theaters, exhibition buildings, educational institutions, hospitals, nursing homes, places of detention, gymnasiums, arenas, laboratories, lodge halls, funeral homes, libraries, skating rinks, dance halls and armories.</b>					
<b>Group V - Warehouses, freight terminals, storage buildings, refrigeration storage, factories, machine shops, electric sub-stations, sewage treatment plants, heating plants, steam &amp; electric generating plants, transformer vaults and other buildings not classified in Groups I - IV.</b>					
<b>Group VI - Agricultural Buildings</b>					
<b>General Notes:</b>					
1. Areas included for fee calculation purposes shall include all floor levels, basement, attached garages, porches and all spaces enclosed and under roof. The Building Inspection Department will be responsible for calculating the square footage of all buildings.					
2. All fees are rounded to the nearest dollar					
3. All building and HVAC fees are based on either the Wisconsin Building Code Table 2.31-1 or this Fee Schedule, whichever is greater.					
<b>New Construction and Additions</b>					
<b>Zoning Permits</b>	Per Application	One & Two Family Dwellings \$32 plus \$0.80 per sq. ft. All other construction - \$345 plus \$2.12 per \$1,000 of construction cost	One & Two Family Dwellings \$32 plus \$0.80 per sq. ft. All other construction - \$345 plus \$2.12 per \$1,000 of construction cost		Will raise fees to be similar to existing County Fees. Will raise fees to be similar to existing County Fees.
<b>Building Permits</b>	Per Application				
Group I		\$.080 per sq. ft.	\$.080 per sq. ft.		
Group II		\$.090 per sq. ft.	\$.090 per sq. ft.		
Group III		\$.100 per sq. ft.	\$.100 per sq. ft.		
Group IV		\$.120 per sq. ft.	\$.120 per sq. ft.		
Group V		\$.080 per sq. ft. - first 10,000 sq. ft. \$.070 per sq. ft. - over 10,000 sq. ft.	\$.080 per sq. ft. - first 10,000 sq. ft. \$.070 per sq. ft. - over 10,000 sq. ft.		
Group VI		\$.05 per sq. ft.	\$.05 per sq. ft.		
Minimum Fee		Residential \$100 Commercial \$150	Residential \$100 Commercial \$150		
<b>Electrical Permits</b>	Per Application				
Group I		\$.050 per sq. ft.	\$.050 per sq. ft.		
Group II		\$.050 per sq. ft.	\$.050 per sq. ft.		
Group III		\$.050 per sq. ft.	\$.050 per sq. ft.		
Group IV		\$.050 per sq. ft.	\$.050 per sq. ft.		
Group V		\$.050 per sq. ft.	\$.050 per sq. ft.		
Group VI		\$.030 per sq. ft.	\$.030 per sq. ft.		
Minimum Fee		Residential \$100 Commercial \$150	Residential \$100 Commercial \$150		

Department and Item Description	Duration/Unit	2022 Approved	2023 Proposed	Ordinance Ref.	Notes
<b>Building Inspection</b>				<b>CHAPTER 35</b>	
<b>Plumbing Permits</b>	Per Application				
Group I		\$.050 per sq. ft.	\$.050 per sq. ft.		
Group II		\$.050 per sq. ft.	\$.050 per sq. ft.		
Group III		\$.060 per sq. ft.	\$.060 per sq. ft.		
Group IV		\$.050 per sq. ft.	\$.050 per sq. ft.		
Group V		\$.050 per sq. ft. - first 10,000 sq. ft.	\$.050 per sq. ft. - first 10,000 sq. ft.		
		\$.040 per sq. ft. - over 10,000 sq. ft.	\$.040 per sq. ft. - over 10,000 sq. ft.		
Group VI		\$.030 per sq. ft.	\$.030 per sq. ft.		
Minimum Fee		Residential \$100	Residential \$100		
		Commercial \$100	Commercial \$100		
<b>Heating/Ventilating/Air Conditioning Permits</b>	Per Application				
Group I		\$.050 per sq. ft.	\$.050 per sq. ft.		
Group II		\$.050 per sq. ft.	\$.050 per sq. ft.		
Group III		\$.050 per sq. ft.	\$.050 per sq. ft.		
Group IV		\$.050 per sq. ft.	\$.050 per sq. ft.		
Group V		\$.050 per sq. ft. - first 10,000 sq. ft.	\$.050 per sq. ft. - first 10,000 sq. ft.		
		\$.040 per sq. ft. - over 10,000 sq. ft.	\$.040 per sq. ft. - over 10,000 sq. ft.		
Group VI		\$.030 per sq. ft.	\$.030 per sq. ft.		
Minimum Fee		Residential \$100	Residential \$100		
		Commercial \$150	Commercial \$150		
<b>Alteration and Repairs to Existing Buildings</b>	Per Application				
<b>Zoning Permits</b>		\$52 plus \$1.05 per \$1,000 of construction cost	\$52 plus \$1.05 per \$1,000 of construction cost		Will raise fees to be similar with existing County fees
<b>Building Permits</b>		1.0% of building construction cost	1.0% of building construction cost		
Minimum Fee		Residential \$100	Residential \$100		
		Commercial \$150	Commercial \$150		
<b>Electrical Permits</b>		1.8% of electrical construction cost	1.8% of electrical construction cost		
Minimum Fee		Residential \$75	Residential \$75		
		Commercial \$100	Commercial \$100		
<b>Plumbing Permits</b>		1.5% of plumbing construction cost	1.5% of plumbing construction cost		
Minimum Fee		Residential \$75	Residential \$75		
		Commercial \$100	Commercial \$100		

Department and Item Description	Duration/Unit	2022 Approved	2023 Proposed	Ordinance Ref.	Notes
<b>Building Inspection</b>				<b>CHAPTER 35</b>	
<b>Heating/Ventilating/Air Conditioning Permits</b>		1.5% of heating/ventilating/air conditioning construction costs	1.5% of heating/ventilating/air conditioning construction costs		
Minimum Fee		Residential \$75 Commercial \$100	Residential \$75 Commercial \$100		
<b>General Notes:</b>					
1. Zoning Permit fees are paid to the City of Fitchburg					
2. Construction cost includes labor and materials					
3. The Building Inspector shall be responsible for estimating construction costs utilizing information provided by permit applicants.					
4. All permit fees are rounded to the nearest dollar.					
<b>Solar Photo-Voltaic Projects</b>					
<b>Permit Fee</b>	Per Application	Based on alterations/repair fee schedule	Based on alterations/repair fee schedule		
Minimum Fee		\$150 construction/\$100 electric/\$100 review fee	\$150 construction/\$100 electric/\$100 review fee		
Maximum Fee		\$500 per permit	\$500 per permit		
<b>Review Fees</b>	Per Hour	na	na		
Minimum Fee		na	na		
Maximum Fee		na	na		
<b>Electric Permits</b>	Per Opening (additive)	na	na		
	first 20	na	na		
	add'l 21-40	na	na		
	add'l 41-100	na	na		
	over 100	na	na		
Minimum Fee		na	na		
<b>Miscellaneous Fees and Requirements</b>					
<b>Swimming Pools</b>	Building Permit Only				
Above Ground		\$150 per permit	\$150 per permit		
In Ground		\$300 per permit	\$300 per permit		
<b>Moving of Buildings/Structures</b>		1/2 of rates charged for new construction	1/2 of rates charged for new construction		
Minimum Fee		\$200 per structure	\$200 per structure		
<b>Demolition</b>		\$100 per residential building, \$200 per commercial building	\$100 per residential building, \$200 per commercial building		
<b>Permit to Start Construction</b>		\$100 per residential permit \$200 per commercial permit	\$100 per residential permit \$200 per commercial permit		
<b>Occupancy</b>		\$50 per Residential Unit \$100 per Commercial Unit	\$50 per Residential Unit \$100 per Commercial Unit		
<b>Deck Permit</b>		\$250= \$200 Building Inspection \$50 Zoning	\$250= \$200 Building Inspection \$50 Zoning		
<b>Construction Water Service Charge</b>		\$45 per one & two family dwellings, all others based on size of water service [see current utility schedule] and duration of use	\$45 per one & two family dwellings, all others based on size of water service [see current utility schedule] and duration of use		

Department and Item Description	Duration/Unit	2022 Approved	2023 Proposed	Ordinance Ref.	Notes
<b>Building Inspection</b>				<b>CHAPTER 35</b>	
<b>Variance Application/Wisconsin Uniform Dwelling Code</b>	Per Application	\$100.00	\$100.00		
<b>Wisconsin Uniform Building Permit Seal</b>	Per Seal	\$75.00	\$75.00		
<b>Delinquent Permit Penalty</b>	Assessed when the required permit is NOT obtained prior to commencing work	A penalty equal to the amount of the permit fee at the time of application	A penalty equal to the amount of the permit fee at the time of application		
<b>Additional and Miscellaneous Inspections</b>		\$75 per inspection, \$100 for inspection of work done without a permit	\$75 per inspection, \$100 for inspection of work done without a permit		
<b>Fire Protection Building Construction Impact Fee</b>	Fee is determined and collected at the time a Building Permit is issued				
Single Family Residential (per dwelling unit)		\$622 per dwelling unit	\$622 per dwelling unit	44-146	
Multi-Family Residential (per dwelling unit)		\$466 per dwelling unit	\$466 per dwelling unit	44-146	
Studio & One Bedroom Apartment		\$311.00	\$311.00	44-146	
Commercial/Institutional (per sq. ft.)		\$0.228 per sq. ft.	\$0.228 per sq. ft.	44-146	
Industrial/Business Park Use (per sq. ft.)		\$0.143 per sq. ft.	\$0.143 per sq. ft.	44-146	
<b>Residential Plan Review</b>	Per Review				
Single Family		\$200.00	\$200.00		
Two Family		\$400.00	\$400.00		
<b>Commercial Plan Review</b>	Per Review				
New Structures 0-2000 square feet		*See Appendix A	*See Appendix A		
New Structures 2001-5000 square feet		*See Appendix A	*See Appendix A		
Remodels 0-2000 square feet		*See Appendix A	*See Appendix A		
Remodels 2001-5000 square feet		*See Appendix A	*See Appendix A		
Remodels 5001-10,000 square feet		*See Appendix A	*See Appendix A		
<b>Fire Alarm &amp; Fire Suppression Plan Review</b>	Per Review				
Fire Alarm System Plans		*See Appendix A	*See Appendix A	35-77(6)	
Fire Suppression System Plans		*See Appendix A	*See Appendix A	35-77(6)	
*Fee amounts set by statute (Table 302.31-2) and vary based on area. A portion is required to be remitted to the State (table 302.31-3)					
<b>Commercial Plumbing Plan Review</b>	Per Review	*See Appendix B	*See Appendix B	35-77(5)	
<b>Erosion Control Permit</b>				30-32	
General Notes:					
1. A construction water service charge shall be collected for all new buildings connected to the municipal water system					
2. A Wisconsin Uniform Building Permit Seal is required for all new single family and two family dwellings					
3. All electrical work shall be done by a State of Wisconsin [DILHR] certified master or journeyman electrician or by an electrician holding a valid City of Madison license. [Exception, a homeowner who owns and occupies his/her own dwelling may do their own work.]					
<b>Construction Exempt from Building Permit Requirements</b>					
1. Repairs necessary for building maintenance and upkeep which do not exceed a cost of \$2,000					
2. Residential accessory buildings and storage sheds not used to house motor vehicles and less than sixty four [64] sq. ft in floor area					
3. Attached and detached uncovered wood decks with floor surfaces less than 24 inches above adjacent grade level.					
4. Satellite dishes and antennas intended for private residential use.					
5. Buildings and structures not within the scope of the building code.					
6. Note - The construction referred to in this section shall comply with all building, zoning and applicable codes regardless of building permit requirements.					

**City of Fitchburg  
Building Inspection Appendix A  
2023**

<b>COMMERCIAL PLAN REVIEW FEE SCHEDULE – BUILDING/HVAC/FIRE ALARM/FIRE SUPPRESSION</b>				
1. New construction, additions, alterations and parking lots fees are computed per this table.				
2. New construction and additions are calculated based on total gross floor area of the structure.				
3. A separate plan review fee is charged for each type of plan review.				
<b>Area (Square Feet)</b>	<b>Building Plans</b>	<b>HVAC Plans</b>	<b>Fire Alarm System Plans</b>	<b>Fire Suppression System Plans</b>
Less than 2,500	\$250	\$150	\$30	\$30
2,500 - 5,000	\$300	\$200	\$60	\$60
5,001 - 10,000	\$500	\$300	\$100	\$100
10,001 - 20,000	\$700	\$400	\$150	\$150
20,001 - 30,000	\$1,100	\$500	\$200	\$200
30,001 - 40,000	\$1,400	\$800	\$350	\$350
40,001 - 50,000	\$1,900	\$1,100	\$500	\$500
50,001 - 75,000	\$2,600	\$1,400	\$700	\$700
75,001 - 100,000	\$3,300	\$2,000	\$1,000	\$1,000
100,001 - 200,000	\$5,400	\$2,600	\$1,200	\$1,200
200,001 - 300,000	\$9,500	\$6,100	\$3,000	\$3,000
300,001 - 400,000	\$14,000	\$8,800	\$4,400	\$4,400
400,001 - 500,000	\$16,700	\$10,800	\$5,600	\$5,600
Over 500,000	\$18,000	\$12,100	\$6,400	\$6,400
Note:	1. A Plan Entry Fee of \$100.00 shall be submitted with each submittal of plans in addition to the plan review and inspection fees.			
	2. Fees may be modified, reduced or waived based on scope of services, project type, or other relevant factors in accordance with City Ordinance 35-31.			
Determination of Area	The area of a floor is the area bounded by the exterior surface of the building walls or the outside face of columns where there is no wall. Area includes all floor levels such as subbasements, basements, ground floors, mezzanines, balconies, lofts, all stories, and all roofed areas including porches and garages, except for cantilevered canopies on the building wall. Use the roof area for free standing canopies.			
Structural Plans and other Component Submittals	When submitted separately from the general building plans, the review fee for structural plans, precast concrete, laminate wood, beams, cladding elements, other facade features or other structural elements, the review fee is \$250.00 per plan with an additional \$100.00 plan entry fee per each plan set.			
Accessory Buildings	The plan review fee for accessory buildings less than 500 square feet shall be \$125.00 with the plan entry fee waived.			
Early Start	The plan review fee for permission to start construction shall be \$75.00 for all structures less than 2,500 sf. All other structures shall be \$150.00. The square footage shall be computed as the first floor of the building or structure.			
Plan Examination Extensions	The fee for the extension of an approved plan review shall be 50% of the original plan review fee, not to exceed \$3,000.00.			
Resubmittals & revisions to approved plans	When deemed by the reviewer to be a minor revision from previously reviewed and/or approved plans, the review fee shall be \$75.00. Any significant changes or alterations beyond minor amendments as determined by the Plans Examiner and Building Inspection Department may result in additional charges as appropriate.			
Submittal of plans after construction	Where plans are submitted after construction, the standard late submittal fee of \$250.00 will be assessed per each review type that occurred after construction. This is in addition to any other plan entry fees, structural components and base fees applied to a project.			
Expedited Priority Plan Review	The fee for a priority plan review, which expedites completion of the plan review in less than the normal processing time when the plan is considered ready for review, shall be 200% of the fees specified in these provisions.			

**City of Fitchburg  
Building Inspection Appendix B  
2023**

<b>COMMERCIAL PLAN REVIEW FEE SCHEDULE – PLUMBING</b>			
1. New construction, alterations and remodeling fees are computed per the following table.			
2. New construction fee is calculated based on square footage of the area constructed.			
3. Alterations and remodeling fee is based on the number of plumbing fixtures.			
<b>Area (Square Feet) (New Construction &amp; Additions)</b>	<b>Plumbing Plan Review Fee</b>	<b>Number of Fixtures (Alteration, Remodeling, and</b>	<b>Plumbing Plan Review Fee</b>
Less than 3,000	\$300	<15	\$200
3,001 - 4,000	\$400	16-25	\$300
4,001 - 5,000	\$550	26-35	\$450
5,001 – 6,000	\$650	36-50	\$550
6,001 – 7,500	\$700	51-75	\$800
7,501 – 10,000	\$850	76-100	\$900
10,001 – 15,000	\$900	101-125	\$1,050
15,001 – 20,000	\$950	126-150	\$1,150
20,001 – 30,000	\$1,100	>151	\$1,150
30,001 – 40,000	\$1,250	Plus \$160 for each additional 25 fixtures (rounded up) beyond 150 Fixtures	
40,001 – 50,000	\$1,550		
50,001 – 75,000	\$2,100		
Over 75,000	\$2,500		
Plus \$0.0072 per each additional sq. ft. over 75,000 sq. ft.			
Note:	1. A Plan Entry Fee of \$100.00 shall be submitted with each submittal of plans in addition to the plan review and inspection fees.		
	2. Fees may be modified, reduced or waived based on scope of services, project type, or other relevant factors in accordance with City Ordinance 35-31.		
Determination of Area	The area of a floor is the area bounded by the exterior surface of the building walls or the outside face of columns where there is no wall. Area includes all floor levels such as subbasements, basements, ground floors, mezzanines, balconies, lofts, all stories, and all roofed areas including porches and garages, except for cantilevered canopies on the building wall. Use the roof area for free standing canopies.		
Resubmittals & revisions to approved plans	When deemed by the reviewer to be a minor revision from previously reviewed and/or approved plans, the review fee shall be \$75.00. Any significant changes or alterations beyond minor amendments as determined by the Plans Examiner and Building Inspection Department may result in additional charges as appropriate.		
Submittal of plans after construction	Where plans are submitted after construction, the standard late submittal fee of \$250.00 will be assessed per each review type that occurred after construction. This is in addition to any other plan entry fees and base fees applied to a project.		
Expedited Priority Plan Review	The fee for a priority plan review, which expedites completion of the plan review in less than the normal processing time when the plan is considered ready for review, shall be 200% of the fees specified in these provisions.		

Department and Item Description	Duration/Unit	2022 Approved	2023 Proposed	Ordinance Ref.	Notes
<b>Police</b>					
<b>Accident Reports</b>					
Accident Report - Reportable MV 4000	Each	\$2.00	\$2.00		
Accident Report - Non-Reportable	Per Page	\$0.15	\$0.15		
<b>Bike Licenses (One time license)</b>	Each	\$5.00	\$5.00		
<b>Copy of DVD</b>	Each	\$15.00	\$15.00		
<b>Copy of Flash Drive (128gb)</b>	Each	\$20.00	\$20.00		
<b>Fitchburg Records Check</b>					
Resident		\$10.00	\$10.00		
Non-Resident		\$20.00	\$20.00		
<b>Dispatch Audio Recordings</b>	Each	\$15.00	\$15.00		
<b>Duplicating Costs</b>	Per Page	\$0.15	\$0.15		
<b>Fingerprinting</b>					
Resident	Per Card	\$10.00	\$10.00		
Non-Resident	Per Card	\$15.00	\$15.00		
<b>Notary Public Fees</b>	Per Page	\$0.15	\$0.15		
<b>Photographs</b>					
CD	Each	\$15.00	\$15.00		
Printed	Per Page	\$3.00	\$3.00		
From Negative		\$10 handling plus actual developing costs			
<b>Postage</b>		Actual Cost			
<b>Evidence Facility Storage Fee</b>	Per Day	\$30	\$30		

Department and Item Description	Duration/Unit	2022 Approved	2023 Proposed	Ordinance Reference	Notes
<b>Fire Department</b>					
<b>Fire Impact Fees - See Building Inspection Fees</b>		\$73,400	\$73,400	44-146	
<b>Fireworks Display</b>		\$180.00	\$180.00	44-729	
<b>Fireworks License</b> (for small temporary stands)	Each Season	\$30/season	\$30/season	44-759 to 44-764	
<b>Storage or Use of Explosive or Blasting Agents</b>		\$600.00	\$600.00	44-691 through 44-698	
<b>Plan check and inspection of multiple dwelling, commercial, manufacturing or public assembly units</b>		1/10th of 1% of total estimated construction costs as determined by Building Inspector	1/10th of 1% of total estimated construction costs as determined by Building Inspector	44-120 through 44-121	

Department and Item Description	Duration/Unit	2022 Approved	2023 Proposed	New Ordinance Ref.	Notes
<b>Public Works</b>					
<b>STREET DEPARTMENT</b>					
Driveway or Access Permit - *Per Application	New	\$80.00	\$80.00	27-302	Permit #: DW-15-xxx
	Alteration	\$35.00	\$35.00		
	Appeal Fee	At the time of filing		27-306	
Erosion Control and Stormwater Management Permits (plat projects)	Per Application	Erosion Control Permit Base Fee =>\$200, Stormwater Permit Base Fee =>\$400, Erosion Control Permit Amendment Fee => \$100, Stormwater Permit Amendment Fee => \$200, plus \$0.005/sq. of disturbed area, \$0.010/sq of impervious area, and \$0.005/sq of redevelopment. Fees are doubled if work commences before permit issuance.	Erosion Control Permit Base Fee =>\$200, Stormwater Permit Base Fee =>\$400, Erosion Control Permit Amendment Fee => \$100, Stormwater Permit Amendment Fee => \$200, plus \$0.005/sq. of disturbed area, \$0.010/sq of impervious area, and \$0.005/sq of redevelopment. Fees are doubled if work commences before permit issuance.	30-33	2019 revised by R-137-19
Erosion Control and Stormwater Management Permits (non-plat projects)	Per Application	Erosion Control Permit Base Fee=>\$275, Stormwater Permit Base Fee =>\$375, Erosion Control & Stormwater Permit Fee=>\$450, Erosion Control Permit Amendment Fee => \$100, Stormwater Permit Amendment Fee => \$100, Erosion Control & Stormwater Permit Amendment Fee=>\$100, plus actual costs incurred by the City for services relating to the administration of the ECSWM Ordinance. Fees are doubled if work commences before permit issuance.	Erosion Control Permit Base Fee=>\$275, Stormwater Permit Base Fee =>\$375, Erosion Control & Stormwater Permit Fee=>\$450, Erosion Control Permit Amendment Fee => \$100, Stormwater Permit Amendment Fee => \$100, Erosion Control & Stormwater Permit Amendment Fee=>\$100, plus actual costs incurred by the City for services relating to the administration of the ECSWM Ordinance. Fees are doubled if work commences before permit issuance.	30-33	2019 revised by R-137-19
Right-of-Way -Registration	*Per Application			27-173 27-175	Form #: REG-15-xxx
Right-of-Way - Excavation					

Department and Item Description	Duration/Unit	2022 Approved	2023 Proposed	New Ordinance Ref.	Notes
<b>Public Works</b>					
Review	*Per Application	\$80.00	\$80.00	27-206	Permit #: RE-15-xxx
Degradation	per sq. yd.	Varies; \$200 minimum	Varies; \$200 minimum	27-207	See Exhibit A
Borings	per boring	\$50.00	\$50.00		
Pavement Core	each	\$50.00	\$50.00		
Open Cut Pavement	per open cut	\$225.00	\$225.00		
Trenching in excess of 1,300 ft	1,000 ft	\$115.00	\$115.00		
Construction of Vault or Structure	each	\$115.00	\$115.00		
				27-207	
<b>Right-of-Way - Obstruction</b>		\$80.00	\$80.00		Permit #: RO-15-xxx
Review	*Per Application	Per Month		27-255	
<b>Stormwater Utility</b>	See Appendix B, Chapter 35			Chapter40 - Article V	
<b>City Wide Rate</b>	*Per Quarter	\$15.69	\$15.69		Approval for increase
<b>Urban Service Area Base Rate</b>	*Per Quarter	\$3.23	\$3.23		effective 7/1/2021
<b>Urban Service Area Intensity Rate</b>	*Per Quarter	\$6.90	\$6.90		Rural annual customer increase
<b>Urban Rainwater Harvesting Credit</b>	*Per Application (\$/55 gallon volume)	(\$6.00)	(\$6.00)		effective 1/1/2022
<b>Rural Rainwater Harvesting Credit</b>	*Per Application (\$/55 gallon volume)	(\$5.00)	(\$5.00)		
<b>Urban 1-2 Unit Residential Biofiltration Credit</b>	*Per Quarter (Ongoing)	(\$4.00)	(\$4.00)		
<b>Rural 1-2 Unit Residential Biofiltration Credit</b>	*Per Quarter (Ongoing)	(\$2.00)	(\$2.00)		
<b>Urban Fitchburg Creek Supporter Pledge Credit</b>	*Per Quarter (Ongoing)	(\$2.00)	(\$2.00)		
<b>Rural Fitchburg Creek Supporter Pledge Credit</b>	*Per Quarter (Ongoing)	(\$1.00)	(\$1.00)		
<b>Multi-family or Nonresidential Water Quality Credit</b>	*Per Quarter (Ongoing)	-25%	-25%		
<b>Multi-family or Nonresidential Water Quantity Credit</b>	*Per Quarter (Ongoing)	-25%	-25%		
<b>Sewer Rates</b>					
				Chapter40 - Article III	
<b>Flat Rate (No Meter)</b>	*Per Quarter (Ongoing)	\$62.90	TBD		Annual increase is based on
<b>5/8" &amp; 3/4" Meter</b>	*Per Quarter (Ongoing)	\$41.20	TBD		MMSD Rates that are approved in
<b>1" Meter</b>	*Per Quarter (Ongoing)	\$53.50	TBD		November - Approx 4% increase
<b>1 1/2" Meter</b>	*Per Quarter (Ongoing)	\$84.00	TBD		
<b>2" Meter</b>	*Per Quarter (Ongoing)	\$121.20	TBD		
<b>3" Meter</b>	*Per Quarter (Ongoing)	\$207.40	TBD		
<b>4" Meter</b>	*Per Quarter (Ongoing)	\$328.90	TBD		
<b>6" Meter</b>	*Per Quarter (Ongoing)	\$635.60	TBD		
<b>Volume Charge</b>	* per 1,000 gallons	\$3.05	TBD		
<b>Holding Tank Permit</b>	Upon Application				
<b>Water Rates</b>					
				Chapter40 - Article II	
<b>5/8" &amp; 3/4" Meter</b>	*Per Quarter (Ongoing)	\$15.91	TBD		SRC approved by PSC
<b>1" Meter</b>	*Per Quarter (Ongoing)	\$28.64	TBD		effective 1/1/2021
<b>1 1/2" Meter</b>	*Per Quarter (Ongoing)	\$47.74	TBD		
<b>2" Meter</b>	*Per Quarter (Ongoing)	\$76.38	TBD		
<b>3" Meter</b>	*Per Quarter (Ongoing)	\$127.31	TBD		
<b>4" Meter</b>	*Per Quarter (Ongoing)	\$200.51	TBD		
<b>6" Meter</b>	*Per Quarter (Ongoing)	\$362.83	TBD		
<b>Volume Charge Residential</b>					
<b>First 8,000 gallons</b>	* per 1,000 gallons	\$2.10	TBD		

Department and Item Description	Duration/Unit	2022 Approved	2023 Proposed	New Ordinance Ref.	Notes
<b>Public Works</b>					
Next 8,000 gallons	* per 1,000 gallons	\$2.42	TBD		
Next 34,000 gallons	* per 1,000 gallons	\$2.95	TBD		
Over 50,000 gallons	* per 1,000 gallons	\$3.84	TBD		
Irrigation	* per 1,000 gallons	\$3.67	TBD		
<b>Multi family &amp; Non Residential</b>					
First 400,000 gallons	* per 1,000 gallons	\$2.22	TBD		
Over 400,000 gallons	* per 1,000 gallons	\$1.53	TBD		
<b>Water Impact Fee</b>					
	Single Family Residential	\$1,374.00	TBD		
	Duplex	\$2,749.00	TBD		
<b>Small Wireless Facilities</b>					
				<b>Chapter 64 - Article III</b>	
<b>Initial Application Fee</b>	*per application, up to 5 small wireless facilities	n/a	\$500.00		Proposed by R-210-22
<b>Initial Application Fee - additional facilities</b>	*per additional facility beyond 5 included in base fee	n/a	\$100.00		Action scheduled for
<b>Initial Application Fee - New Pole</b>	*per new pole (not a collocation)	n/a	\$1,000.00		1/10/2023
<b>Annual Fee</b>	*per small wireless facility	n/a	\$270.00		

Department and Item Description	Duration/ Unit	2022 Approved	2023 Proposed
<b>Parks, Recreation &amp; Cemetery</b>			
<b>CEMETERY GRAVE LOT - See Cemetery Rules &amp; Regulations</b>			
Purchase of Burial Rights: (includes perpetual care and maintenance)			
<b>One Grave Lot (8' x 10' - includes two grave sites)</b>			
Resident		\$1,180.00	\$1,180.00
Non-Resident		\$1,350.00	\$1,350.00
<b>One Grave Site (4' x 10')</b>			
Resident		\$590.00	\$590.00
Non-Resident		\$675.00	\$675.00
<b>One Cremain Site (4' x 5')</b>			
Resident		\$300.00	\$300.00
Non-Resident		\$350.00	\$350.00
<b>PRICE OF EXCAVATION</b>			
		Work directly with funeral home	Work directly with funeral home
<b>COMMUNITY CENTER FEES - See Policies &amp; Procedures</b>			
Non-profit higher education institutions that are collaborating with the Senior Center or Recreation Department are exempt from the fee policy.			
	R-199-19		R-199-19
<b>RESIDENTS</b>			
Both rooms at HUB - Large Room - Weekdays		1/2 Day \$125, Full Day \$235	1/2 Day \$125, Full Day \$235
Both rooms at HUB - Large Room - Weekends		1/2 Day \$275, Full Day \$385	1/2 Day \$275, Full Day \$385
1 room at HUB - Medium Room - Weekdays		1/2 Day \$55, Full Day \$100	1/2 Day \$55, Full Day \$100
1 room at HUB - Medium Room - Weekends		1/2 Day \$65, Full Day \$120	1/2 Day \$65, Full Day \$120
Small Room - Weekdays		1/2 Day \$35, Full Day \$65	1/2 Day \$35, Full Day \$65
Small Room - Weekends		1/2 Day \$45, Full Day \$85	1/2 Day \$45, Full Day \$85
<b>NON-RESIDENTS</b>			
Both rooms at Hub - Large Room - Weekdays		1/2 Day \$195, Full Day \$375	1/2 Day \$195, Full Day \$375
Both rooms at Hub - Large Room - Weekends		1/2 Day \$390, Full Day \$595	1/2 Day \$390, Full Day \$595
1 room at HUB - Medium Room - Weekdays		1/2 Day \$85, Full Day \$155	1/2 Day \$85, Full Day \$155
1 room at Hub - Medium Room - Weekdays		1/2 Day \$70, Full Day \$125	1/2 Day \$70, Full Day \$125
Small Room - Weekends		1/2 Day \$60, Full Day \$110	1/2 Day \$60, Full Day \$110
Small Room - Weekdays		1/2 Day \$50, Full Day \$90	1/2 Day \$50, Full Day \$90
<b>SECURITY</b>			
1/2 Day (50 - 99 ppl)		\$125.00 (R-202-17)	\$125.00 (R-202-17)
Full Day (50 - 99 ppl)		\$225.00 (R-202-17)	\$225.00 (R-202-17)
1/2 Day (100 + ppl)		\$225.00 (R-202-17)	\$225.00 (R-202-17)
Full Day (100 + ppl)		\$425.00 (R-202-17)	\$425.00 (R-202-17)
<b>EVENT ATTENDANT</b>			
		\$20/hour	\$20/hour
<b>CLEANING - Weekend only</b>			
<b>(weekday groups must do own clean up)</b>			
1/2 Day (50 - 99 ppl)		\$55.00	\$55.00
Full Day (50 - 99 ppl)		\$110.00	\$110.00
1/2 Day (100 + ppl)		\$110.00	\$110.00
Full Day (100 + ppl)		\$235.00	\$235.00
<b>Room Deposit</b>			
		Equal to twice the price of the room rented	Equal to twice the price of the room rented
<b>CANCELLATION POLICY</b>			
More than 2 weeks notice		Return all but 10% of deposit	Return all but 10% of deposit
Less than 2 weeks notice		10% of all fees will be withheld	10% of all fees will be withheld

Department and Item Description	Duration/ Unit	2022 Approved	2023 Proposed
<b>Parks, Recreation &amp; Cemetery</b>			
<b>PARK RESERVATION FEES</b>			
Shelters available at Quarry Ridge Recreation Area, Greenfield Park, Tower Hill Park, McKee Kids Crossing, and Swan Creek		Res/Non : (M-F) : Res/Non : (Sa-S) 50/60 (M-F) : 60/75 (Sa/S)	Res/Non : (M-F) : Res/Non : (Sa-S) 50/60 (M-F) : 60/75 (Sa/S)
0 - 99 people			
<b>MCKEE FARMS PARK SHELTER RESERVATION FEES</b>		Res/Non : (M-F) : Res/Non : (Sa-S)	Res/Non : (M-F) : Res/Non : (Sa-S)
0 - 99 people		100/125 (M-F) : 140/165 (Sa/S)	100/125 (M-F) : 140/165 (Sa/S)
100 +		250 (M-F) 275 (Sa/S)	250 (M-F) 275 (Sa/S)
<b>McKee Farms Park Indoor Building with McKee outdoor</b>		Res/Non : (M-F) : Res/Non : (Sa-S)	Res/Non : (M-F) : Res/Non : (Sa-S)
0 - 99 people		300/350: (M-F) : 380/430 : (Sa-S)	300/350: (M-F) : 380/430 : (Sa-S)
100+		450 (M-F) 500 (Sa/S)	450 (M-F) 500 (Sa/S)
<b>McGaw Park</b>		Res/Non : (M-F) : Res/Non : (Sa-S)	Res/Non : (M-F) : Res/Non : (Sa-S)
0 - 99 people		75/90 (M-F) : 100/115 (Sa/S)	75/90 (M-F) : 100/115 (Sa/S)
100+		175 (M-F) : 200 (Sa/S)	175 (M-F) : 200 (Sa/S)
<b>Huegel-Jamestown</b>		Res/Non : (M-F) : Res/Non : (Sa-S)	Res/Non : (M-F) : Res/Non : (Sa-S)
0 - 99 people		100/140 (M-F) : 125/165 (Sa/S)	100/140 (M-F) : 125/165 (Sa/S)
100+		275 (M-F) 300 (Sa/S) Plus \$100 key and damage deposit	275 (M-F) 300 (Sa/S) Plus \$100 key and damage deposit
<b>Nine Springs Golf Course</b>			
meeting room		\$30/hr - 80/20 program	\$30/hr - 80/20 program
meeting room & clubhouse		\$50/hr - 80/20 program	\$50/hr - 80/20 program
<b>RENTAL FEE FOR PARKS (not fields) WITH NO SHELTER</b>		\$25/day	\$25/day
<b>PARK FESTIVAL FEES FOR LARGE EVENTS</b> (e.g. Festa Italia)		\$900	\$900
<b>SHADE STRUCTURE AT SPLASH PAD RENTAL (2 HOUR BLOCKS)</b>		\$30.00	\$30.00
<b>COMMUNITY GARDENS PLOT</b>		\$10 residents under \$30,000 household income / \$25 residents over \$30,000 household income	\$10 residents under \$30,000 household income / \$25 residents over \$30,000 household income

Department and Item Description	Duration/ Unit	2022 Approved	2023 Proposed
<b>Parks, Recreation &amp; Cemetery</b>			
<b>DIAMOND/FIELD/COURT FEES</b>			
<b>Ball Diamonds - Lights</b>			
City of Fitchburg Sponsored & Co-Sponsored Group	N/C		N/C
City of Fitchburg Resident Group	\$10.00		\$10.00
Organized Non-Profit Group	N/A		N/A
Non-Resident Group	\$20.00		\$20.00
<b>Ball Diamonds - Prepped &amp; Lined</b>			
City of Fitchburg Sponsored & Co-Sponsored Group	N/A		N/A
City of Fitchburg Resident Group	40 weekday / 60 weekend		40 weekday / 60 weekend
Organized Non-Profit Group	NA		NA
Non-Resident Group	100 weekday / 120 weekend		100 weekday / 120 weekend
<b>Ball Diamonds - Practice</b>			
City of Fitchburg Sponsored & Co-Sponsored Group	NA		NA
City of Fitchburg Resident Group	\$5 - per 90 minute block		\$5 - per 90 minute block
Organized Non-Profit Group	NA		NA
Non-Resident Group	\$15 - per 90 minute block		\$15 - per 90 minute block
<b>Ball Diamonds - Tournaments, 1st Game Prepped &amp; Lined (need shelter reservations)</b>			
City of Fitchburg Sponsored & Co-Sponsored Group	NA		NA
City of Fitchburg Resident Group	40 weekday / 60 weekend		40 weekday / 60 weekend
Organized Non-Profit Group	NA		NA
Non-Resident Group	100 weekday / 120 weekend		100 weekday / 120 weekend
Organized Non-Profit Group	NA		NA
Non-Resident Group	NA		NA
<b>SOCCER FIELDS - League Game/Striped</b>			
City of Fitchburg Sponsored & Co-Sponsored Group	NA		NA
City of Fitchburg Resident Group	\$40 - 2 hour block		\$40 - 2 hour block
Organized Non-Profit Group	NA		NA
Non-Resident Group	\$100 - 2 hour block		\$100 - 2 hour block
<b>SOCCER FIELDS - Practice - No Prep</b>			
City of Fitchburg Sponsored & Co-Sponsored Group	NA		NA
City of Fitchburg Resident Group	\$5 - 2 hour block		\$5 - 2 hour block
Organized Non-Profit Group	NA		NA
Non-Resident Group	\$15 - 2 hour block		\$15 - 2 hour block
<b>SOCCER FIELDS - Tournaments</b>			
City of Fitchburg Sponsored & Co-Sponsored Group	NA		NA
City of Fitchburg Resident Group	\$40 - 2 hour block		\$40 - 2 hour block
Organized Non-Profit Group	NA		NA
Non-Resident Group	\$100 - 2 hour block		\$100 - 2 hour block
<b>TENNIS COURTS - Lights/2 hr time block/ Court</b>			
City of Fitchburg Sponsored & Co-Sponsored Group	NA		NA
City of Fitchburg Resident Group	\$10.00		\$10.00
Organized Non-Profit Group	NA		NA
Non-Resident Group	\$20.00		\$20.00
<b>TENNIS COURTS - Per Court for 2 hour time block</b>			
City of Fitchburg Sponsored & Co-Sponsored Group	NA		NA
City of Fitchburg Resident Group	\$5/Ct		\$5/Ct
Organized Non-Profit Group	NA		NA
Non-Resident Group	\$15/Ct		\$15/Ct

Department and Item Description	Duration/ Unit	2022 Approved	2023 Proposed
<b>Parks, Recreation &amp; Cemetery</b>			
<b>VOLLEYBALL - Sand Court</b>			
City of Fitchburg Sponsored & Co-Sponsored Group	N/C		N/C
City of Fitchburg Resident Group	\$5/Ct/2hr		\$5/Ct/2hr
Organized Non-Profit Group	NA		NA
Non-Resident Group	\$15/Ct/2hr		\$15/Ct/2hr
<b>VOLLEYBALL - Grass Court</b>			
City of Fitchburg Sponsored & Co-Sponsored Group	N/C		N/C
City of Fitchburg Resident Group	\$5/Ct/2hr		\$5/Ct/2hr
Organized Non-Profit Group	NA		NA
Non-Resident Group	\$15/Ct/2hr		\$15/Ct/2hr
<b>Cricket (Gunflint) and Ultimate Frisbee (Swan Creek, McGaw)- Lined</b>			
City of Fitchburg Sponsored & Co-Sponsored Group	NA		NA
City of Fitchburg Resident Group	NA		NA
Organized Non-Profit Group	NA		NA
Non-Resident Group	NA		NA
<b>Cricket (Gunflint) and Ultimate Frisbee (Swan Creek, McGaw)- Practice</b>			
City of Fitchburg Sponsored & Co-Sponsored Group	NA		NA
City of Fitchburg Resident Group	\$5 - 2 hour block		\$5 - 2 hour block
Organized Non-Profit Group	NA		NA
Non-Resident Group	\$40 - 2 hour block		\$40 - 2 hour block
<b>Ultimate Frisbee Stoner Prairie- Lined</b>			
City of Fitchburg Sponsored & Co-Sponsored Group	NA		NA
City of Fitchburg Resident Group	NA		NA
Organized Non-Profit Group	NA		NA
Non-Resident Group	NA		NA
<b>Ultimate Frisbee Stoner Prairie- Lined</b>			
City of Fitchburg Sponsored & Co-Sponsored Group	NA		NA
City of Fitchburg Resident Group	\$25 - 2 hour block		\$25 - 2 hour block
Organized Non-Profit Group	NA		NA
Non-Resident Group	\$40 - 2 hour block		\$40 - 2 hour block
<b>BASKETBALL/HORSESHOE COURTS</b>		First Come-First Serve Basis	First Come-First Serve Basis

Department and Item Description	Duration/Unit	2022 Approved	2023 Proposed	Ordinance Ref.	Notes
<b>FACTv</b>					
DVD Sales	per DVD	\$20.00	\$20.00		
Non Profit Production Services	per hour	\$100.00	\$100.00		
Production Services	per hour	130.00 + Tx	130.00 + Tx		
10 Sec. Commercial Spot		\$180.00	\$180.00		
30 Sec. Commercial Spot		\$360.00	\$360.00		
1:00 Min. Commercial Spot		\$648.00	\$648.00		
Program Sponsorship		\$300.00	\$300.00		
2 Min Business Tour- Commercial Spot		\$500.00	\$500.00		
Talking Fitchburg 30 Spots		\$800.00	\$800.00		
Talking Fitchburg 1 Min. Spot		\$1,400.00	\$1,400.00		
Sports Sponsorship		\$1,500.00	\$1,500.00		
1 Year Membership- Business		\$50.00	\$50.00		
1 Year Membership- City Resident		\$20.00	\$20.00		
1 Year Membership- Non City Resident		\$30.00	\$30.00		
1 Year Membership- Student		\$15.00	\$15.00		
Kids Class		\$20.00	\$20.00		
Adult Class		\$20.00	\$20.00		
Senior Center Class		\$10.00	\$10.00		
Fitchburg Chamber BB9 Sponsorship		\$50.00	\$50.00		

Department and Item Description	Duration/Unit	2022 Approved	2023 Proposed	Ordinance Reference	Notes
<b>Library</b>					
<b>OVERDUE FINES</b>					
Adult Materials	per day	No Charge	No Charge		
Juvenile Materials	per day	No Charge	No Charge		
Overdue fines/fees	More than \$20	Library Card becomes Blocked	Library Card becomes Blocked		
Seniors	per day	No Charge	No Charge		
<b>MEETING ROOM USE</b>					
Resident Use		No Charge	No Charge		
Non-Resident Use	per hour	No Charge	No Charge		
After Hours Use (Resident & Non-Resident)	per hour	No Charge	No Charge		
<b>COPIES</b>					
Black & White	per side	10 cents	10 cents per side		
Color	per side	50 cents	25 cents per side		
<b>MISCELLANEOUS ITEMS</b>					
Earbuds	each	\$1.00	\$1.00		
Lost Items	per item	Replacement Cost = List Price	Replacement Cost = List Price		
Tote bags	each	\$5.00	\$5.00		
Flash drives	each	\$5.00	\$5.00		