



City of Fitchburg
 Planning/Zoning Department
 5520 Lacy Road
 Fitchburg, WI 53711
 (608-270-4200)

LAND DIVISION APPLICATION

The undersigned owner, or owner's authorized agent, of property herein described hereby submits ten (10) copies of the attached maps, one (1) copy no larger than 11" x 17", and one (1) pdf document of the complete submittal (planning@fitchburgwi.gov) for approval under the rules and requirements of the Fitchburg Land Division Ordinance.

- 1. Type of Action Requested:**
- Certified Survey Map Approval
 - Preliminary Plat Approval
 - Final Plat Approval
 - Replat
 - Comprehensive Development Plan Approval

- 2. Proposed Land Use (Check all that Apply):**
- Single Family Residential
 - Two-Family Residential
 - Multi-Family Residential
 - Commercial/Industrial

3. No. of Parcels Proposed: 8

4. No. Of Buildable Lots Proposed: 8

5. Zoning District: _____

6. Current Owner of Property: Fitchburg Lands, LLC

Address: 2920 Marketplace Drive, Suite 202 Fitchburg, WI 53719 **Phone No:** 608-338-4299


7. Contact Person: Cole Payne

Email: cpayne@encorehomesinc.com

Address: 6840 Schneider Road **Phone No:** 608-836-4358

8. Submission of legal description in electronic format (MS Word or plain text) by email to: planning@fitchburgwi.gov

Pursuant to Section 24-2 (4) of the Fitchburg Land Division Ordinance, all Land Divisions shall be consistent with the currently adopted City of Fitchburg Comprehensive Plan.

Respectfully Submitted By:  Cole Payne
 Owner's or Authorized Agent's Signature Print Owner's or Authorized Agent's Name

PLEASE NOTE - Applicants shall be responsible for legal or outside consultant costs incurred by the City. Submissions shall be made at least four (4) weeks prior to desired plan commission meeting.

For City Use Only: **Date Received:** July 19, 2022

Ordinance Section No. _____ **Fee Paid:** \$1,654.00

Permit Request No. FPA - 2465 - 22

Receipt No: 18.000511

Jul 21, 2022

PAYNE, COLE

LICENSES & PERMITS

FP(A) 2465-22

1,654.00

Total:

1,654.00

=====

CHECK

Check No: 11643

1,654.00

Payor:

ENCORE HOME, INC

Total Applied:

1,654.00

Change Tendered:

.00

=====

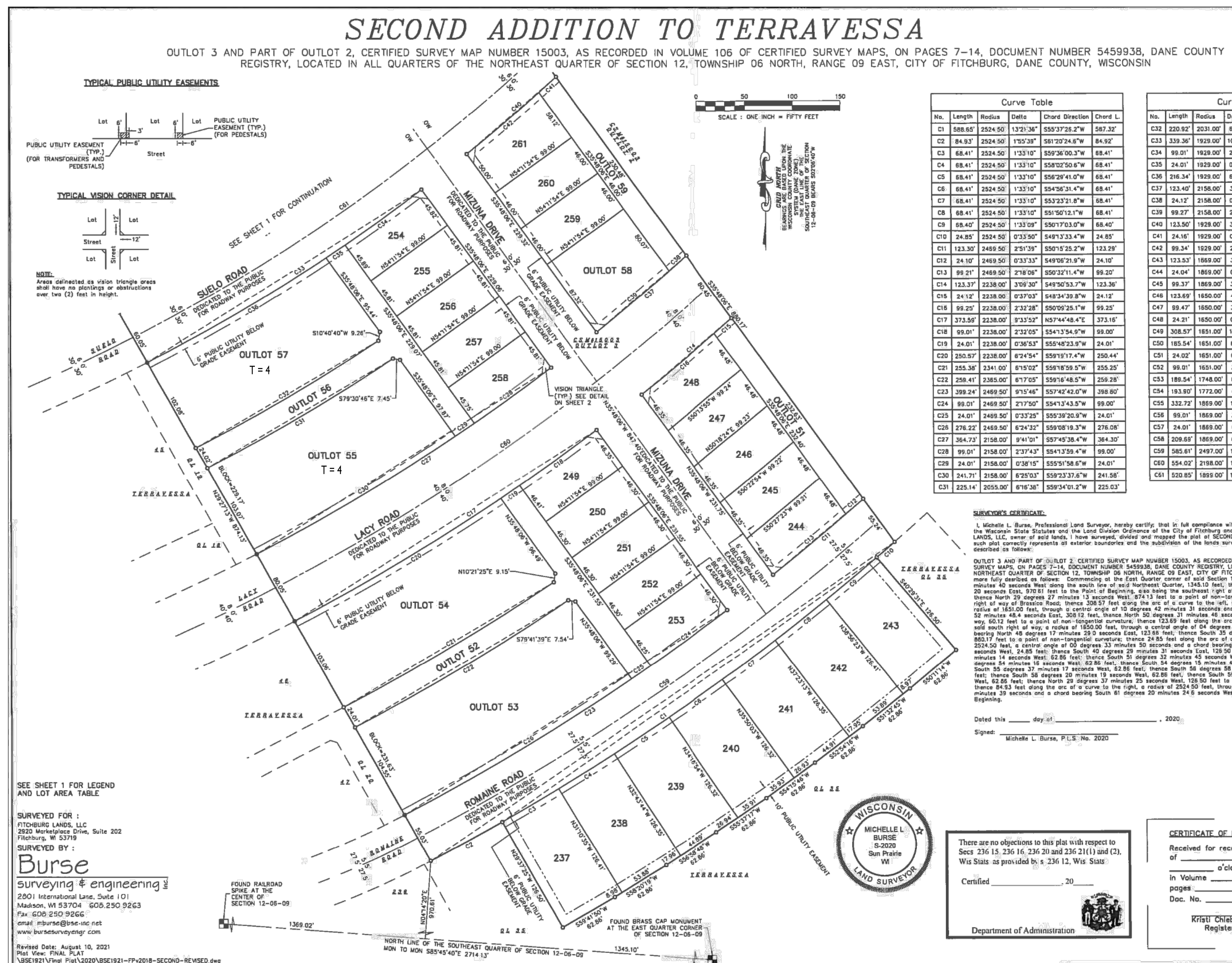
07/21/2022 03:44PM

CITY OF FITCHBURG

5520 LACY RD

FITCHBURG WI 53711

608-270-4200



Revisions
PRELIMINARY SET:
BID SET:
CONSTRUCTION SET:

Project Title
**PAXTON PLACE IV
9 UNIT TOWNHOME
TERRAVESSA, LOT 55**
SUELO ROAD
SECOND ADDITION

Drawing By: **SWE** Checked By: **KH**
Drawing Title
Title Page
Scale: **N/A** Date: **6/8/2022**
Project No. _____ Drawing No. _____

SHEET INDEX:

| PAGE | DESCRIPTION |
|--------|--|
| T1.0 | TITLE PAGE |
| C1.0 | SITE PLAN |
| F1.0 | FOUNDATION PLAN |
| A1.0 | FIRST FLOOR PLAN |
| A1.1 | SECOND FLOOR PLAN |
| A1.2 | ENLARGED FIRST FLOOR PLANS |
| A1.2.1 | ENLARGED FIRST FLOOR PLANS |
| A1.3 | ENLARGED SECOND FLOOR PLANS |
| A1.3.1 | ENLARGED SECOND FLOOR PLANS |
| A2.0 | BUILDING SECTIONS/DETAILS |
| A2.1 | BUILDING SECTIONS/DETAILS |
| A3.0 | EXTERIOR ELEVATIONS |
| E1.0 | TYPICAL ELECTRICAL PLANS |
| X1.0 | FINISHED LOWER LEVEL PLANS (IF APPLICABLE) |
| X1.0.1 | FINISHED LOWER LEVEL PLANS (IF APPLICABLE) |

TV055 1 of 15 pages **T1.0**
THIS PRINT AND / OR SET IS THE PROPERTY OF ENCORE HOMES, INC. AND THE USE OF THIS PRINT IS PROHIBITED WITHOUT THE WRITTEN CONSENT OF ENCORE HOMES, INC. ENCORE HOMES, INC. SHALL HAVE CONSTRUCTION LIEN RIGHTS FOR THE USE OF THEIR BLUEPRINTS, DRAWINGS, PLANS, AND / OR SPECIFICATIONS.

DRAFT


ALLEY

PROPOSED
9 UNIT BUILDING

LACY ROAD



SITE PLAN NOTES:
LOT AREA = 24,295 SF
IMPERVIOUS AREA = 16,740 SF
ISR = 68.9%



BT 70

Consultant

Notes

- FOOTING:
F1-18" W x 10" D (T.O.F. = -9'-0")

- S.W.P. TO BE 4-0" WIDE
- S.W.P. NAILING PATTERN:
1. EDGE NAILING SHALL BE 8" NAILS @ 12" O.C.
2. FIELD NAILING SHALL BE 8" NAILS @ 18" O.C.

STANDARD ABBREVIATIONS:

| | | | |
|-----|----------------------|-----|----------------|
| HB | HOSE BIB | WD | WOOD |
| CO | CASED OPENING | DW | DISHWASHER |
| DO | DRYWALL OPENING | REF | REFRIGERATOR |
| WP | WATER PROOF | SO | SWITCH OUTLET |
| CPT | CARPET | C | CURBIE |
| CT | CERAMIC TILE | W | WASHER |
| D | DRYER | LAM | LAMINATE |
| VYL | VINYL | PS | PLUMBING STACK |
| PRS | PASSIVE RADON SYSTEM | | |

Revisions

- PRELIMINARY SET.
- BID SET.
- CONSTRUCTION SET.

Project Title

**PAXTON PLACE IV
9 UNIT TOWNHOME
TERRAVESSA, LOT 55**

SUELO ROAD
SECOND ADDITION

Drawn By: SWE Checked By: KH
Drawing Title

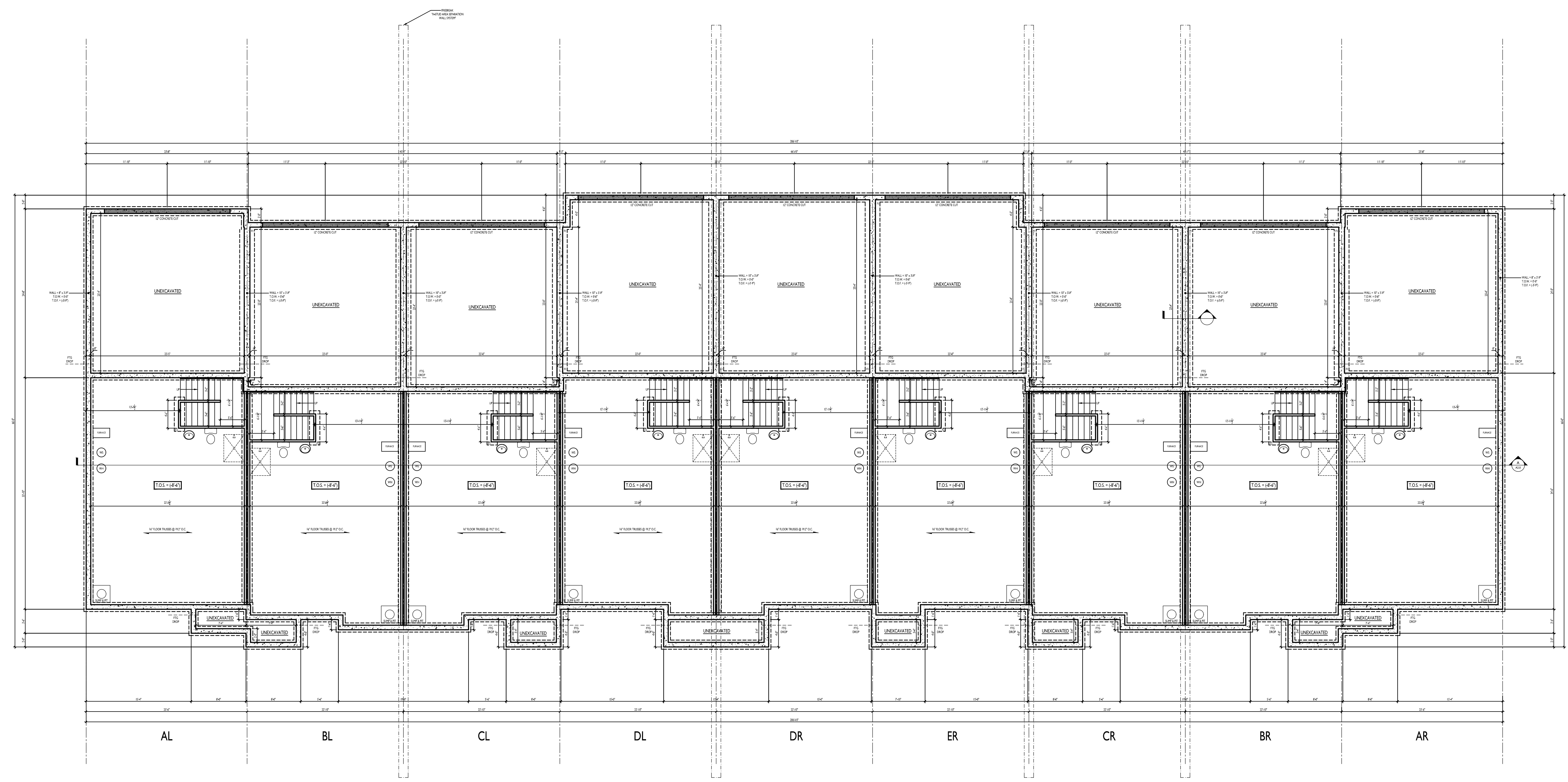
Foundation Plan

Scale: 1/8" = 1'-0" Date: 6/8/2022

Project No. Drawing No.

TV055 3 of 15 pages **F1.0**

THIS PRINT AND / OR SET IS THE PROPERTY OF ENCORE HOMES, INC. AND THE USE OF THIS PRINT IS PROHIBITED WITHOUT THE WRITTEN CONSENT OF ENCORE HOMES, INC. ENCORE HOMES, INC. SHALL HAVE CONSTRUCTION LIEN RIGHTS FOR THE USE OF THEIR BLUEPRINTS, DRAWINGS, PLANS, AND / OR SPECIFICATIONS.



Consultant

| DOOR SCHEDULE | | | | | | | | | |
|---------------|----------------|---------------|-------|-----------------------|------------------------|-------------|-----------|-------|--|
| NO. | SIZE | RO | JAMB | DOOR | HINGE | LOCKSET | DOOR STOP | NOTES | |
| 1 | 3'-0" x 6'-0" | 38.38 x 82.12 | 6.91W | Steel Insurg w/ Light | Handset w/ Int Passage | Deadbolt | Hinge Pin | 1,2,3 | |
| 2 | 2'-0" x 6'-0" | 38.38 x 82.12 | 6.91W | 20 min Steel Insurg | Passage, Deadbolt | Hinge Pin | | 3 | |
| 3 | 2'-0" x 6'-0" | 34.12 x 82.12 | 4.91W | Solid Wood | Passage | Hinge Pin | | | |
| 4 | 2'-0" x 6'-0" | 34.12 x 82.12 | 4.91W | Solid Wood | Passage | Hinge Pin | | | |
| 5 | 2'-0" x 6'-0" | 34.12 x 82.12 | 4.91W | Solid Wood | Passage | Hinge Pin | | | |
| 6 | 1'-10" x 6'-0" | 34.12 x 82.12 | 4.91W | Solid Wood | Passage | Wall Spring | | | |
| 7 | 2'-0" x 6'-0" | 34.12 x 82.12 | 4.91W | Solid Wood | Passage | Hinge Pin | | | |
| 8 | 2'-0" x 6'-0" | 34.12 x 82.12 | 4.91W | Solid Wood | Passage | Hinge Pin | | | |
| 9 | 2'-0" x 6'-0" | 54 x 82 | 4.91W | Wood Pocket | Pocket Passage | | | | |
| 10 | 2'-0" x 6'-0" | 34.12 x 82.12 | 4.91W | Solid Wood | Passage | Wall Spring | | | |
| 11 | 2'-0" x 6'-0" | 34.12 x 82.12 | 4.91W | Solid Wood | Passage | Wall Spring | | | |
| 12 | 2'-0" x 6'-0" | 34.12 x 82.12 | 4.91W | Solid Wood | Passage | Wall Spring | | | |
| 13 | 5'-0" x 6'-0" | 61 x 82 | 4.91W | Wood Bypass | Flush Pulls | | | | |
| 14 | 2'-0" x 6'-0" | 34.12 x 82.12 | 4.91W | Solid Wood | Passage | Hinge Pin | | | |
| 15 | 2'-0" x 6'-0" | 34.12 x 82.12 | 4.91W | Solid Wood | Passage | Wall Spring | | | |
| 16 | 2'-0" x 6'-0" | 34.12 x 82.12 | 4.91W | Solid Wood | Passage | Wall Spring | | | |
| 17 | 5'-0" x 6'-0" | 61 x 82 | 4.91W | Wood Bypass | Flush Pulls | | | | |
| 18 | 2'-0" x 6'-0" | 34.12 x 82.12 | 4.91W | Solid Wood | Passage | Wall Spring | | | |
| 19 | 5'-0" x 6'-0" | 61 x 82 | 4.91W | Wood Bypass | Flush Pulls | | | | |

| ALTERNATES/LOWER LEVEL DOOR SCHEDULE | | | | | | | | | |
|--------------------------------------|------|----|------|------|-------|---------|-----------|-------|--|
| NO. | SIZE | RO | JAMB | DOOR | HINGE | LOCKSET | DOOR STOP | NOTES | |
| | | | | | | | | | |
| | | | | | | | | | |
| | | | | | | | | | |
| | | | | | | | | | |
| | | | | | | | | | |
| | | | | | | | | | |
| | | | | | | | | | |
| | | | | | | | | | |
| | | | | | | | | | |
| | | | | | | | | | |

NOTES

1 - Hinges are designated using the "butt to butt" method
2 - See job sheet for door styles and hardware finishes
1 - See Elevations for door, silllight, and hardware configuration
2 - Interior handle to match existing interior hardware color and style
3 - Deadbolt with common key

Notes

ALL HEADERS TO BE (3) 2 x 10 UNLESS NOTED OTHERWISE

===== SHEAR WALL LOCATIONS

C
A2.0 PANTRY/LINEN SECTION

D
A2.0 CLOSET SECTION

----- HALF WALL WITH WOOD CAP

===== WOOD RAILING WITH METAL OR WOOD SPINDLES

----- DRYWALL RETURNS 3-SIDES

S.W.P. TO BE 4'-0" WIDE
S.W.P. NAILING PATTERN:
1. EDGE NAILING SHALL BE 8" NAILS 8" O.C.
2. FIELD NAILING SHALL BE 8" NAILS 10" O.C.

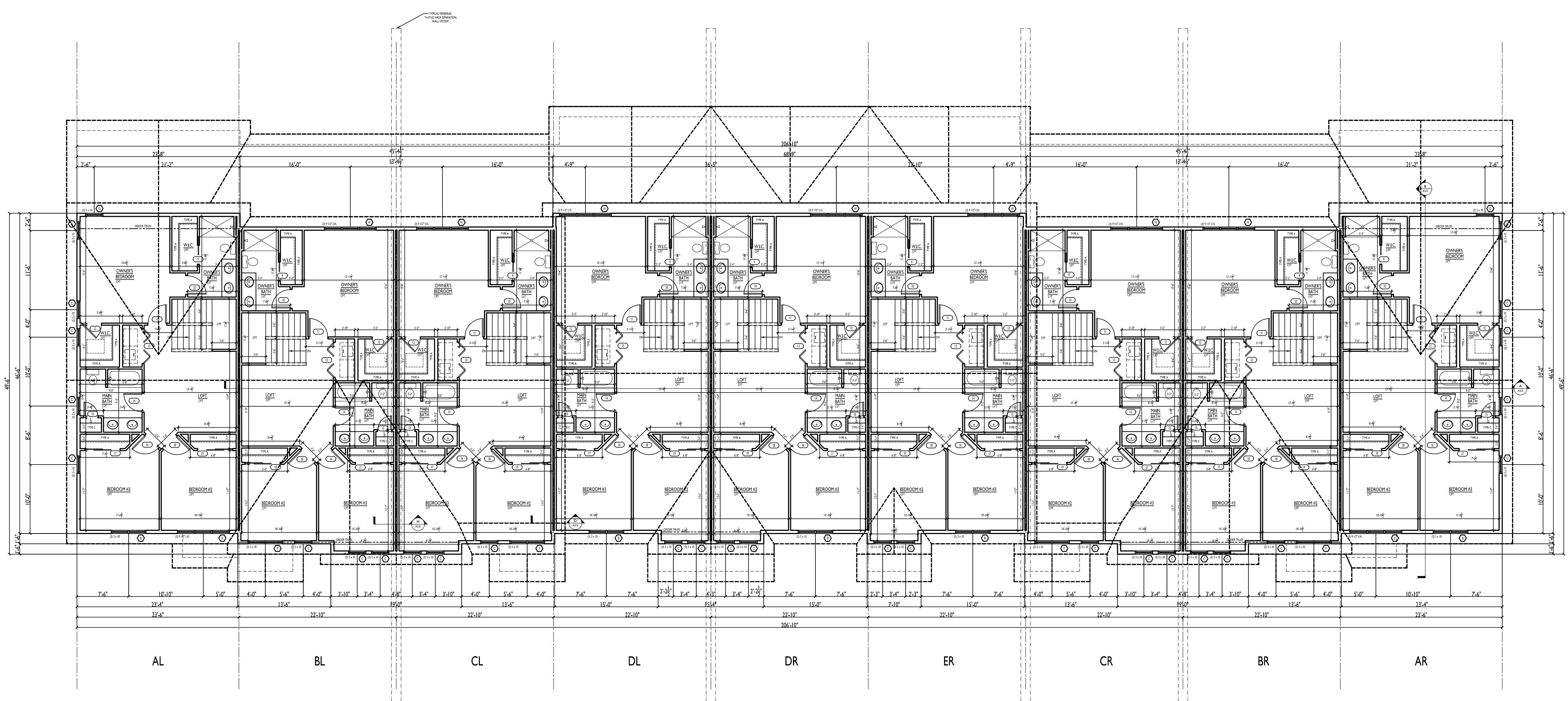
STANDARD ABBREVIATIONS:

| | | | |
|-----|----------------------|-----|----------------|
| HB | HOSE BIB | WD | WOOD |
| CO | CASED OPENING | DW | DISHWASHER |
| DO | DRYWALL OPENING | REF | REFRIGERATOR |
| WP | WATER PROOF | SO | SWITCH OUTLET |
| CPT | CARPET | C | CURBIE |
| CT | CERAMIC TILE | W | WASHER |
| D | DRYER | LAM | LAMINATE |
| VYL | VINYL | PS | PLUMBING STACK |
| PRS | PASSIVE RADON SYSTEM | | |

| | |
|------------------------|-------|
| 2nd FLOOR AREA: | |
| PER UNIT : | 998 |
| TOTAL : | 7,984 |

Revisions

PRELIMINARY SET.
BID SET.
CONSTRUCTION SET.



Project Title

**PAXTON PLACE IV
9 UNIT TOWNHOME
TERRAVESIA, LOT 55**

SUELO ROAD
SECOND ADDITION

Drawn By: SWE Checked By: KH
Drawing Title
Second Floor Plan
Scale: 1/8" = 1'-0" Date: 6/8/2022
Project No. Drawing No.

Consultant

Notes

ALL HEADERS TO BE (3) 2 x 10 UNLESS NOTED OTHERWISE

— = SHEAR WALL LOCATIONS

C
A2.0 = PANTRY/LINEN SECTION

D
A2.0 = CLOSET SECTION

— = HALF WALL WITH WOOD CAP

— = WOOD RAILING WITH METAL OR WOOD SPINDLES

- - - = DRYWALL RETURNS 3-SIDES

S.W.P. TO BE 4'-0" WIDE
S.W.P. NAILING PATTERN:
1. EDGE NAILING SHALL BE 8" NAILS @ 16" O.C.
2. FIELD NAILING SHALL BE 8" NAILS 10" O.C.

STANDARD ABBREVIATIONS:

| | | | |
|-----|----------------------|-----|----------------|
| HB | HOSE BIB | WD | WOOD |
| CO | CASED OPENING | DW | DISHWASHER |
| DO | DRYWALL OPENING | REF | REFRIGERATOR |
| WP | WATER PROOF | SO | SWITCH OUTLET |
| CPT | CARPET | C | CUBBE |
| CT | CERAMIC TILE | W | WASHER |
| D | DRYER | LAM | LAMINATE |
| VYL | VINYL | PS | PLUMBING STACK |
| PRS | PASSIVE RADON SYSTEM | | |

Revisions

PRELIMINARY SET:
BID SET:
CONSTRUCTION SET:

Project Title

**PAXTON PLACE IV
9 UNIT TOWNHOME
TERRAVESIA, LOT 55**

SUELO ROAD
SECOND ADDITION

Drawing By: SWE Checked By: KH

Drawing Title

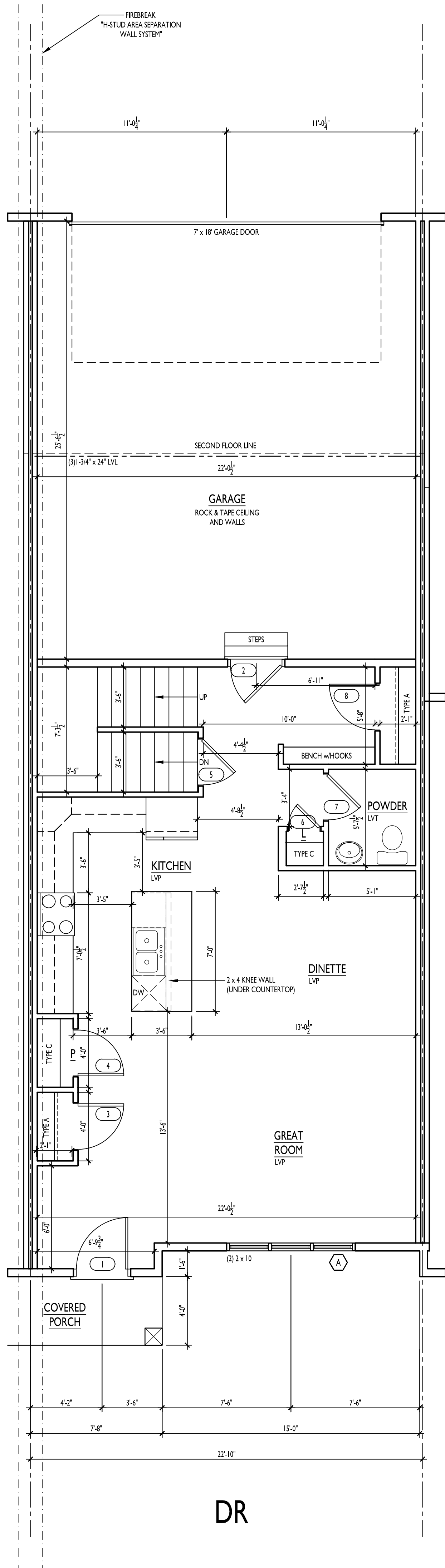
Enlarged 1st Floor Plans

Scale: 1/4" = 1'-0" Date: 6/8/2022

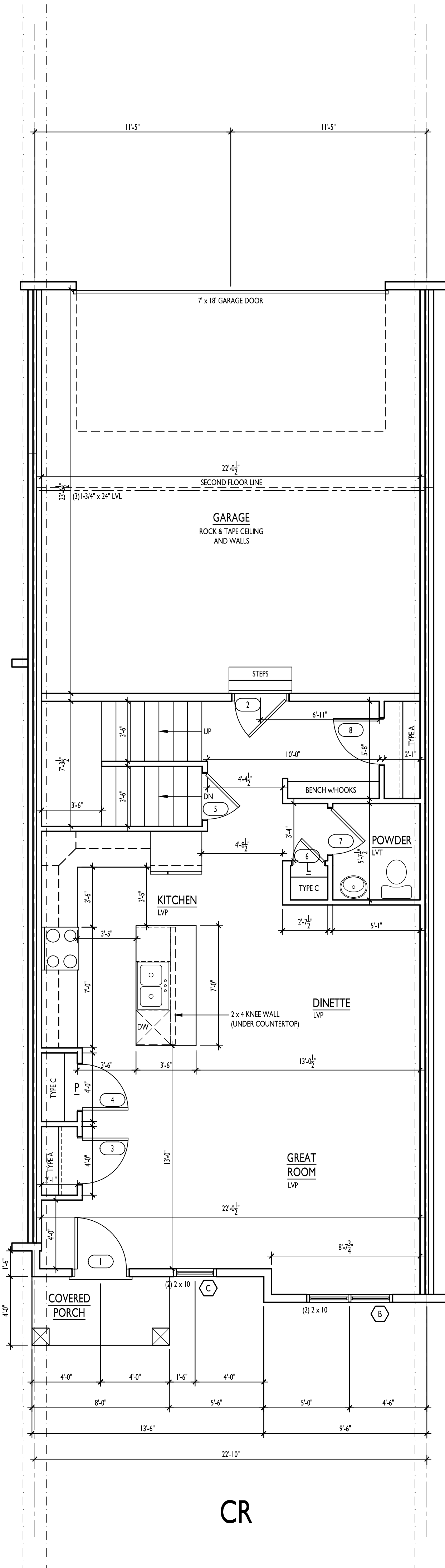
Project No. Drawing No.

TV055 6 of 15 pages **A1.2**

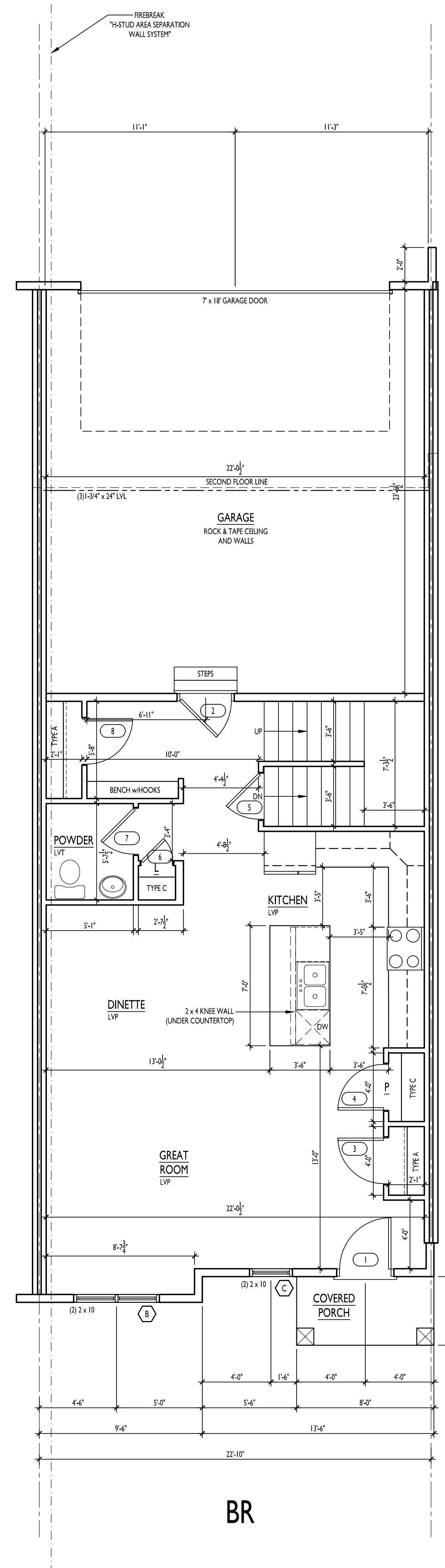
THIS PRINT AND / OR SET IS THE PROPERTY OF ENCORE HOMES, INC. AND THE USE OF THIS PRINT IS PROHIBITED WITHOUT THE WRITTEN CONSENT OF ENCORE HOMES, INC. ENCORE HOMES, INC. SHALL HAVE CONSTRUCTION LIEN RIGHTS FOR THE USE OF THEIR BLUEPRINTS, DRAWINGS, PLANS, AND / OR SPECIFICATIONS.



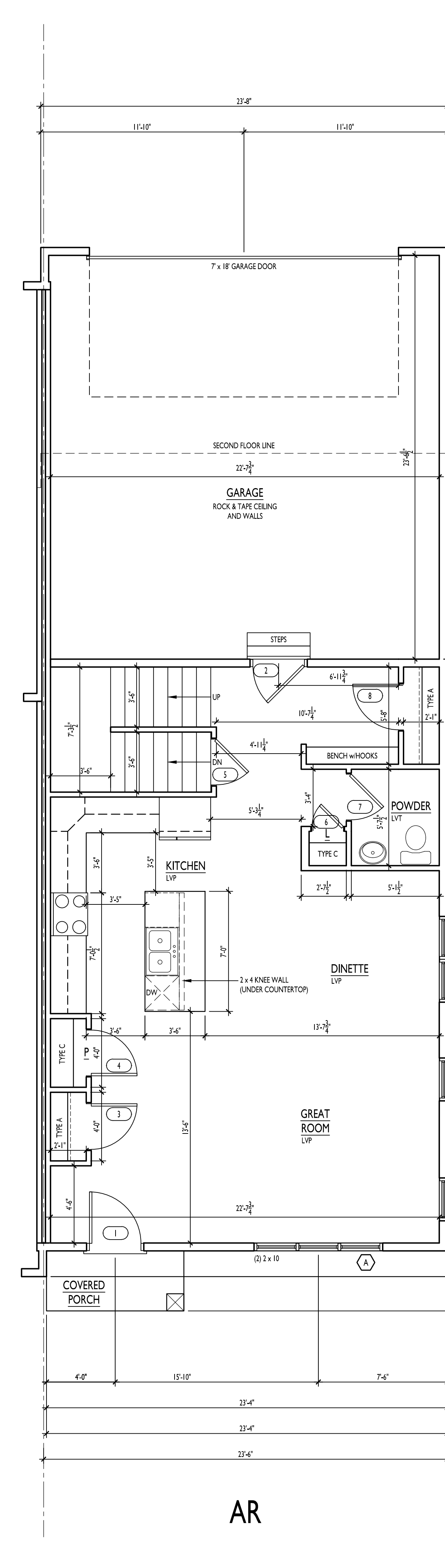
DR



CR



BR



AR

Consultant

Notes

ALL HEADERS TO BE (2) 2 x 10 UNLESS NOTED OTHERWISE

— = SHEAR WALL LOCATIONS

C
A2.0 = PANTRY/LINEN SECTION

D
A2.0 = CLOSET SECTION

— = HALF WALL WITH WOOD CAP

— = WOOD RAILING WITH METAL OR WOOD SPINDLES

- - - = DRYWALL RETURNS 3 SIDES

S.W.P. TO BE 4-0" WIDE
S.W.P. NAILING PATTERN:
1. EDGE NAILING SHALL BE 8" NAILS 8" O.C.
2. FIELD NAILING SHALL BE 8" NAILS 10" O.C.

STANDARD ABBREVIATIONS:

| | | | |
|-----|----------------------|-----|----------------|
| HB | HOSE BIB | WD | WOOD |
| CO | CASED OPENING | DW | DISHWASHER |
| DO | DRYWALL OPENING | REF | REFRIGERATOR |
| WP | WATER PROOF | SO | SWITCH OUTLET |
| CPT | CARPET | C | CUBBE |
| CT | CERAMIC TILE | W | WASHER |
| D | DRYER | LAM | LAMINATE |
| VYL | VINYL | PS | PLUMBING STACK |
| PRS | PASSIVE RADON SYSTEM | | |

Revisions

PRELIMINARY SET:
BID SET:
CONSTRUCTION SET:

Project Title

**PAXTON PLACE IV
9 UNIT TOWNHOME
TERRAVESSA, LOT 55**

SUELO ROAD
SECOND ADDITION

Drawing By: SWE Checked By: KH

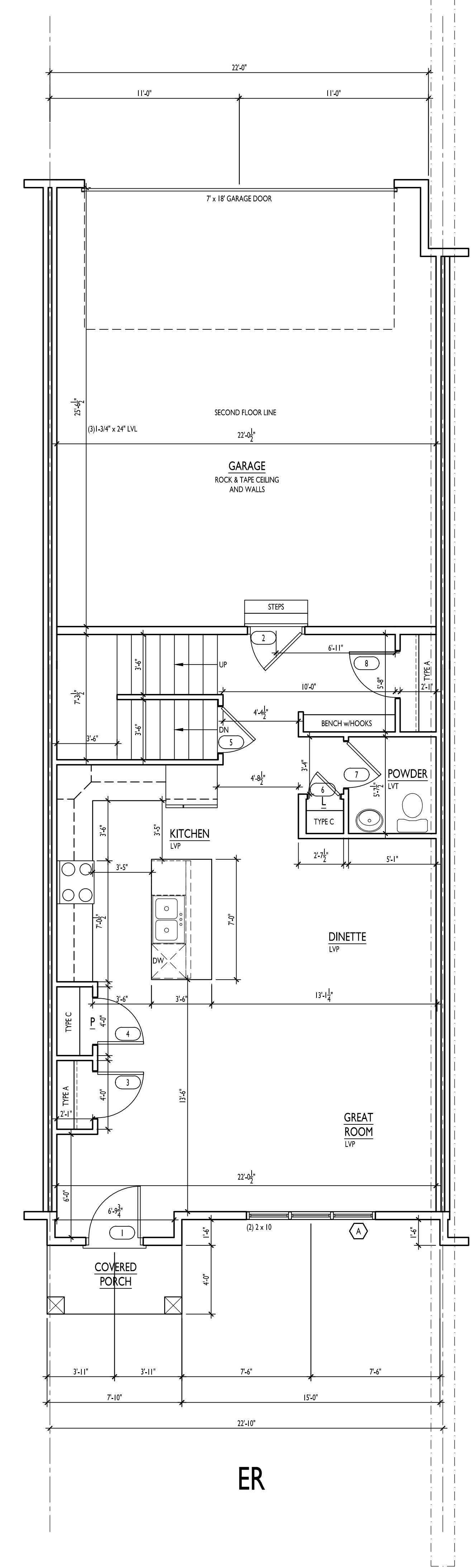
Enlarged 1st Floor Plans

Scale: 1/4" = 1'-0" Date: 6/8/2022

Project No. Drawing No.

TV055 7 of 15 pages AI.21

THIS PRINT AND / OR SET IS THE PROPERTY OF ENCORE HOMES, INC. AND THE USE OF THIS PRINT IS PROHIBITED WITHOUT THE WRITTEN CONSENT OF ENCORE HOMES, INC. ENCORE HOMES, INC. SHALL HAVE CONSTRUCTION LIEN RIGHTS FOR THE USE OF THEIR BLUEPRINTS, DRAWINGS, PLANS, AND / OR SPECIFICATIONS.



Consultant

Notes

ALL HEADERS TO BE (3) 2 x 10 UNLESS NOTED OTHERWISE

— SHEAR WALL LOCATIONS

C
A2.0 PANTRY/LINEN SECTION

D
A2.0 CLOSET SECTION

— HALF WALL WITH WOOD CAP

— WOOD RAILING WITH METAL OR WOOD SPINDLES

--- DRYWALL RETURNS 3-SIDES

S.W.P. TO BE 4-0" WIDE

S.W.P. NAILING PATTERN:

1. EDGE NAILING SHALL BE 8" NAILS 8" O.C.

2. FIELD NAILING SHALL BE 8" NAILS 10" O.C.

STANDARD ABBREVIATIONS:

| | | | |
|-----|----------------------|-----|----------------|
| HB | HOSE BIB | WD | WOOD |
| CO | CASED OPENING | DW | DISHWASHER |
| DO | DRYWALL OPENING | REF | REFRIGERATOR |
| WP | WATER PROOF | SO | SWITCH OUTLET |
| CPT | CARPET | C | CUBBE |
| CT | CERAMIC TILE | W | WASHER |
| D | DRYER | LAM | LAMINATE |
| VYL | VINYL | PS | PLUMBING STACK |
| PRS | PASSIVE RADON SYSTEM | | |

Revisions

PRELIMINARY SET:
BID SET:
CONSTRUCTION SET:

Project Title

**PAXTON PLACE IV
9 UNIT TOWNHOME
TERRAVESSA, LOT 55**

SUELO ROAD
SECOND ADDITION

Drawing By: SWE Checked By: KH

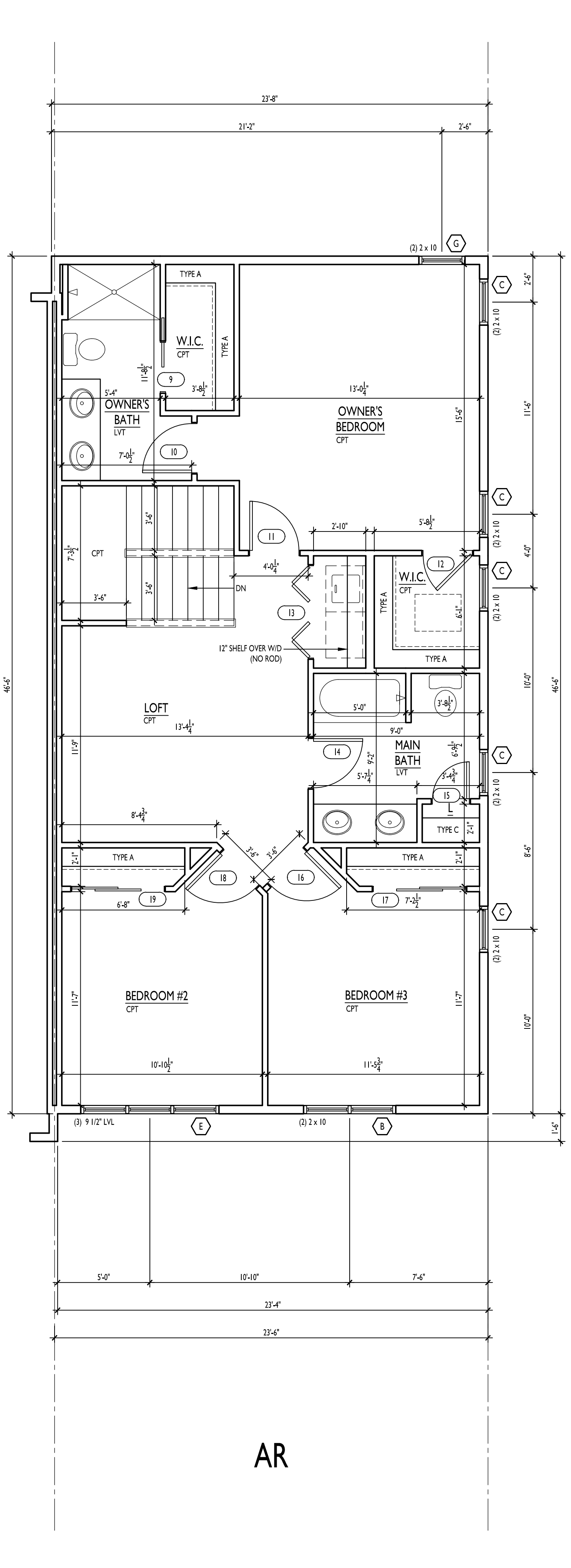
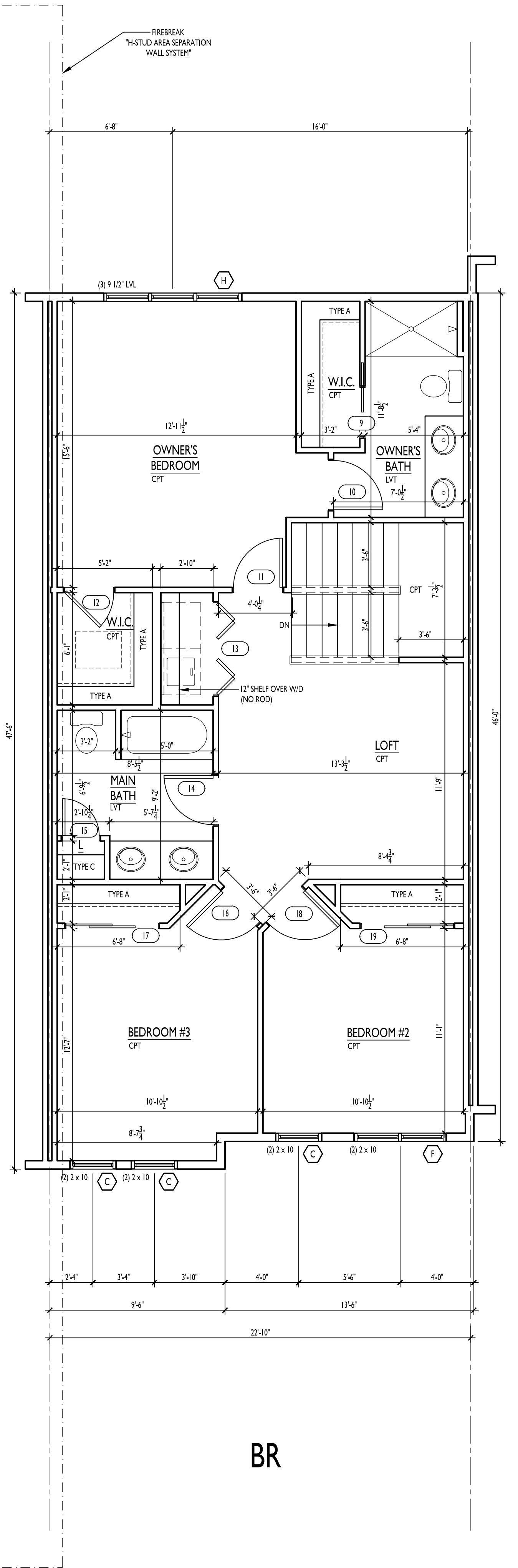
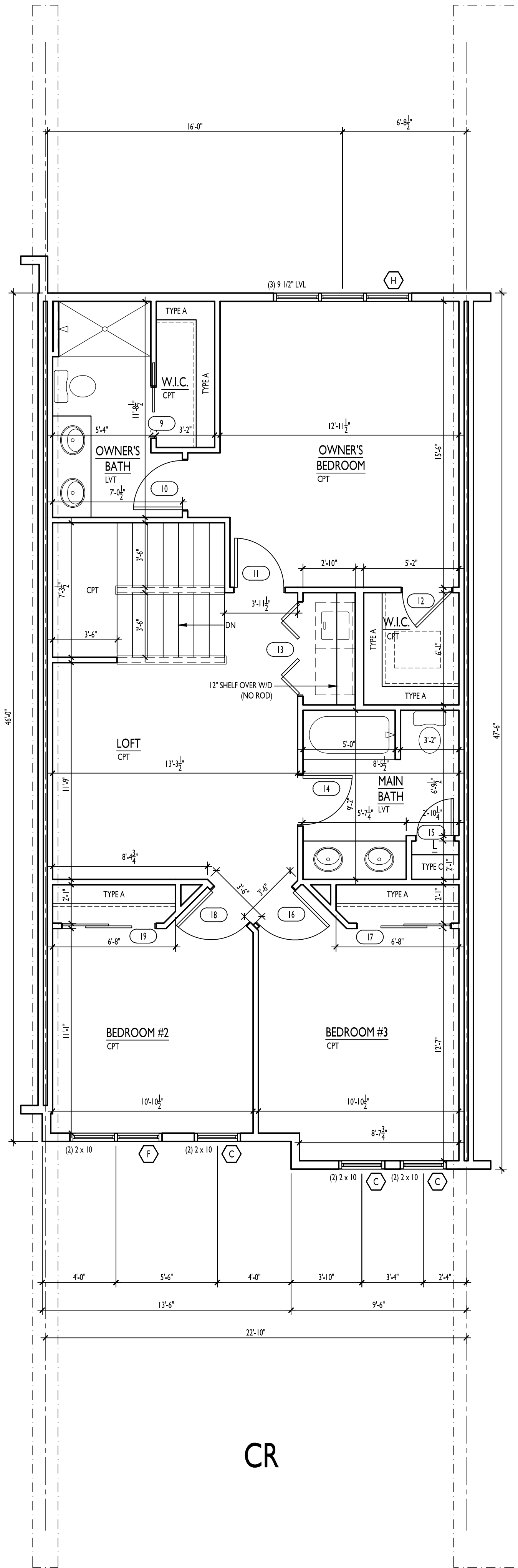
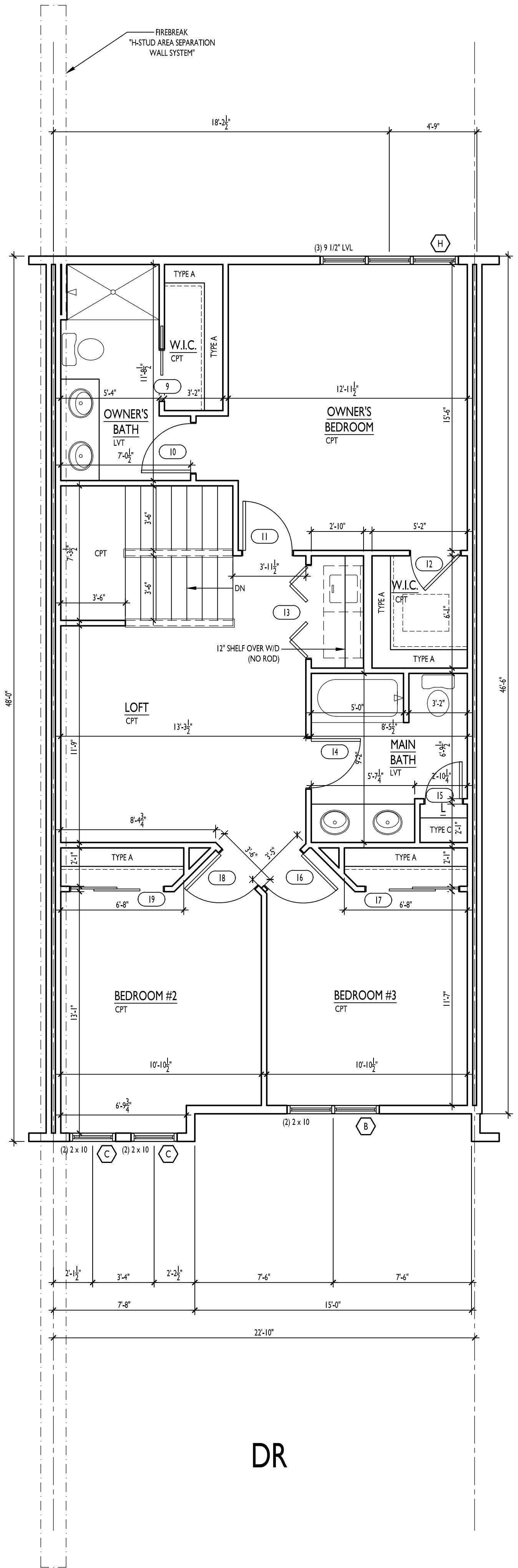
Enlarged 2nd Floor Plans

Scale: 1/4" = 1'-0" Date: 6/8/2022

Project No. Drawing No.

TV055 8 of 15 pages A1.3

THIS PRINT AND / OR SET IS THE PROPERTY OF ENCORE HOMES, INC. AND THE USE OF THIS PRINT IS PROHIBITED WITHOUT THE WRITTEN CONSENT OF ENCORE HOMES, INC. ENCORE HOMES, INC. SHALL HAVE CONSTRUCTION LIEN RIGHTS FOR THE USE OF THEIR BLUEPRINTS, DRAWINGS, PLANS, AND / OR SPECIFICATIONS.



Consultant

Notes

ALL HEADERS TO BE (1) 2 x 10 UNLESS NOTED OTHERWISE

— = SHEAR WALL LOCATIONS

C
A2.0 PANTRY/LINEN SECTION

D
A2.0 CLOSET SECTION

— = HALF WALL WITH WOOD CAP

— = WOOD RAILING WITH METAL OR WOOD SPINDLES

- - - = DRYWALL RETURNS 3-SIDES

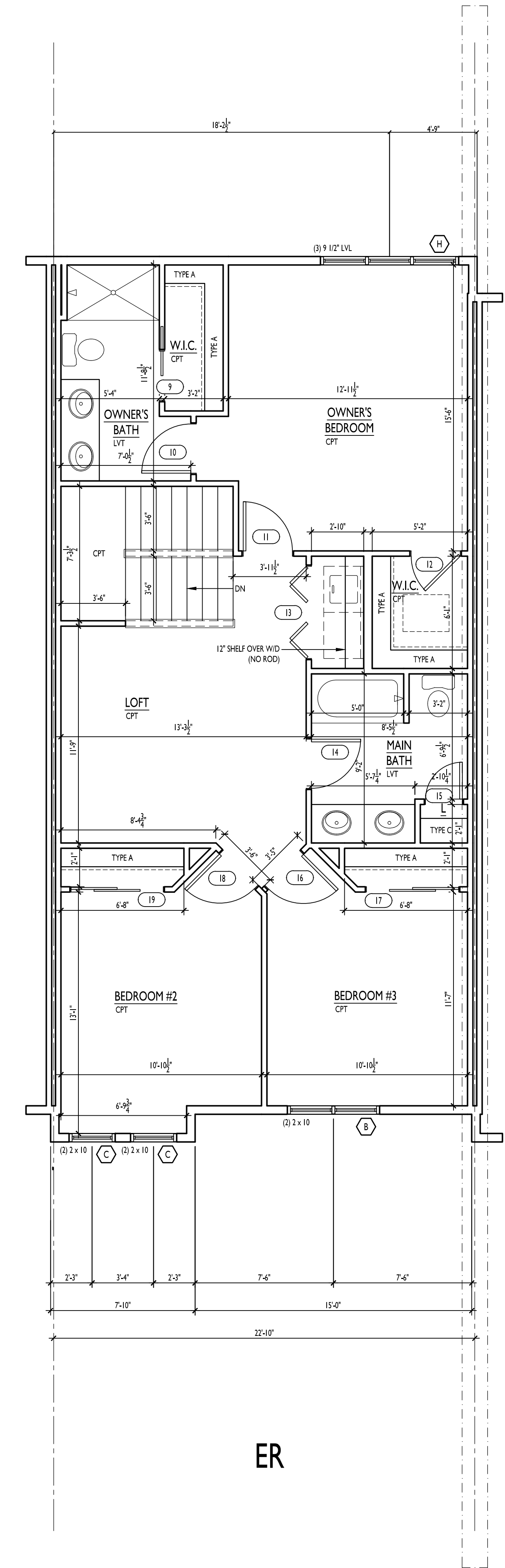
S.W.P. TO BE 4'-0" WIDE
S.W.P. NAILING PATTERN:
1. EDGE NAILING SHALL BE 8" NAILS 8" O.C.
2. FIELD NAILING SHALL BE 8" NAILS 10" O.C.

STANDARD ABBREVIATIONS:

| | | | |
|-----|----------------------|-----|----------------|
| HB | HOSE BIB | WD | WOOD |
| CO | CASED OPENING | DW | DISHWASHER |
| DO | DRYWALL OPENING | REF | REFRIGERATOR |
| WP | WATER PROOF | SO | SWITCH OUTLET |
| CPT | CARPET | C | CUBBIE |
| CT | CERAMIC TILE | W | WASHER |
| D | DRYER | LAM | LAMINATE |
| VYL | VINYL | PS | PLUMBING STACK |
| PRS | PASSIVE RADON SYSTEM | | |

Revisions

PRELIMINARY SET:
BID SET:
CONSTRUCTION SET:



ER

Project Title

**PAXTON PLACE IV
9 UNIT TOWNHOME
TERRAVESSA, LOT 55**

SUELO ROAD
SECOND ADDITION

Drawing By: SWE Checked By: KH

Enlarged 2nd Floor Plans

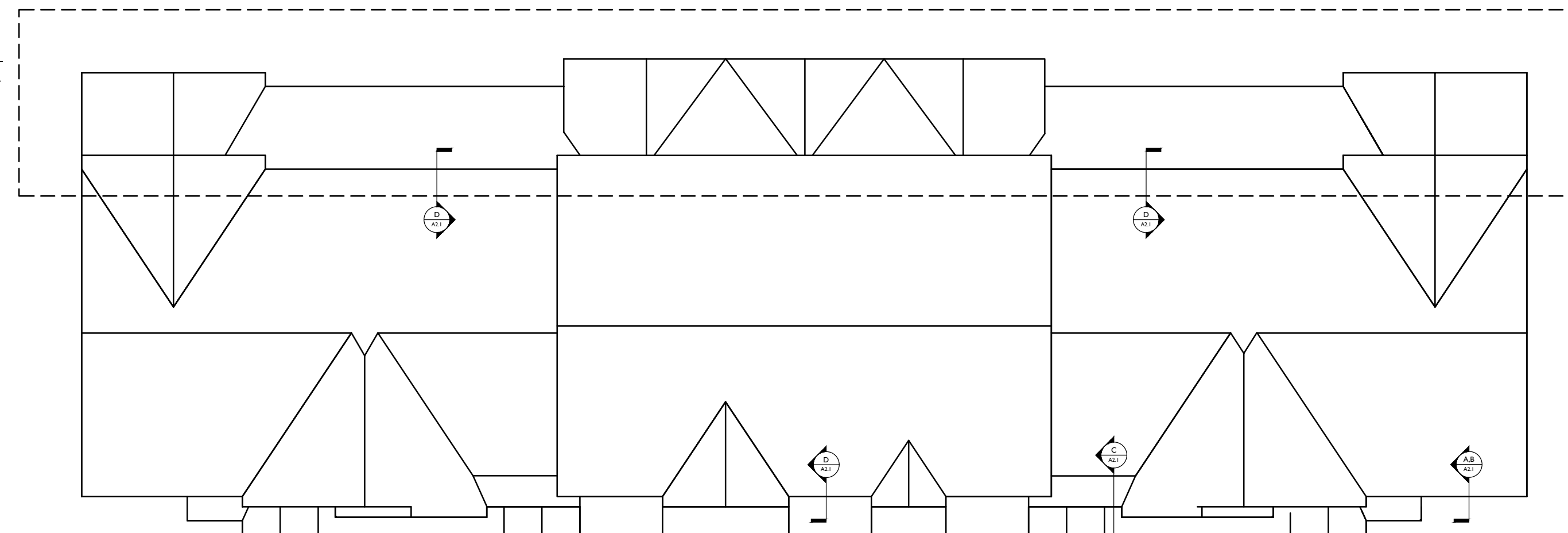
Scale: 1/4" = 1'-0" Date: 6/8/2022

Project No. Drawing No.

TV055 9 of 15 pages AI.31

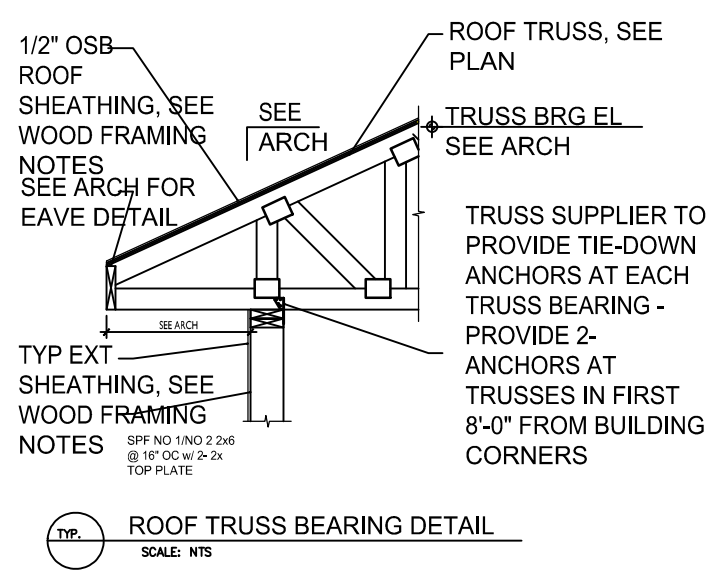
THIS PRINT AND / OR SET IS THE PROPERTY OF ENCORE HOMES, INC. AND THE USE OF THIS PRINT IS PROHIBITED WITHOUT THE WRITTEN CONSENT OF ENCORE HOMES, INC. ENCORE HOMES, INC. SHALL HAVE CONSTRUCTION LIEN RIGHTS FOR THE USE OF THEIR BLUEPRINTS, DRAWINGS, PLANS, AND / OR SPECIFICATIONS.

LOWER ROOF SNOW LOAD = 27 SPF - 19.6 SPF SLIDING
UNBALANCED SNOW LOAD = 47 PSF

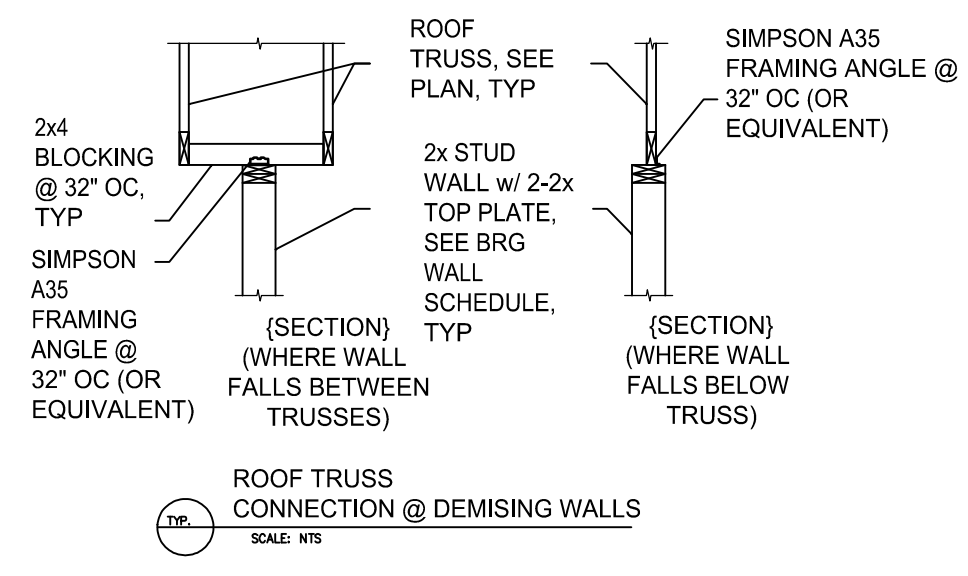


MAIN SNOW LOAD = 16.7 SPF
UNBALANCED SNOW LOAD = 27.4 PSF

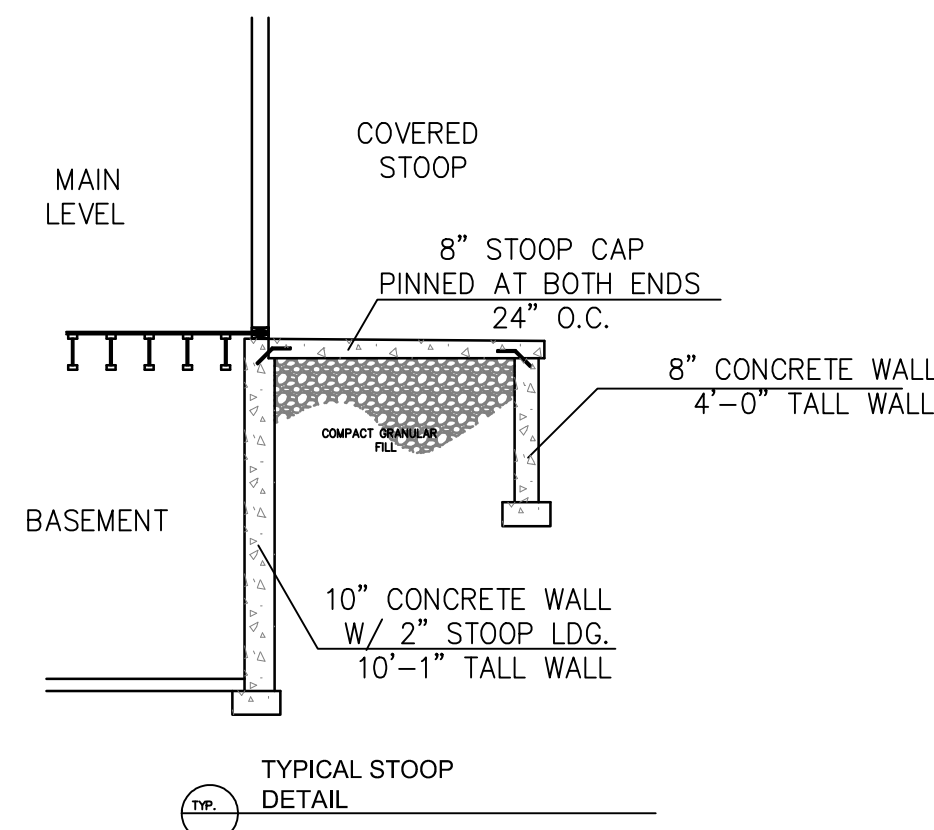
ROOF SNOW LOAD DIAGRAM



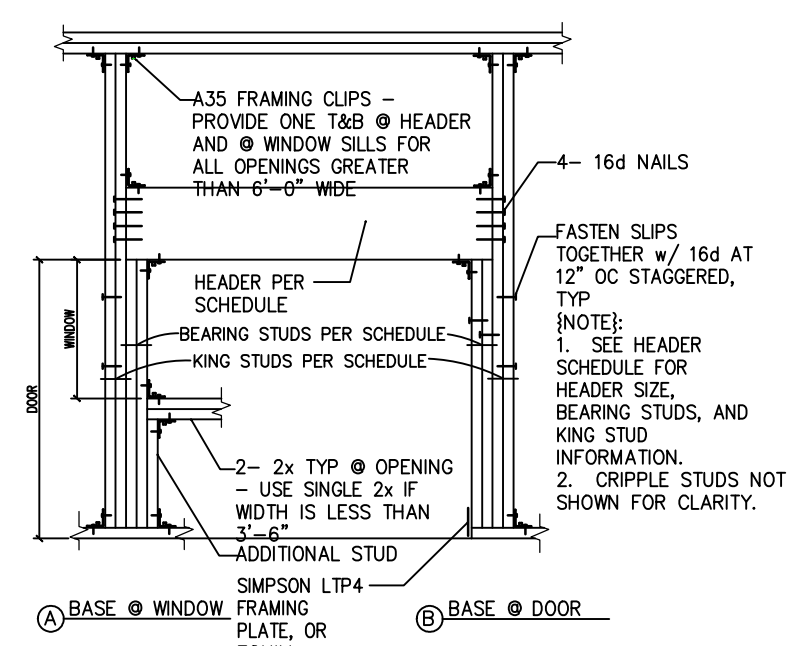
ROOF TRUSS BEARING DETAIL
SCALE: NTS



ROOF TRUSS CONNECTION @ DEMISING WALLS
SCALE: NTS



TYPICAL STOOP DETAIL
SCALE: NTS

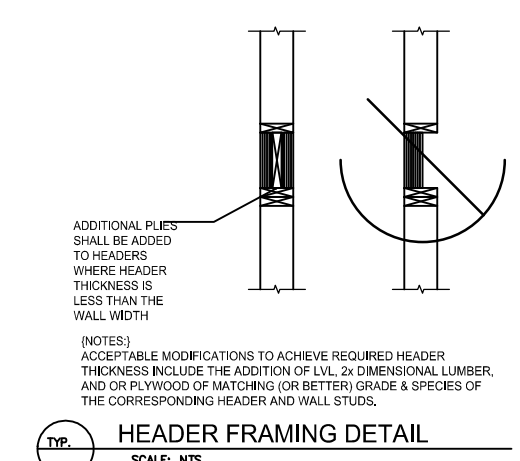


TYP ELEVATION DETAIL @ OPENING IN WOOD FRAMED WALL
SCALE: NTS

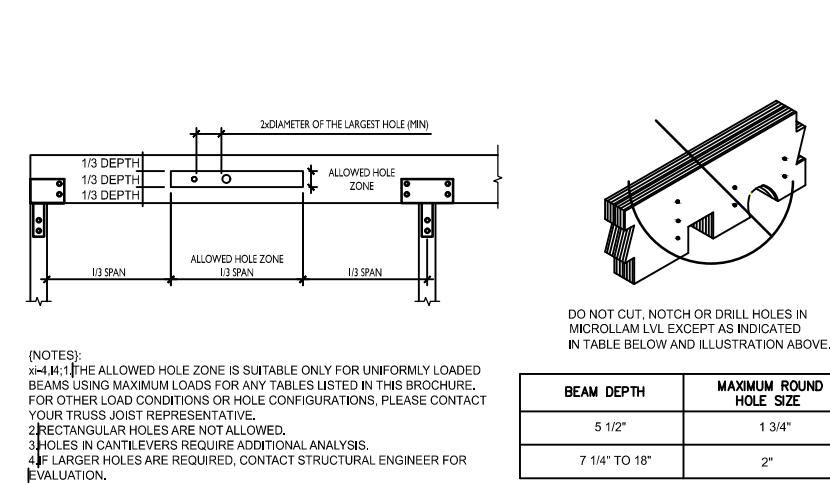
| JOIST SIZE | MAXIMUM JOIST LENGTH | MAXIMUM JOIST DEPTH | MAXIMUM END JOIST DEPTH | MAXIMUM END JOIST BEARING LENGTH | MINIMUM END JOIST BEARING LENGTH |
|------------|----------------------|---------------------|-------------------------|----------------------------------|----------------------------------|
| 2x6 | 11'3" | 3/4" | 1'7" | 1'13" | 1'10" |
| 2x8 | 2'7" | 1'13" | 1'13" | 2'7" | 1'10" |
| 2x10 | 3'11" | 1'10" | 2'5" | 3'11" | 1'10" |
| 2x12 | 3'3" | 1'3/4" | 2'13" | 3'3" | 1'10" |

NOTE: 1. MINIMUM BEARING: 1-1/2" ON WOOD OR STEEL; 3" BEARING ON MASONRY.

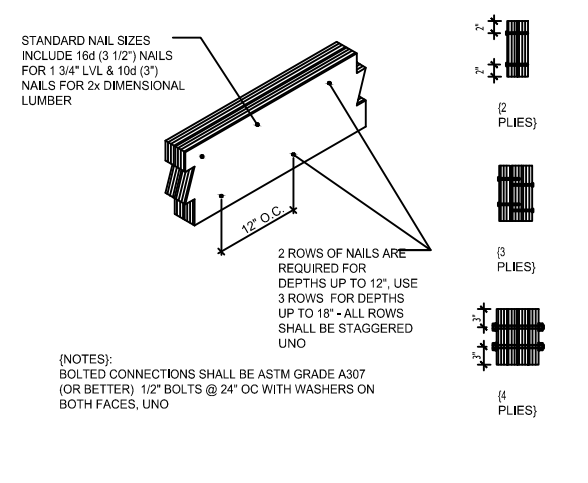
ALLOWABLE JOIST HOLES & NOTCHES
SCALE: NTS



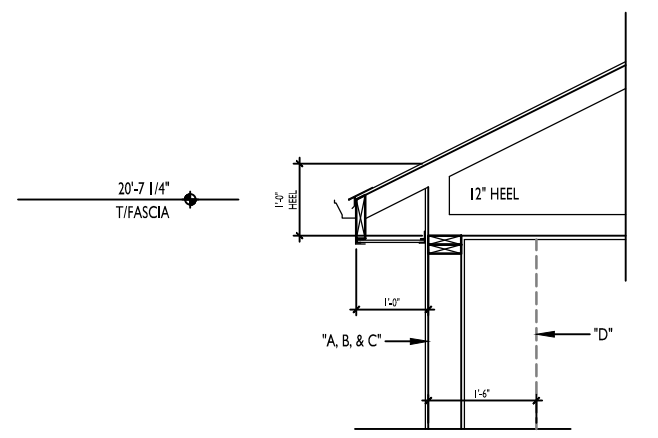
HEADER FRAMING DETAIL
SCALE: NTS



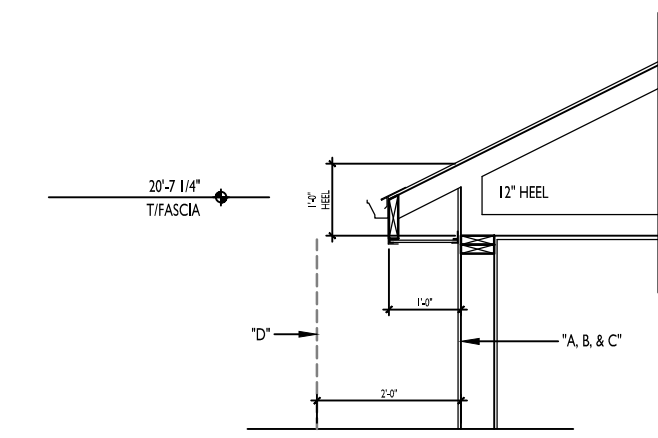
ALLOWABLE LVL MODIFICATION DETAIL
SCALE: NTS



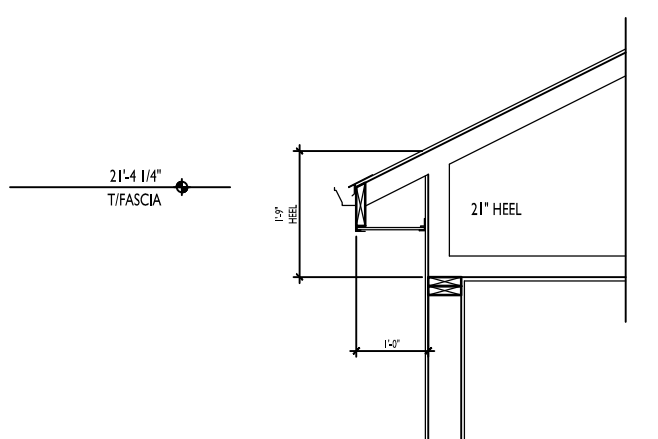
BEAM/HEADER CONNECTION ASSEMBLIES
SCALE: NTS



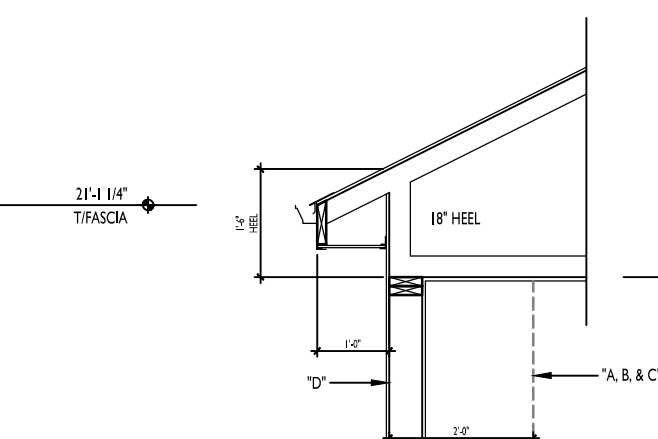
FRONT "A, B, & C" UNITS



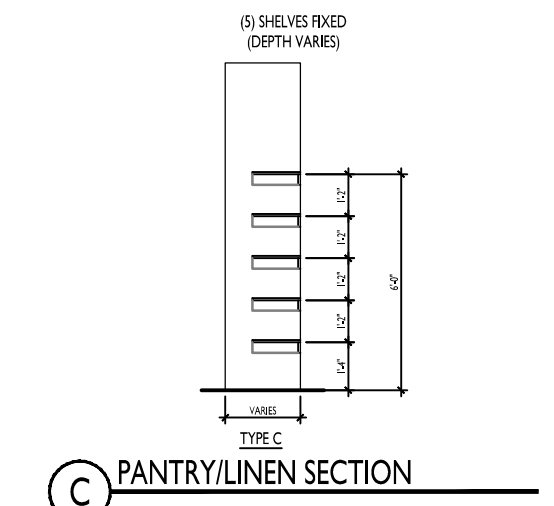
REAR "A, B, & C" UNITS



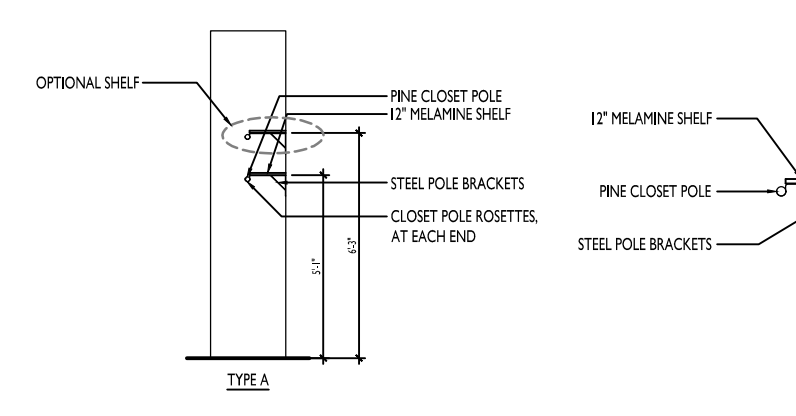
FRONT "D" UNITS



REAR "D" UNITS

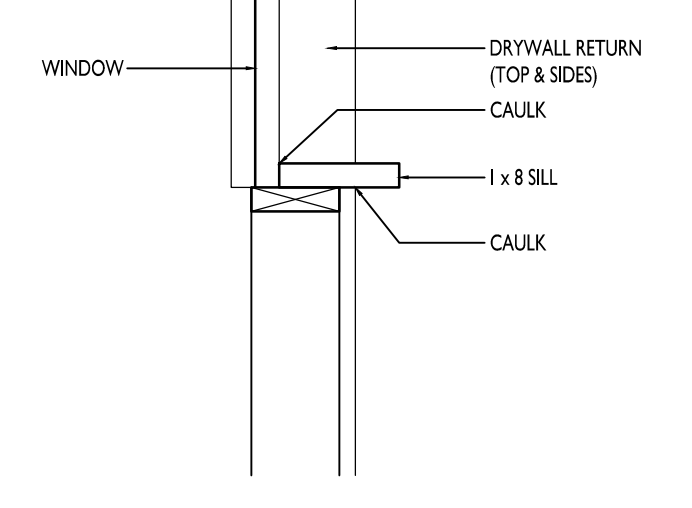


PANTRY LINEN SECTION

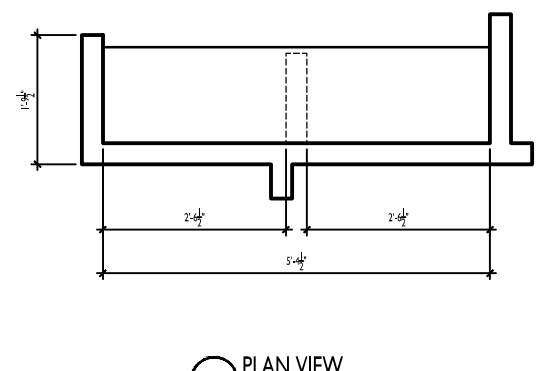


CLOSET SECTION

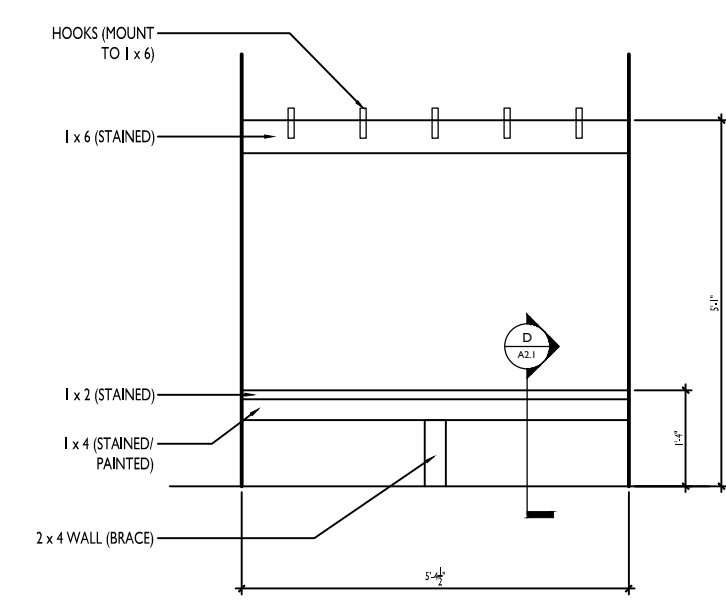
TRUSS HEEL/EAVE DETAIL



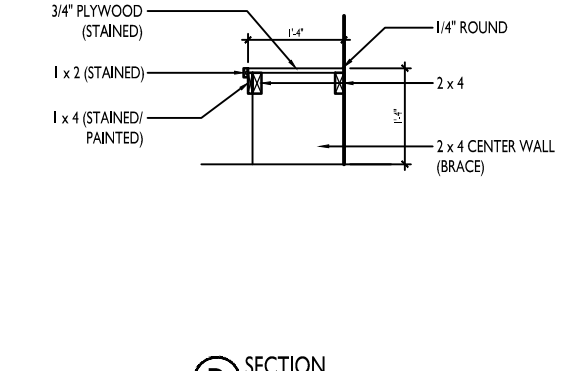
WINDOW SILLS
TYPICAL



PLAN VIEW

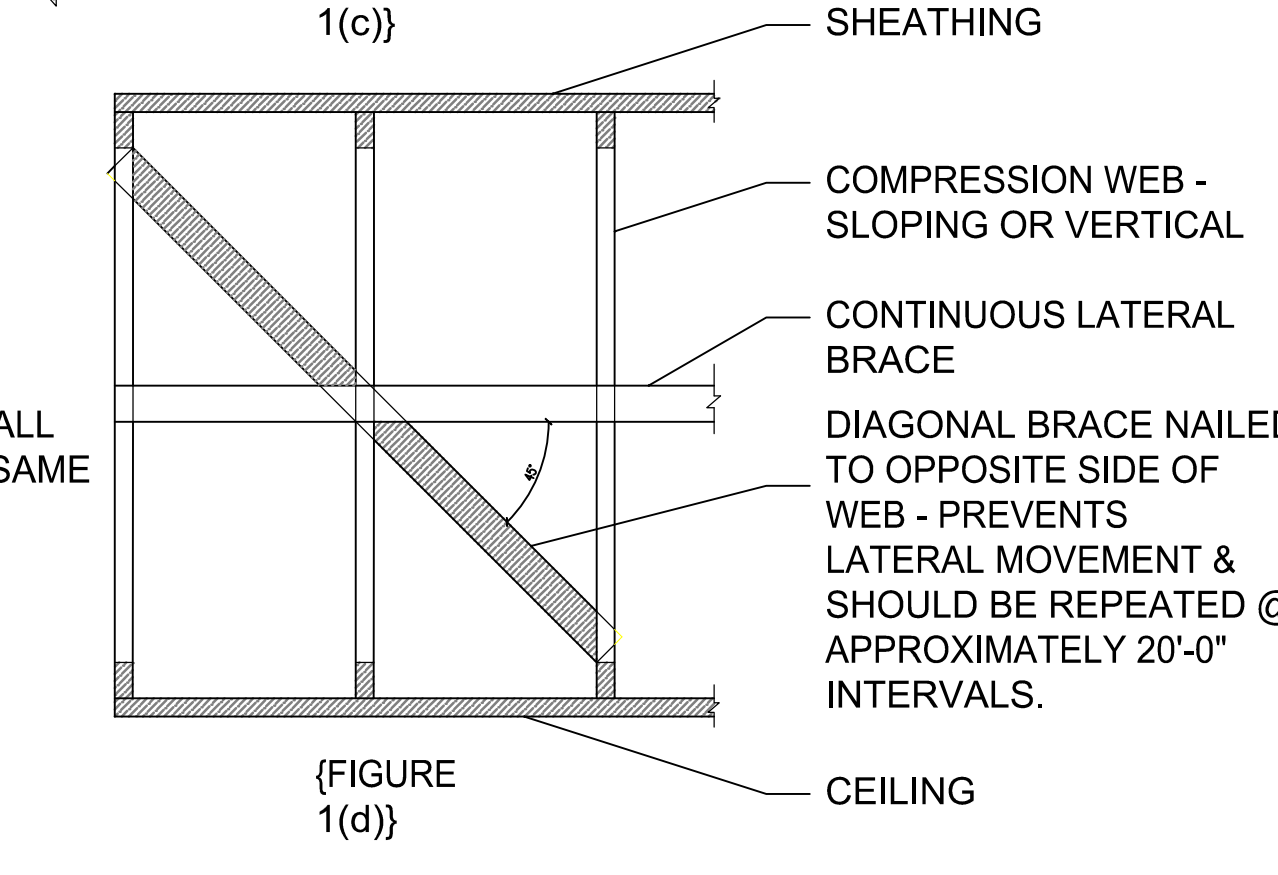
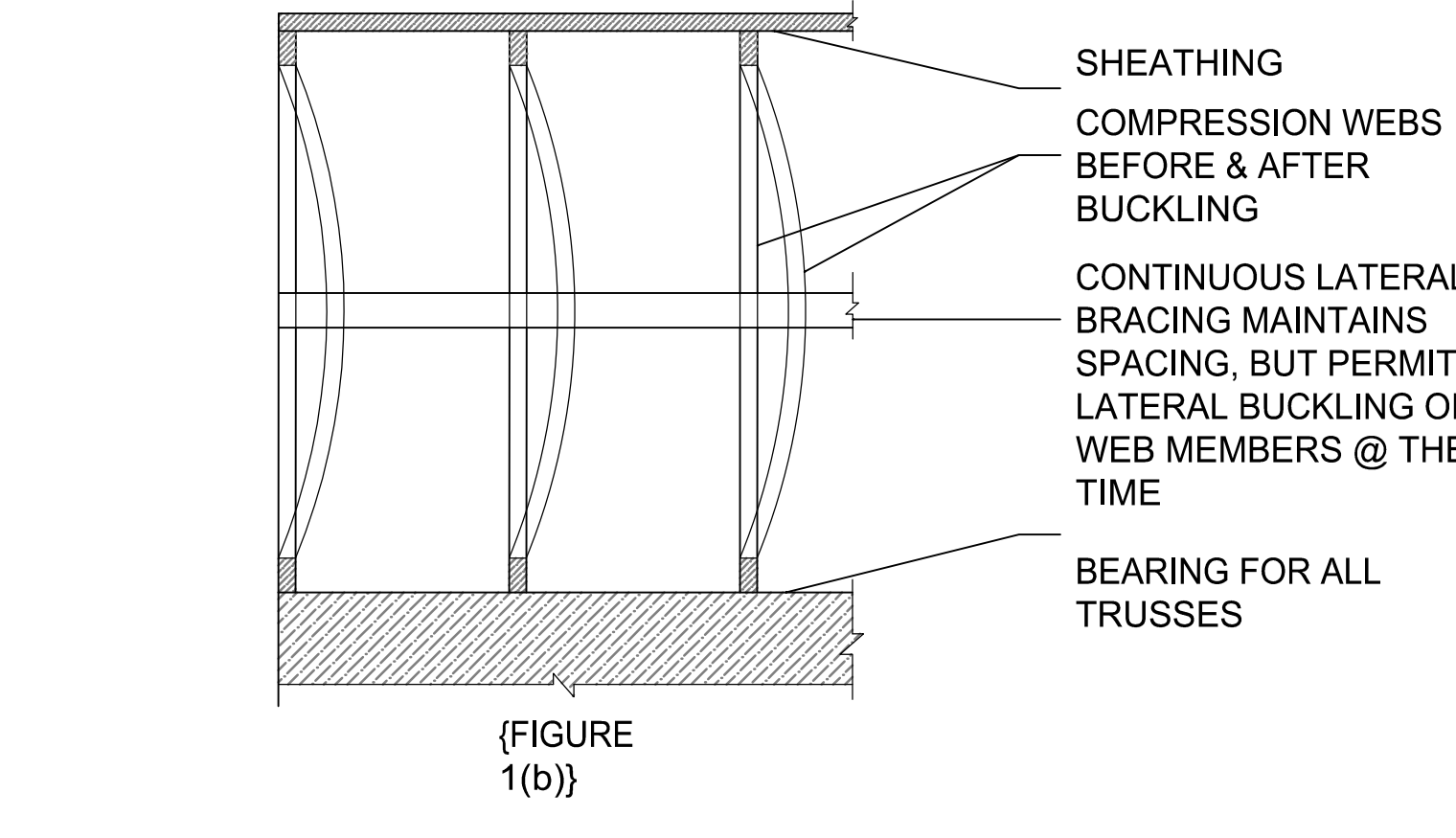
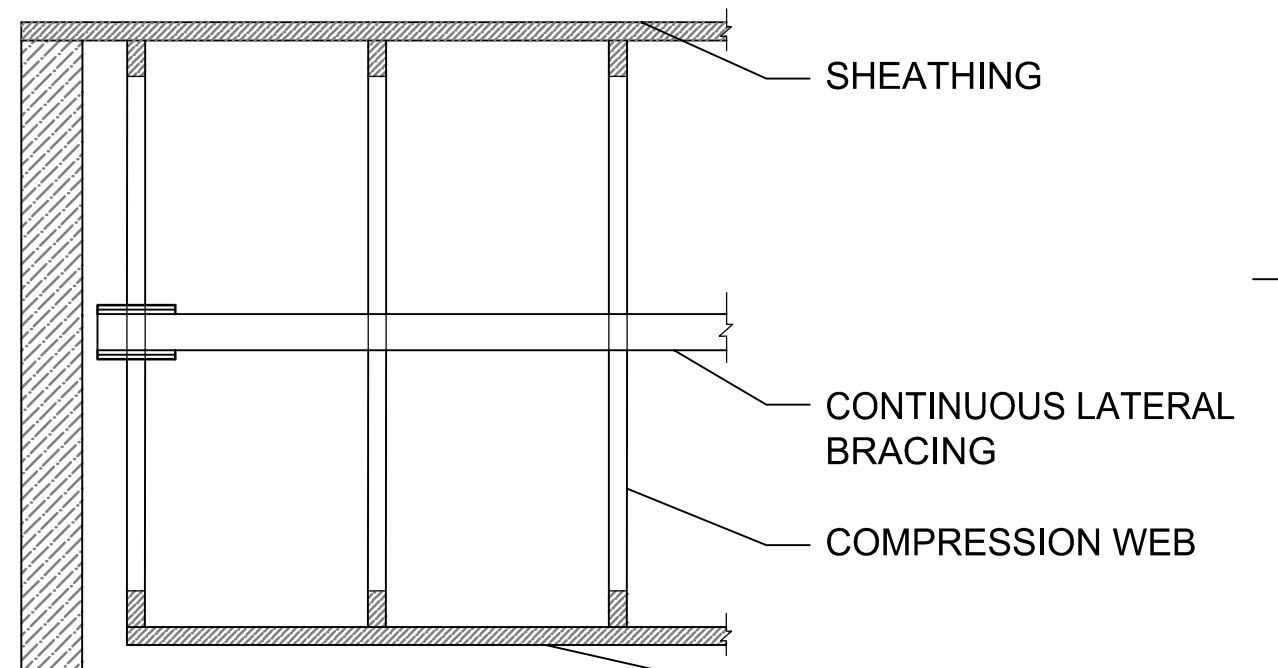
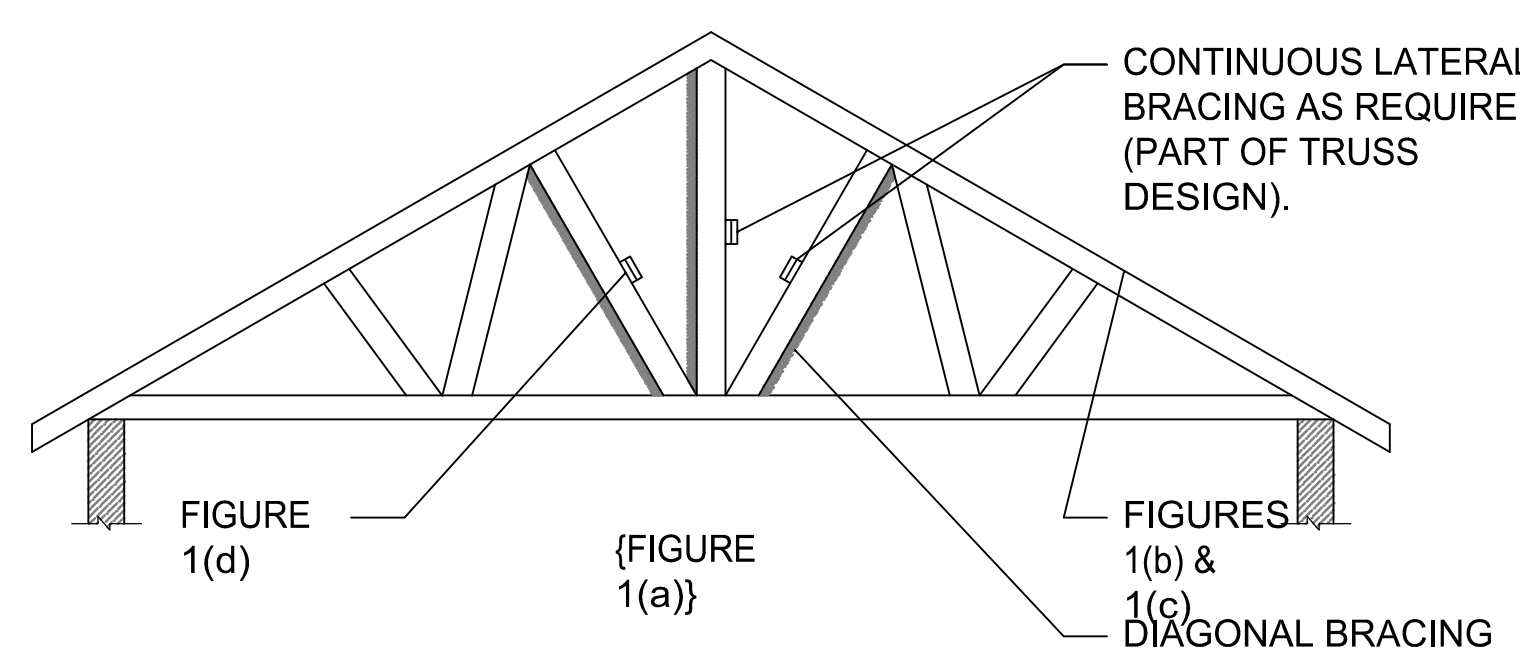


ELEVATION



SECTION

BENCH w/HOOKS



BRACING DETAILS

THIS PLAN WAS CREATED AS A DRAFTING SERVICE ONLY. THE DESIGNER IN NO WAY EXPRESSES OR ASSUMES ANY RESPONSIBILITY FOR THE ACCURACY OR COMPLIANCE OF THESE PLANS IN ANY FORM. ALL TALL WALLS GREATER THAN 10'-0" TO BE ENGINEERED BY MATERIAL SUPPLIER.

Revisions
PRELIMINARY SET:
BID SET:
CONSTRUCTION SET:

Project Title
**PAXTON PLACE IV
9 UNIT TOWNHOME
TERRAVESIA, LOT 55**
SUELO ROAD
SECOND ADDITION

Drawing By: SWE Checked By: KH

Drawing Title
Building Sections/Details

Scale: SEE DETAIL Date: 6/8/2022

Project No. Drawing No.

TV055 11 of 15 pages **A2.1**

THIS PRINT AND / OR SET IS THE PROPERTY OF ENCORE HOMES, INC. AND THE USE OF THIS PRINT IS PROHIBITED WITHOUT THE WRITTEN CONSENT OF ENCORE HOMES, INC. ENCORE HOMES, INC. SHALL HAVE CONSTRUCTION LIEN RIGHTS FOR THE USE OF THEIR BLUEPRINTS, DRAWINGS, PLANS, AND / OR SPECIFICATIONS.

Consultant

Notes

EXTERIOR COLORS:

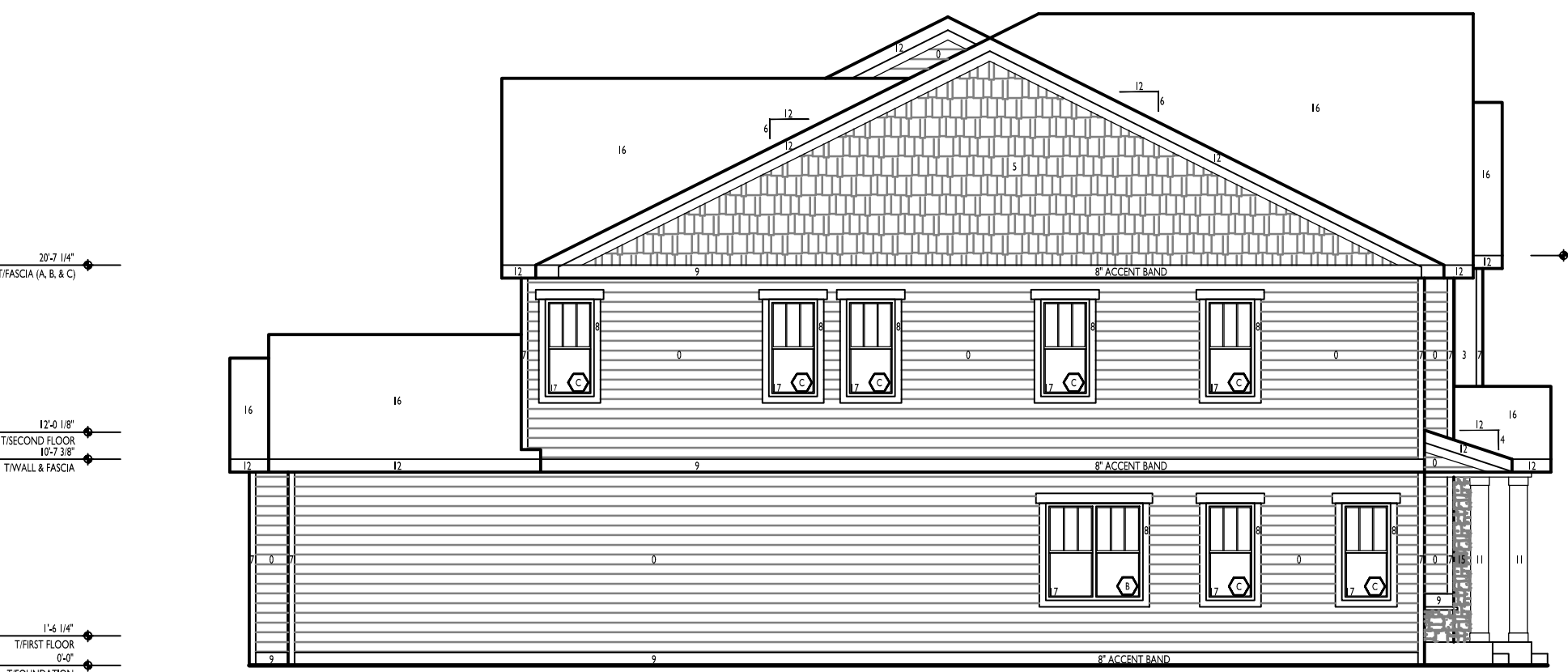
- 0. MAIN SIDING (ID-0) =
- 1. ACCENT SIDING (ID-1) =
- 3. BOARD & BATTEN (ID-3) =
- 5. SHAKES (ID-5) =
- 6. UPPER CORNER TRIM (ID-6) =
- 7. CORNER TRIM (ID-7) =
- 8. WINDOW & DOOR TRIM =
- 9. LP ACCENT BAND (ID-9) =
- 10. GABLE ACCENTS (ID-10) =
- 11. COLLARS (ID-11) =
- 12. FASCIA (ID-12) =
- 13. SOFFIT (ID-13) =
- 14. LOUVERS/SHUTTERS (ID-14) =
- 15. MASONRY (ID-15) =
- 16. SHINGLES (ID-16) =
- 17. WINDOWS (ID-17) =
- 18. ENTRY DOOR (ID-18) =
- 19. GARAGE DOOR (ID-19) =
- 20. SERVICE DOOR (ID-20) =
- 21. GUTTERS (ID-21) =
- 22. METAL ROOF (ID-22) =
- 23. TRELLIS ROOF (ID-23) =
- 24. ALUMINUM RAILING (ID-24) =
- 25. DECK FLOORING (ID-25) =

Revisions

- PRELIMINARY SET:
- BID SET:
- CONSTRUCTION SET:



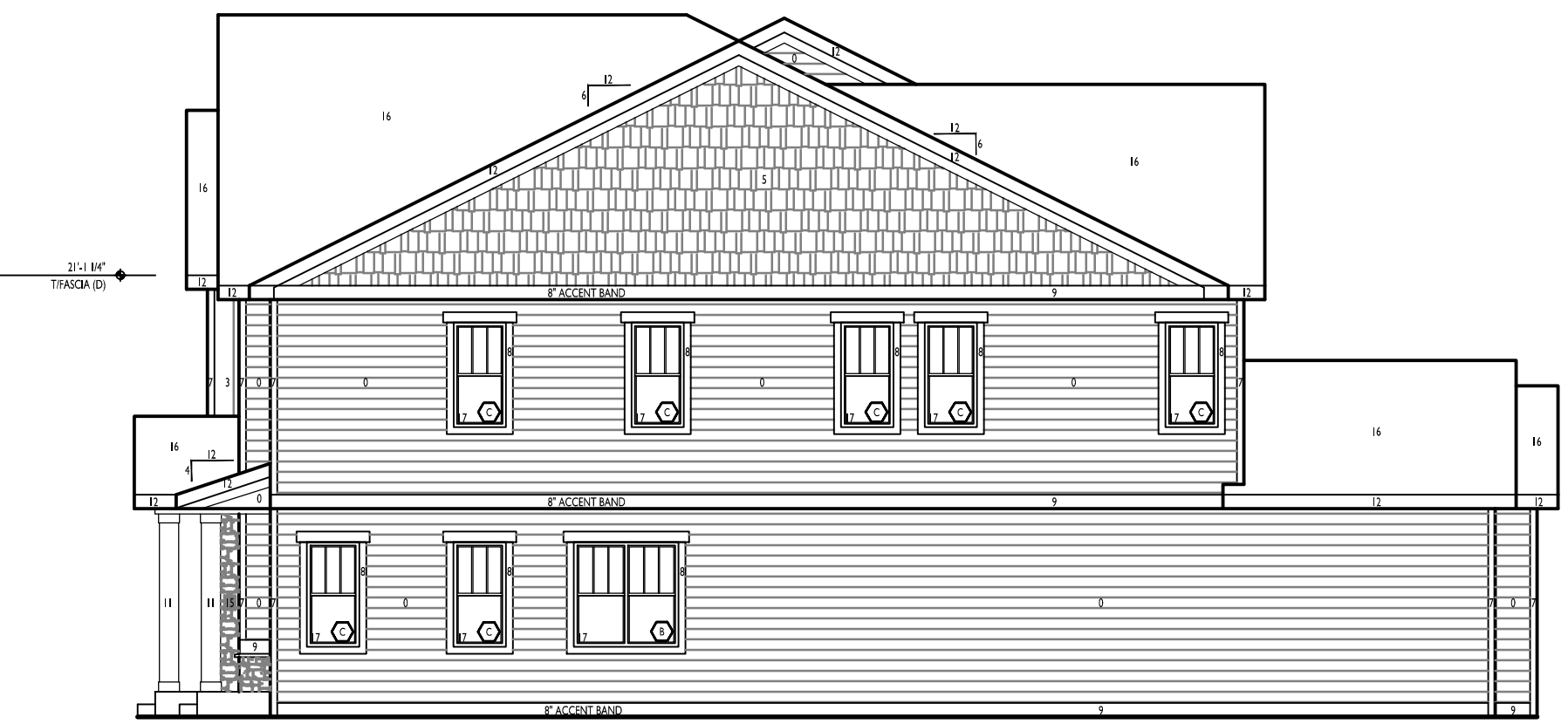
FRONT ELEVATION



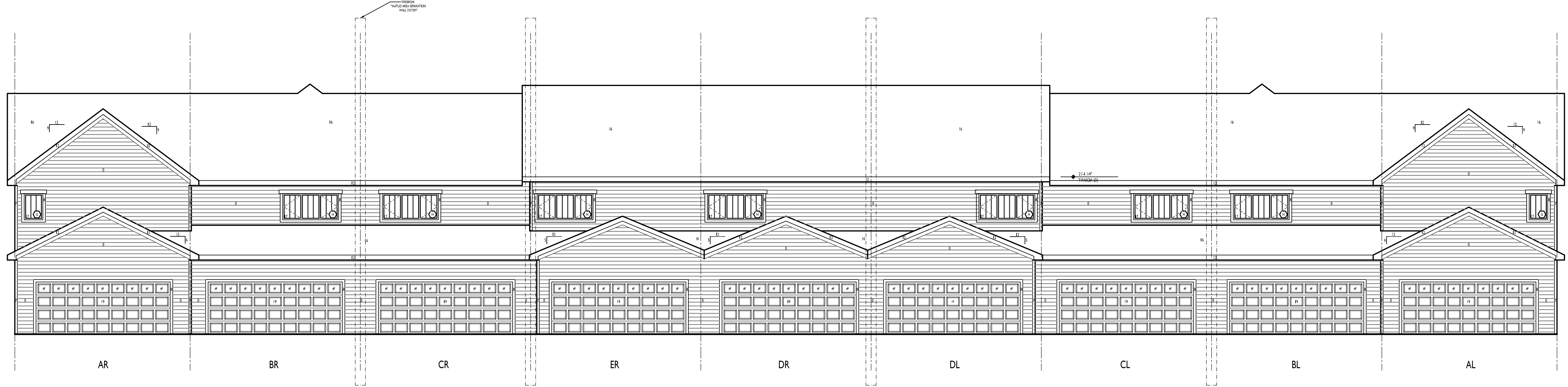
LEFT ELEVATION

| WINDOW SCHEDULE - 9 UNIT | | | | | | |
|--------------------------|--------|--------------------|-----------|---------|--------------|-------------|
| SIZE | STYLE | ROUGH OPENING | JAMB | QTY | ACTIVE/HINGE | GRILL NOTES |
| A | 3660-3 | 3-Wide Single Hung | 76" x 50" | 6/9/16" | 5 | Plaza |
| B | 3660-2 | 2-Wide Single Hung | 50" x 50" | 6/9/16" | 11 | Plaza |
| C | 3660 | Single Hung | 26" x 50" | 6/9/16" | 36 | Plaza |
| D | 9048 | CW-FW-CW 300300 | 76" x 40" | 6/9/16" | 2 | Plaza |
| E | 3633-2 | Fixed | 50" x 24" | 6/9/16" | 4 | Plaza |
| G | 3662 | Casement | 26" x 30" | 6/9/16" | 2 | Plaza |
| H | 9042 | CW-FW-CW 300300 | 76" x 33" | 6/9/16" | 7 | Plaza |
| I | 3662 | Fixed | 26" x 30" | 6/9/16" | 2 | Plaza |

NOTES:
1- Show job start for window colors
2- Switch active patio door seal and casement swing for Reverse of plans
3- Temporary Glass
4- Sliding Patio Door to be installed in 6/9/16" jamb



RIGHT ELEVATION



REAR ELEVATION

Project Title

PAXTON PLACE IV
9 UNIT TOWHOMES
TERRAVESIA, LOT 55
SUELO ROAD
SECOND ADDITION

Drawing By: SWE Checked By: KH

Exterior Elevations

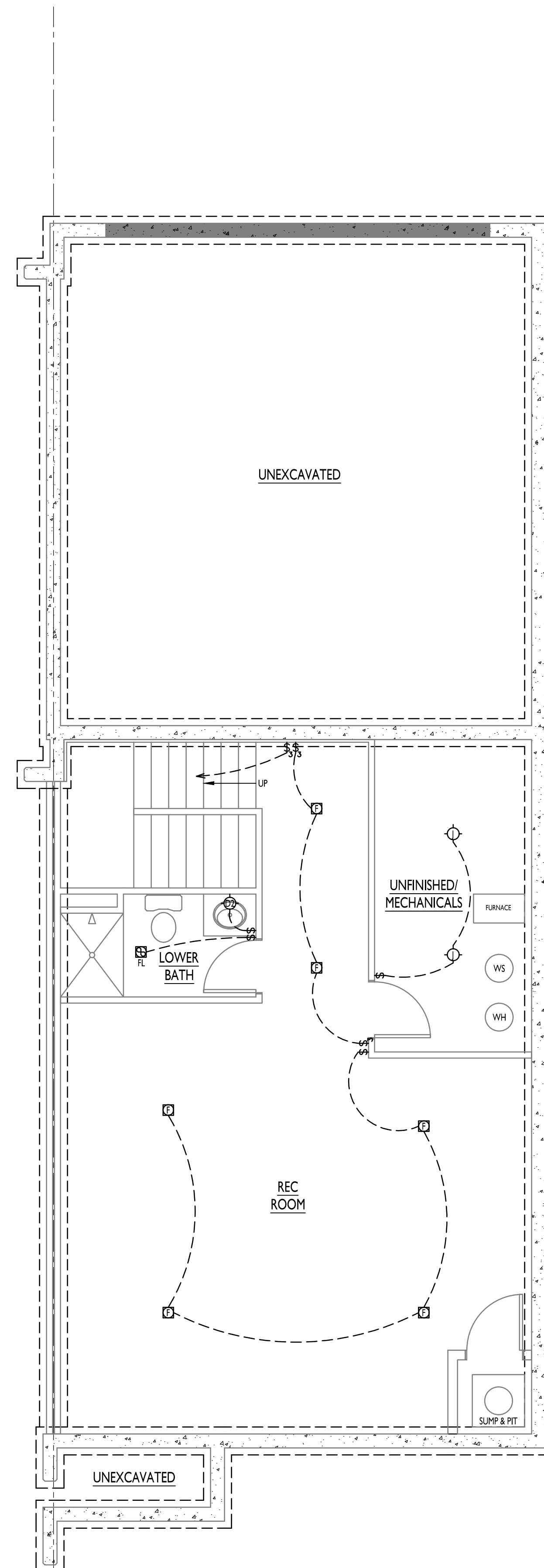
Scale: 1/8" = 1'-0" Date: 6/8/2022

Project No. Drawing No.

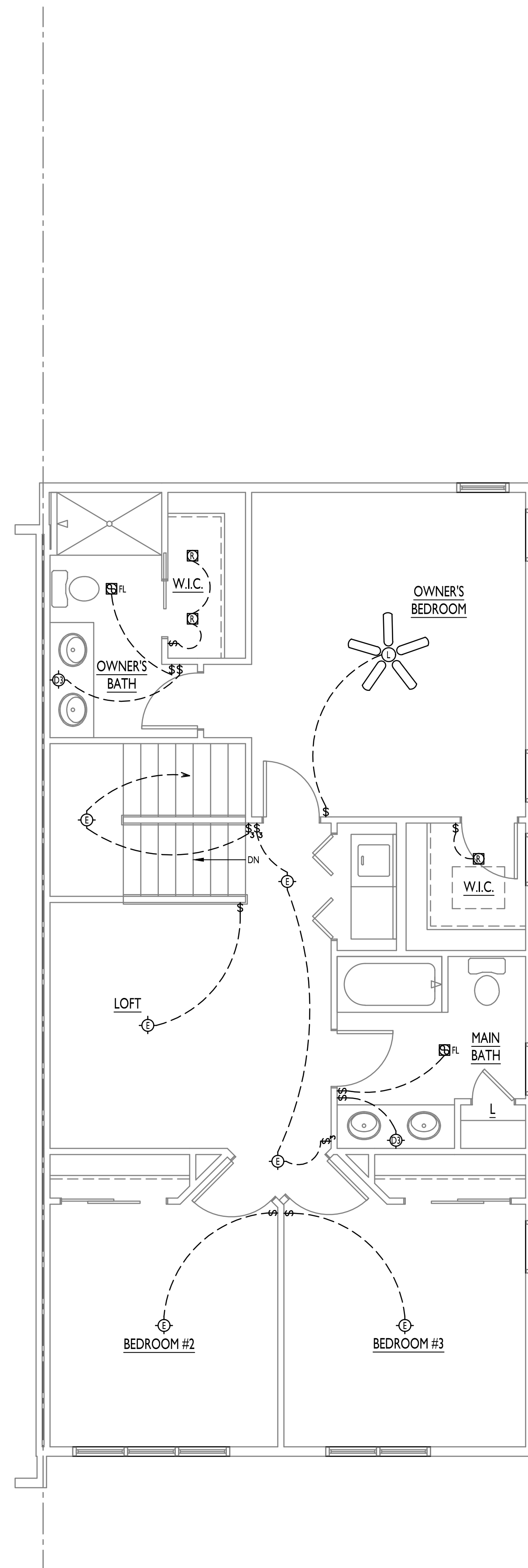
TV055 12 of 15 pages A3.0

THIS PRINT AND / OR SET IS THE PROPERTY OF ENCORE HOMES, INC. AND THE USE OF THIS PRINT IS PROHIBITED WITHOUT THE WRITTEN CONSENT OF ENCORE HOMES, INC. ENCORE HOMES, INC. SHALL HAVE CONSTRUCTION LIEN RIGHTS FOR THE USE OF THEIR BLUEPRINTS, DRAWINGS, PLANS, AND / OR SPECIFICATIONS.

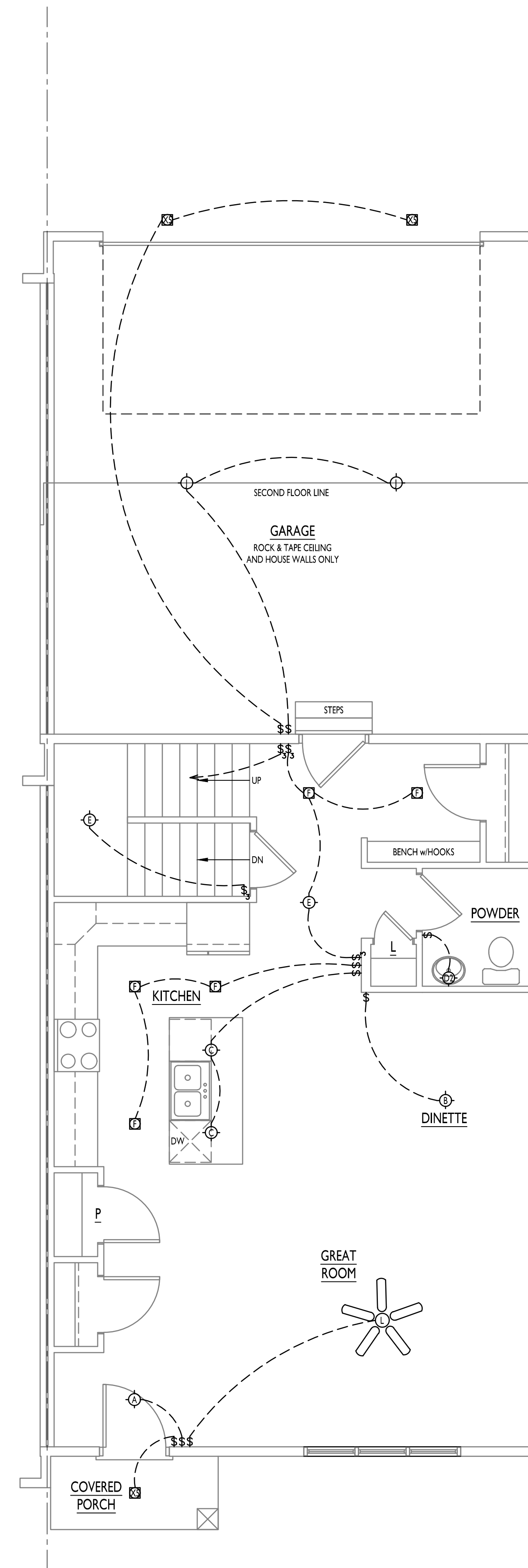
| LIGHT FIXTURE SCHEDULE | | | | | 9 Unit |
|---|----------|-------|-----------|-------|--------|
| STYLE | QUANTITY | BULBS | SUPPLIER* | NOTES | |
| A Entry Pendant | 1 | 3 | SL | | |
| B Dining Pendant | 1 | 3 | SL | | |
| C Island Pendant | 2 | 2 | SL | | |
| D2 Vanity Sconce | 1 | 2 | SL | | |
| D3 Vanity Sconce | 2 | 6 | SL | | |
| E Ceiling Flush Mount | 8 | 21 | SL | | |
| F Recessed Can | 6 | 6 | E | 2 | |
| G Wet Service Recessed Can | - | - | E | 3 | |
| H Eyeball Can | - | - | E | 4 | |
| J Keyless | 2 | 2 | E | | |
| K 18 inch Fluorescent Strip | - | - | E | | |
| L Ceiling Fan | 2 | 2 | SL | | |
| R Retro-Fit Recessed Can | 3 | 3 | E | | |
| EXTERIOR LIGHT FIXTURES | | | | | |
| X1 Decorative Coach Light | - | - | SL | 1 | |
| X2 Twin Flood | - | - | SL | 1 | |
| X3 Standard Outdoor Wall Sconce | - | - | SL | 1 | |
| X4 Ceiling Flush Mount | - | - | SL | 1 | |
| X5 Outdoor Recessed Can | 3 | 3 | E | 1,2 | |
| X8 Outdoor Ceiling Fan | - | - | SL | 1 | |
| FINISHED LOWER LEVEL FIXTURES IF APPLICABLE | | | | | |
| D2 Vanity Sconce | 1 | 2 | SL | | |
| E Ceiling Flush Mount | - | - | SL | | |
| F Recessed Can | 6 | 6 | E | 2 | |
| J Keyless | 2 | 2 | E | | |
| R Retro-Fit Recessed Can | - | - | E | | |
| NOTES: | | | | | |
| * Electrician = E, Surface Lights = SL | | | | | |
| 1 Rated for outdoor service | | | | | |
| 2 Baffle Trim | | | | | |
| 3 Water service Trim | | | | | |
| 4 Eyeball Trim | | | | | |



○ LOWER LEVEL (IF APPLICABLE)
TYPICAL



○ SECOND FLOOR
TYPICAL



○ FIRST FLOOR
TYPICAL

Revisions
PRELIMINARY SET:
BID SET:
CONSTRUCTION SET:

Project Title
**PAXTON PLACE IV
9 UNIT TOWNHOME
TERRAVESSA, LOT 55**
SUELO ROAD
SECOND ADDITION

Drawing By: SWE Checked By: KH
Drawing Title

Typical Electrical Plans

Scale: 1/4" = 1'-0" Date: 6/8/2022

Project No. Drawing No.

TV055 13 of 15 pages **E1.0**

THIS PRINT AND / OR SET IS THE PROPERTY OF ENCORE HOMES, INC. AND THE USE OF THIS PRINT IS PROHIBITED WITHOUT THE WRITTEN CONSENT OF ENCORE HOMES, INC. ENCORE HOMES, INC. SHALL HAVE CONSTRUCTION LIEN RIGHTS FOR THE USE OF THEIR BLUEPRINTS, DRAWINGS, PLANS, AND / OR SPECIFICATIONS.

Consultant

Notes

Revisions
PRELIMINARY SET:
BID SET:
CONSTRUCTION SET:

Project Title

**PAXTON PLACE IV
9 UNIT TOWNHOME
TERRAVESSA, LOT 55**

SUELO ROAD
SECOND ADDITION

Drawing By: SWE Checked By: KH

Drawing Title

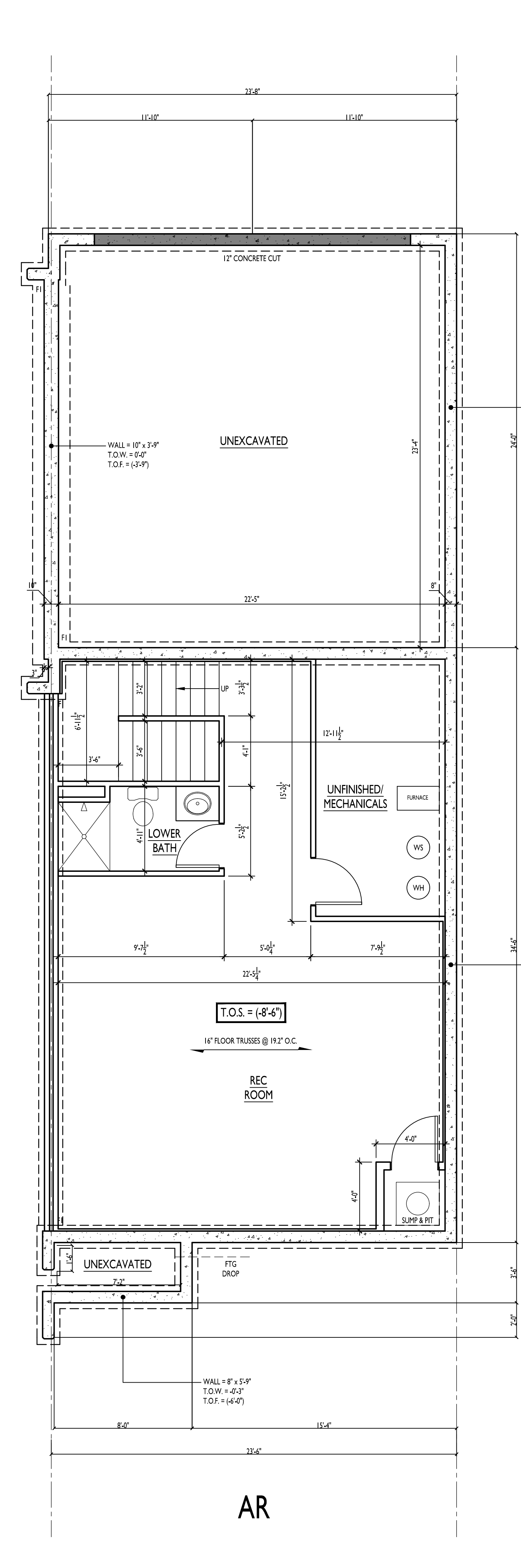
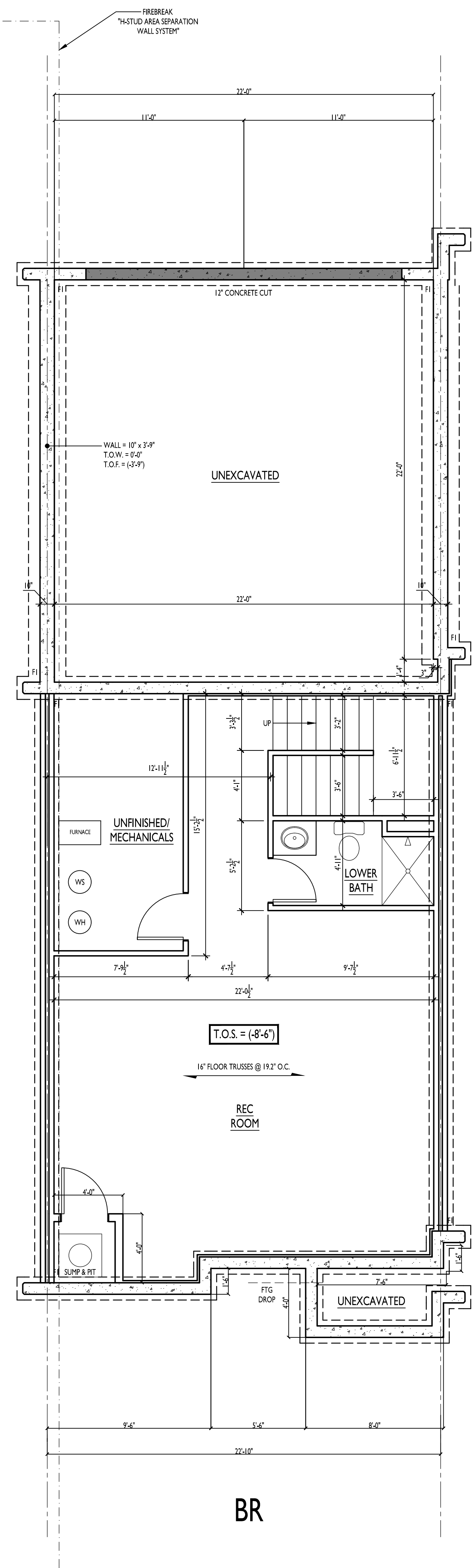
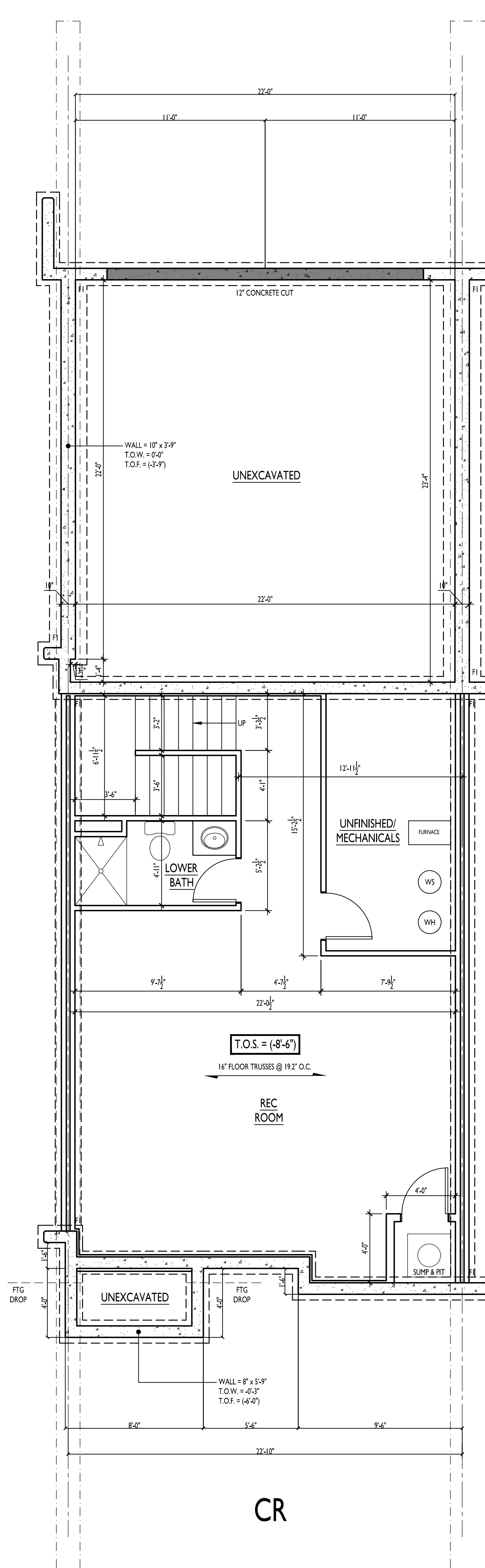
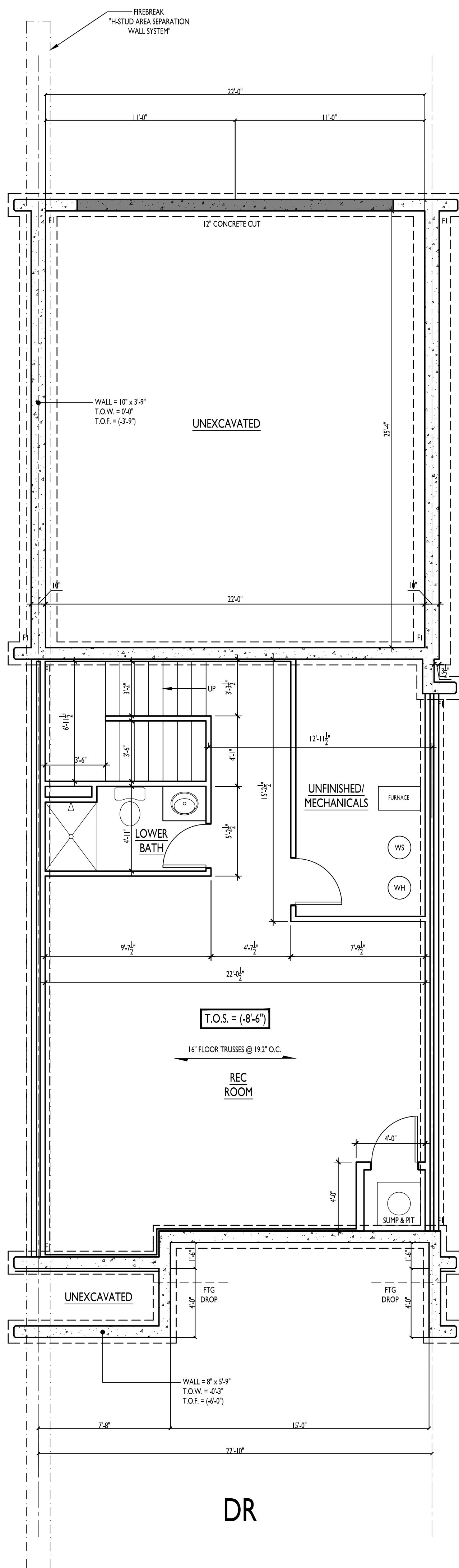
Finished Lower Level Plans

Scale: 1/4" = 1'-0" Date: 6/8/2022

Project No. Drawing No.

TV055 14 of 15 pages **X1.0**

THIS PRINT AND / OR SET IS THE PROPERTY OF ENCORE HOMES, INC. AND THE USE OF THIS PRINT IS PROHIBITED WITHOUT THE WRITTEN CONSENT OF ENCORE HOMES, INC. ENCORE HOMES, INC. SHALL HAVE CONSTRUCTION LIEN RIGHTS FOR THE USE OF THEIR BLUEPRINTS, DRAWINGS, PLANS, AND / OR SPECIFICATIONS.



Consultant

Notes

Revisions
PRELIMINARY SET:
BID SET:
CONSTRUCTION SET:

Project Title

**PAXTON PLACE IV
9 UNIT TOWNHOME
TERRAVESSA, LOT 55**

SUELO ROAD
SECOND ADDITION

Drawing By: **SWE** Checked By: **KH**

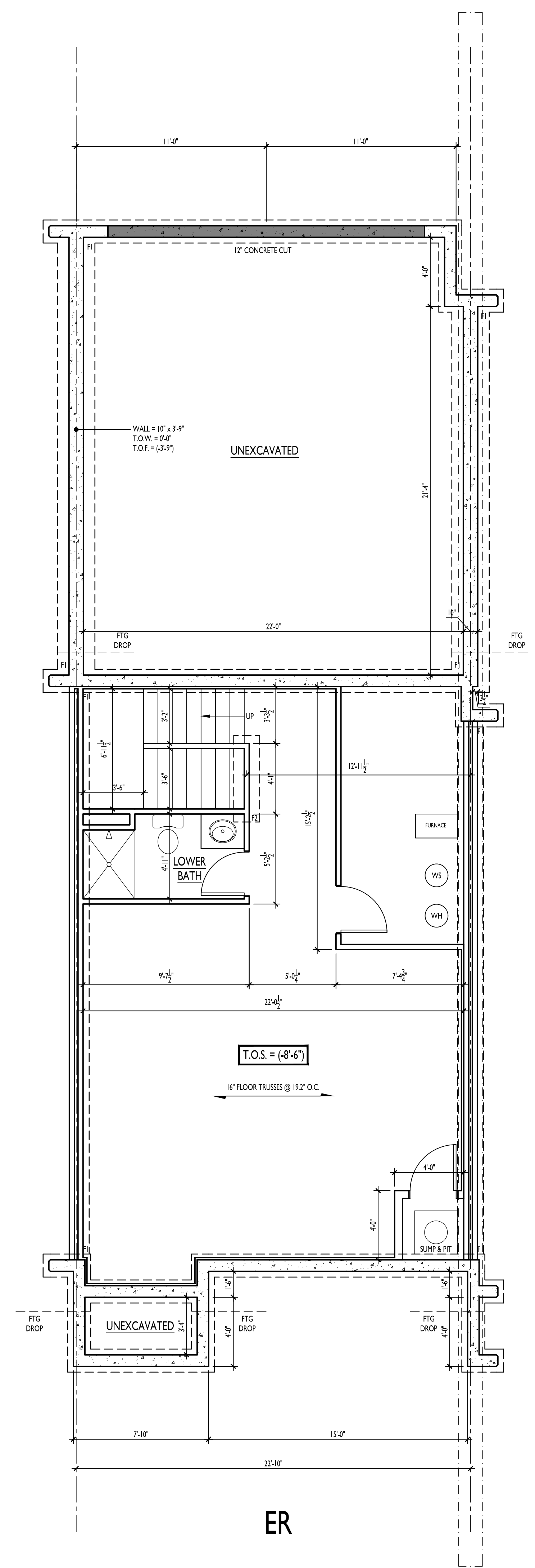
Drawing Title
Finished Lower Level Plans

Scale: **1/4" = 1'-0"** Date: **6/8/2022**

Project No. Drawing No.

TV055 15 of 15 pages **X1.01**

THIS PRINT AND / OR SET IS THE PROPERTY OF ENCORE HOMES, INC. AND THE USE OF THIS PRINT IS PROHIBITED WITHOUT THE WRITTEN CONSENT OF ENCORE HOMES, INC. ENCORE HOMES, INC. SHALL HAVE CONSTRUCTION LIEN RIGHTS FOR THE USE OF THEIR BLUEPRINTS, DRAWINGS, PLANS, AND / OR SPECIFICATIONS.



ER

DRAFT

Burse
Surveying and Engineering, Inc.
2801 International Lane, Suite 101
Madison, WI 53704
Phone: 608-250-9263
Fax: 608-250-9268
e-mail: Mburse@BSE, INC.net
www.bursesurveyeng.com

| | | | | |
|-----------|-------------|-----|-------------|-----|
| APPROVALS | PROJECT ENG | MLB | DESIGNED BY | MLB |
| | DRAWN BY | DPH | CHECKED BY | PDF |
| | | | APPROVED | MLB |

Paxton Place IV
Terravessa - Second Addition, Outlot 55
Fitchburg, WI
Encore Homes
6840 Schneider Road
Middleton, WI 53562

PROJECT #: BSE2587-22
PLOT DATE: 06/10/2022

REVISION DATES:

ISSUE DATES:
06/10/2022

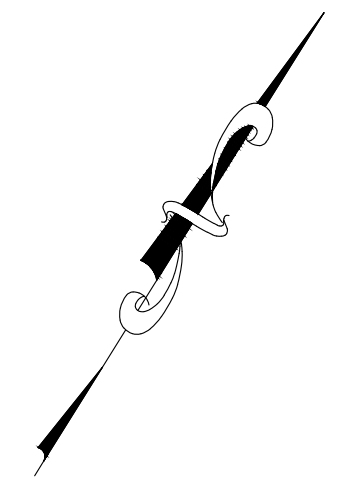
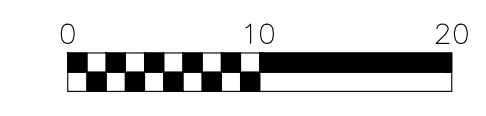
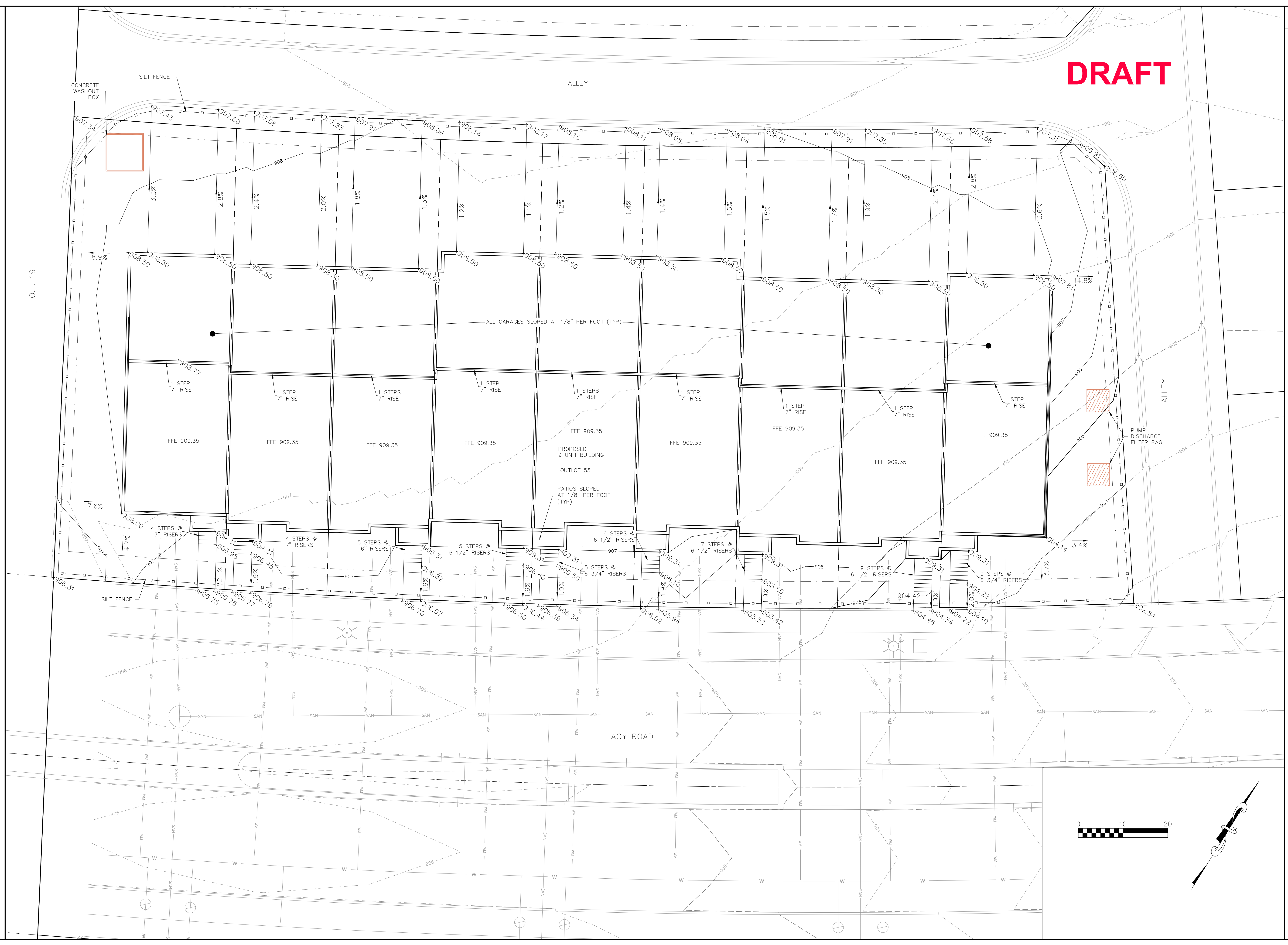
GRADING & EROSION CONTROL PLAN

This document contains confidential or proprietary information of Burse Surveying and Engineering, Inc. Neither the document nor the information herein is to be reproduced, distributed, used or disclosed, either in whole or in part, except as specifically authorized by Burse Surveying and Engineering, Inc.

DRAWING NUMBER
C-200

Printed: Jun 10, 2022 - 1:08pm Printed By: survey

M:\BSE2587.dwg\Engineering\BSE2587EN\Gv2018_OI_55.dwg



O.L. 19

ALLEY

LACY ROAD

ALLEY

CONCRETE WASHOUT BOX
SILT FENCE

PUMP DISCHARGE FILTER BAG

FFE 909.35

FFE 909.35

FFE 909.35

FFE 909.35

FFE 909.35

FFE 909.35

FFE 909.35

FFE 909.35

FFE 909.35

FFE 909.35

FFE 909.35

FFE 909.35

FFE 909.35

FFE 909.35

FFE 909.35

FFE 909.35

7.6%

4 STEPS @ 7\"/>

4 STEPS @ 7\"/>

5 STEPS @ 6\"/>

6 STEPS @ 6 1/2\"/>

5 STEPS @ 5 3/4\"/>

6 STEPS @ 6 1/2\"/>

7 STEPS @ 6 1/2\"/>

9 STEPS @ 6 1/2\"/>

9 STEPS @ 6 1/2\"/>

9 STEPS @ 6 1/2\"/>

9 STEPS @ 6 1/2\"/>

9 STEPS @ 6 1/2\"/>

9 STEPS @ 6 1/2\"/>

9 STEPS @ 6 1/2\"/>

9 STEPS @ 6 1/2\"/>

9 STEPS @ 6 1/2\"/>

9 STEPS @ 6 1/2\"/>

9 STEPS @ 6 1/2\"/>

9 STEPS @ 6 1/2\"/>

9 STEPS @ 6 1/2\"/>

9 STEPS @ 6 1/2\"/>

906.31

906.75

906.76

906.77

906.79

906.70

906.67

906.70

906.67

906.67

906.67

906.67

906.67

906.67

906.67

906.67

906.67

906.67

906.67

906.67

906.67

906.67

906.67

906.31

906.75

906.76

906.77

906.79

906.70

906.67

906.70

906.67

906.67

906.67

906.67

906.67

906.67

906.67

906.67

906.67

906.67

906.67

906.67

906.67

906.67

906.67

906.31

906.75

906.76

906.77

906.79

906.70

906.67

906.70

906.67

906.67

906.67

906.67

906.67

906.67

906.67

906.67

906.67

906.67

906.67

906.67

906.67

906.67

906.67

906.31

906.75

906.76

906.77

906.79

906.70

906.67

906.70

906.67

906.67

906.67

906.67

906.67

906.67

906.67

906.67

906.67

906.67

906.67

906.67

906.67

906.67

906.67

906.31

906.75

906.76

906.77

906.79

906.70

906.67

906.70

906.67

906.67

906.67

906.67

906.67

906.67

906.67

906.67

906.67

906.67

906.67

906.67

906.67

906.67

906.67

906.31

906.75

906.76

906.77

906.79

906.70

906.67

906.70

906.67

906.67

906.67

906.67

906.67

906.67

906.67

906.67

906.67

906.67

906.67

906.67

906.67

906.67

906.67

906.31

906.75

906.76

906.77

906.79

906.70

906.67

906.70

906.67

906.67

906.67

906.67

906.67

906.67

906.67

906.67

906.67

906.67

906.67

906.67

906.67

906.67

906.67

906.31

906.75

906.76

906.77

906.79

906.70

906.67

906.70

906.67

906.67

906.67

906.67

906.67

906.67

906.67

906.67

906.67

906.67

906.67

906.67

906.67

906.67

906.67

906.31

906.75

906.76

906.77

906.79

906.70

906.67

906.70

906.67

906.67

906.67

906.67

906.67

906.67

906.67

906.67

906.67

906.67

906.67

906.67

906.67

906.67

906.67

906.31

906.75

906.76

906.77

906.79

906.70

906.67

906.70

906.67

906.67

906.67

906.67

906.67

906.67

906.67

906.67

906.67

906.67

906.67

906.67

906.67

906.67

906.67

906.31

906.75

906.76

906.77