THE CITY OF Fitchburg	City of Fitchburg Planning/Zoning Department 5520 Lacy Road Fitchburg, WI 53711 (608-270-4200)	**ARCHITECTURAL & DESIGN REVIEW APPLICATION**

Applicant/Contact Person: Robert Bouril

Address: 6425 Odana Rd **Phone Number of Contact Person:** 608-833-3400

City, State, Zip Code: Madison WI 53719 **Email of Contact Person:** bobb@bouridesign.com

Project Address: 1913 S. Fish Hatchery Rd **Lot:** _____ **Subdivision:** _____

Project Type: _____ **Multi-Family** X **Commercial** _____ **Industrial** _____ **Other**

_____ **New** _____ **Addition**

Impervious Surface Ratio (ISR): 3.11 (City Standard: maximum 65% ISR)

All items listed below must be included with the application to be considered complete. If an item is not included with the application, the applicant must provide in writing the basis for not including it. Building and site plans submitted to the Fitchburg Plan Commission for architectural and design review shall contain the following information:

Site Data:

- ☒ 1. Lot or property dimensions.
- ☒ 2. Orientation (to north).
- ☒ 3. Adjacent highways, roads, drive, etc.
- ☒ 4. Existing natural features (rivers, ponds, wetlands).
- ☒ 5. Existing buildings and/or improvements.
- ☒ 6. Existing and proposed site drainage.
- ☒ 7. Utility plans, including main/lateral sizes and existing fire hydrants on site or within 300 feet of the site
- ☒ 8. ISR shall be indicated on all plans.
- ☒ 9. Stormwater management plans and details, including grading plan.
- ☒ 10. Lighting plan in footcandles and light fixture cut sheets.

Building:

- ☒ 1. Building size, configuration and orientation.
- ☒ 2. Distance from lot lines.
- ☒ 3. Distance from other buildings, improvements and natural features.
- ☒ 4. Location of well, septic tank, drainfield, etc. (if applicable)
- ☒ 5. Additional proposed additions or new structures, including trash/recycling enclosure(s).
- ☒ 6. Construction type (wood frame, structural steel, etc.).
- ☒ 7. Foundation type (full basement, slab on grade, etc.). w/ Foundation
- ☒ 8. Number of levels. 2 (Two)
- ☒ 9. Siding/exterior covering type, color, texture, etc.
- ☒ 10. Roof type (gable, hip, shed, flat, etc.) and pitch.
- ☒ 11. Roofing material type, color, texture, etc.
- ☒ 12. Exterior door and window location, size, type, etc.
- ☒ 13. Fire protection sprinklers or fire alarm systems. Both

Ingress, Egress, Parking:

- ☒ 1. Location of highway and road access points.
- ☒ 2. Location, size, configuration of drivers and walks.
- ☒ 3. Number, size, location of parking spaces.
- ☒ 4. Location of handicapped parking and accessible building entrances.
- ☒ 5. Bicycle rack(s).

Landscaping:

1. Location, species, size of existing trees, shrubs, and plantings.
2. Location, species, size of proposed plantings.
3. Location and size of all paved, seeded/sodded and gravelled areas.
4. Location of all retaining walls, fences, berms and other landscape features.

***It is highly recommended that an applicant hold at least one neighborhood meeting prior to submitting an ADR application to identify any concerns or issues of surrounding residents.**

The preceding information is considered to be the minimum information for submission, and the City may require additional information for its review. Any interpretations provided by city officials as the result of submitting the attached information are based on the submitted plans, and any plan changes, may affect the interpretations.

It is the responsibility of the owner/applicant to insure compliance with all local and state requirements. The below signed applicant acknowledges the above information and hereby submits the attached information for the City's Architectural and Design Review Process.

Signed: _____ **Date:** Oct 21, 2019
Applicant or Authorized Agent

***** Application shall be accompanied by one (1) sets of full-size plans, two (2) sets no larger than 11"x17", and one (1) pdf document of the complete submittal to planning@fitchburgwi.gov. Applications are due at least 4 weeks prior to the desired Plan Commission Meeting. The time frame assumes a complete set of plans is provided, and if it is not provided the Plan Commission date will be adjusted.**

FOR CITY USE ONLY

Date Received: 10/22/19 **Plan Commission Date:** 11/19/19

Comments:

October 21, 2019

Dear Committee Members,

I am excited to submit this application for Architectural Design and Review for the Four Winds Farm Barn restoration project. Some of you are familiar with the project from an application submitted a year or so ago. That one was put on the back burner due to driveway access considerations. Happily, those hindrances have been addressed, and a new driveway has been permitted off of Adams Road.

In the meantime, the barn restoration design has been revisited. We have streamlined design details to keep more of the original barn features. Our goal is to honor the barn's history while making a functional space for our farm office. Additionally, our intent is to provide meeting and learning spaces for small groups. We hope to attract people of all ages who are interested in being in nature and on the farm, people who are interested in diverse agricultural experiences. We feel our proximity to the city of Fitchburg and Madison give us a unique opportunity to provide an interface between urban life and rural life.

Four Winds Farm is a working farm that is transitioning from a conventional soybean/ corn rotational cropping system into a permaculture design with a diverse planting base. We are also intensely interested in water capture, wetlands and land conservation. We are experimenting with warm season grass hays and have harvested our first crop of perennial hops. The attached landscape plan reflects the breadth of our agricultural, horticultural and conservation interests.

By creating a functional space that can accommodate small groups, we are hoping to host groups or individuals who are interested in anything to do with agriculture or conservation, from bee keeping to mushroom growing to candle making to compost tea production to canning and preserving. It is impossible to list all of the agricultural related activities that could arise. We are well aware that our property is zoned A-X and as such activities are restricted to agricultural related activities. I can assure you that is our intention and would like to put to rest the wedding barn rumor once and for all. We have no intention of hosting weddings!

Thank you for your time, and please feel free to contact me with any questions.

SIncerely,

Mary Ann McKenzie

Mary Ann McKenzie

Abbreviations

Abbreviations, reference marks, symbols & other drafting conventions may be used throughout the documents.

&	and
@	at
~	approximate or approximately
°	degree
#	number or pound
+/-	plus or minus
ab	anchor bolt
ac	air conditioning
act	acoustical ceiling tile
acu	air conditioning condensing unit
ad	area drain
addm	addendum
adj	adjustable
aff	above finish floor
ahc	access hatch @ ceiling
ahl	access hatch & ladder
ail	air intake for furnace
alt	alternate
alum	aluminum
approx	approximate
arch	architect or architectural
auto	automatic
awn	awning
b/	bottom of
bd	board
bdrm	bedroom
bbq	barbecue gas grill
bld	bidet
bl	borrowed lite
bldg	building
bldr	builder
blkg	blocking
bm	beam or benchmark
bmp	best management practice
bp	base plate or bearing plate
brg	bearing
bst	bench seat
bsmt	basement
bta	bath tub alcove
btd	bath tub deck mounted
btdj	bath tub deck mounted w/jets
btfs	bath tub free standing
btm	bottom
btsm	bath tub shower module combo
btwn	between
bw	both ways
c-c	center-to-center
cc	compact drawer w/ plastic tlm
cabt	cabinet
catv	community antenna television
cb	construction bulletin
cde	clothes dryer electric
cdg	clothes dryer gas
cem	cement or cementitious
cfc	chimney flue cap
cfci	contractor furnished contractor installed
ch	coat hook
cham	chamfer
chan	channel
cj	control joint
cl	center line
clg	ceiling
clos	closet
clr	clear
cmu	concrete masonry unit
co	cased opening
col	column
com	common
comp	composition
conc	concrete
const	construction
cont	continue or continuous
contr	contractor
corr	corridor
cpt	carpet
cptp	carpet & pad
crs	course or courses
cs	continuous sheathed
csmt	casement
cte	cooktop electric
ctg	cooktop gas
ctop	countertop
ctr	center
cw	clothes washer
d	deep or depth
db	decibel
dbl	double
dc	double casement
deg	degree
demo	demolition or demolish
det	detail
df	drinking fountain
dia	diameter
diag	diagonal
dim	dimension
dl	dead load
dn	down
dr	door
drw	drawer
ds	down spout
dv	direct vent
dw	dishwasher
dwb	diagonal wall boards
dwg	drawing
e	east
ea	each
eb	expansion bolt
ec	electrical contractor
ef	exhaust fan
eh	exhaust hood
eifs	exterior insulation finish system
ej	expansion joint
elec	electric or electrical
elev	elevation or elevator
epbb	emergency power battery backup
epg	electric power generator
eps	expanded polystyrene
eq	equal
equip	equipment
esm	electric service meter
esp	electric service panel
etr	existing to remain
evaf	exhaust vent attic fan
evcd	exhaust vent clothes dryer
evf	exhaust vent furnace
evfp	exhaust vent fireplace
evrh	exhaust vent range hood
evwh	exhaust vent water heater
ew	each way
ewp	egress well prefabricated
exist	existing
exp	expansion
ext	exterior
f	fahrenheit
f/	face of
f/c	face of concrete
f/f	face of finish
f/s	face of stud
fa	fire alarm
fab	fabricate
facp	fire alarm control panel
far	floor area ratio
fd	floor drain
fdl	floor drain linear
fdn	foundation
fec	fire extinguisher cabinet
ff	finished floor
fgb	furnace gas boiler
fgfa	furnace gas forced air
fgless	fiberglass
fha	field height adjustable
fin	finish or finished
flash	flashing
flex	flexible
flr	floor
fpe	fireplace electric
fpf	fireplace flue
fpg	fireplace gas fired insert
fpw	fireplace wood burning insert
frtw	fire-retardant treated wood
frz	freezer
ft	foot or feet
ftg	footing
fur	furring
furn	furnish or furniture
fv	field verify
fum	faucet wall mount
fx	fixed
ga	gauge
gal	gallon
galv	galvanized
gb	grab bar
gbg	grilles between glass
gc	general contractor
gdo	garage door opener
gfi	ground fault interrupt
gfr	glass fiber reinforced
gr	guard rail
gran	granular
grnd	ground
gsf	gross square feet
gsh	gas stove heater
gsm	gas service meter
guh	gas unit heater
gv	gas valve for grill
gwb	gypsum wallboard
h	high or height
hc	hot & cold
har	home automation server rack
hb	hose bibb
hc	hollow core
hdr	header
hdwd	hardwood
hdwr	hardware
hm	hollow metal
horiz	horizontal
hpe	heat pump electric
hpg	heat pump geothermal
hr	hour or hand rail
hrs	hanger rod & shelf
hrv	heat recovery ventilator
hvac	heating ventilation and air conditioning
hwp	hot water recirculating pump
ib	ironing board cabinet
id	inside diameter
im	ice maker
in	inch
insul	insulation
int	interior
isr	impervious surface ratio
jb	junction box
jst	joist
j	joint
kip	kilopound
kitch	kitchen
ksi	kilopounds per square inch
l	long or length
lam	laminate
lav	lavatory
lb	pound
lbs	pounds
lbw	load bearing wall
lc	laundry chute
led	light emitting diode
lip	lath in bracing
lin	lineal or linear
linclt	linen cabinet
ll	live load
lp	liquid propane
lpgr	liquid propane gas regulator
lpst	liquid propane storage tank
lsl	laminated strand lumber
lt	light
lvl	laminated veneer lumber
maint	maintenance
mas	masonry
mast	master
max	maximum
MB	Marker Board
mc	medicine cabinet
mech	mechanical
med	medium
memb	member or membrane
mep	mechanical electrical plumbing
mezz	mezzanine
mfr	manufacturer
min	minimum
mir	mirror
misc	miscellaneous
mldg	molding
mo	masonry opening
mtd	mounted
mtg	mounting
mtl	metal
mum	municipal water meter
muo	microwave oven
n	north
nic	not in contract
no	number
nom	nominal
nts	not to scale
o/o	out-to-out
oc	on center
od	outside diameter
ofci	owner furnished contractor installed
off	office
ofci	owner furnished owner installed
oh	overhead
ohwm	ordinary high water mark
opng	opening
opp	opposite
osb	oriented strand board
ov	oven
ovd	oven double
ovmw	oven & microwave oven
pac	pantry cabinet
par	parallel
partn	partition
pbe	panel board electrical
pbsw	panel board structured wiring
pc	plumbing contractor
pcc	precast concrete
pcf	pounds per cubic foot
perf	perforated
perim	perimeter
perm	permeable
perp	perpendicular
pf	portal frame
pl	plate or property line
plam	plastic laminate
plbg	plumbing
plf	pounds per lineal foot
plwd	plywood
pnl	panel
pnt	paint
poly	polyethylene
prefab	prefabricated
prelim	preliminary
psf	pounds per square foot
psi	pounds per square inch
psl	parallel strand board
pt	pressure treated or preservative treated
pt	pass thru (wall opening)
ptw	pressure tank, water
pv	pad vent
pwdr	powder
qty	quantity
ra	return air
rad	radius
rcp	reflected ceiling plan
rd	roof drain
re	range electric burner
ref	refrigerator
refw	refrigerator with water supply
reinf	reinforced
reqd	required
resil	resilient
ret	return/ retaining
rev	revision
rg	range gas burner
rhb	radiant heater baseboard electric
rhf	radiant heater floor mat electric
rhw	radiant heater wall mount electric
rm	room
ro	rough opening
row	right of way
ruc	refrigerator under cabinet
rv	ridge vent
s	south
s4s	sealed four sides
sa	supply air
san	sanitary
satd	satellite dish
sb	soil boring
sc	solid core or single casement
sched	schedule
scv	shower control valve
sdg	shower door glass
sdl	simulated divided lites
seg	shower enclosure glass
sf	square foot or square feet
sfi	spray foam insulation
sfb	shower floor basin
sfs	structural fiberboard sheathing
sh	shower head wall mount
shb	shower head body spray
shc	shower head ceiling mount
shcv	shower head & control valve
shh	shower head hand held
sht	sheet
shwr	shower
sim	similar
sk	sink
skp	sink - pedestal
sm	shower module
sp	steam port
spec	specification
spmr	single ply membrane roofing
sq	square
sr	shower rod
ss	stainless steel
sscp	solid surface cast polymer
ssg	steam shower generator
std	standard
stl	steel
stor	storage
struc	structural
sv	sheet vinyl
sw	shear wall
swh	shower seat wall mount
sws	storm water sump & pump
sym	symmetrical
t/	top of
t&b	top & bottom
t&g	tongue & groove
tb	towel bar
td	trench drain
tel	telephone or telecommunication
temp	temporary
tlt	toilet
ttw	toilet wall mount
tmd	track mounted door
tp	toilet paper holder
tr	towel ring
trc	trash/recycling cabinet
tsl	tubular skylite
tv	television
typ	typical
uc	under counter
unex	unexcavated
unfin	unfinished
uno	unless noted otherwise
urfm	urinal floor mount
urwm	urinal wall mount
us	utility sink
vct	vinyl composition tile
vert	vertical
vest	vestibule
vr	vapor retarder
vsc	vertical storage cabinet
vt	vinyl tile
vwb	vinyl wall base
vwc	vinyl wall covering
w	west, wide or width
wbs	wood burning stove & flue
wcs	water conditioning system
wd	wood or water dispenser
wfd	washer dryer combo
wdu	waste disposal unit
wdw	window
wf	wide flange
wfc	wood fiber composite
wfs	water filtration system
whe	water heater electric
whf	whole house fan
whg	water heater gas
whte	water heater tankless electric
whtg	water heater tankless gas
wms	wall mounted shelving
wp	waterproof
wrb	weather-resistive air & water barrier
ws	window seat
wsct	wainscot
wsp	wood structural panel
wt	weight
wwp	window well prefabricated
wwr	welded wire reinforcement
xps	extruded polystyrene
yd	yard

Associations & Governance

ADA	Americans with Disabilities Act of 1992
ADAAG	ADA Architectural Guidelines
AISC	American Institute of Steel Construction
ANSI	American National Standards Institute
ASCE	American Society of Civil Engineers
ASME	American Society of Mechanical Engineers
ASTM	American Society for Testing and Materials
AWS	American Welding Society
IBC	International Building Code
ICC	International Code Council
IEBC	International Existing Building Code
IECC	International Energy Conservation Code
IFGC	International Fuel Gas Code
IMC	International Mechanical Code
IPC	International Plumbing Code
IRC	International Residential Code
IFC	International Fire Code
NDS	National Design Specification
UDC	Wisconsin Uniform Dwelling Code
UL	Underwriter's Laboratories

object identification

Objects, fixtures & appliances are shown with a symbol & a corresponding text abbreviation.

symbol

text abbreviation see abbreviations on title sheets

material key

These patterns may be used in plan or section to indicate material types. The same pattern may be used for different materials; these material identifications must be made within the context of the drawing. If there is a discrepancy between a text description of a material and a pattern as described in this key, the text description will prevail.

- brick
- concrete
- grout or mortar
- concrete masonry units
- natural or manufactured stone veneer
- stone aggregate or granular fill
- compacted or engineered fill
- earth
- sand or fine stone aggregate
- wood, trim, siding or fiber composites
- nominal lumber (board, stud or timber)
- wood blocking (cut, planed or trimmed)
- metal
- rigid insulation board
- spray foam insulation
- blanket/batt/bib/loose fill insulation
- plywood or osb sub-floor, roof deck & sheathing

symbol key

Reference marks, symbols & drafting conventions are used throughout the documents.



Mary Ann McKenzie

Four Winds Farm

Barn Remodel/ Addition

Drawing Index

SITE	
C100	OVERALL SITE PLAN
C101	ENLARGED SITE LAYOUT PLAN OF BARN AREA/ UTILITIES
C102	ENLARGED GRADING PLAN O F BARN AREA
L101	OVERALL LANDSCAPE PLAN
L102	ENLARGED LANDSCAPE PLAN @ BARN AREA
E101	SITE LIGHTING PLAN @ BARN AREA
ARCHITECTURAL	
T1	TITLE SHEET, INDEX, ABBREVIATIONS, SYMBOLS AND COLOR 3D INTERIOR IMAGES
T2	COLOR 3D EXTERIOR IMAGES
T3	COLOR 3D EXTERIOR & INTERIOR IMAGES
T4	COLOR 3D INTERIOR IMAGES
G4	CODE FLOOR PLANS AND CHARTS
G5	DOOR AND WINDOW SCHEDULES
A1	FIRST FLOOR PLAN
A2	SECOND FLOOR PLAN
A4	ROOF PLAN
A5	EXTERIOR ELEVATION
A6	EXTERIOR ELEVATIONS
A7	EXTERIOR ELEVATIONS
A8	BUILDING SECTIONS

The design represented by these drawings is the sole property of Bouri Design Studio, LLC. These drawings, regardless of media or format, may not be copied or reproduced without the written consent of Bouri Design Studio, LLC., of Madison, Wisconsin.

CONSTRUCTION DRAWINGS

Bouri Design Studio, LLC
6420 Odana Rd, Madison, Wisconsin 53719
608-833-3499 www.bouridesign.com

Mary Ann McKenzie - Four Winds Farm for Barn Remodel/ Addition
1913 S. Fish Hatchery Rd
Fitchburg, WI 53575

revision index

#	date	reference
1	10/17/19	ADDENDUM #1

project #: 19016
date: 10/03/2019
drawn by: jim

T1

SITE PLAN INFORMATION BLOCK
ADAMS ROAD AND S. FISH HATCHERY ROAD

PROJECT AREA	3,484,800 SF
PROPOSED ADDITIONAL BUILDING AREA	1,085 SF
PROPOSED ADDITIONAL IMPERVIOUS AREA	65,453 SF
TOTAL IMPERVIOUS AREA	108,422 SF
NUMBER OF PROPOSED SURFACE PARKING STALLS	54
NUMBER OF ACCESSIBLE STALLS	3
TOTAL NUMBER OF STALLS	38
LOT COVERAGE	3.11%

LEGEND

- PLAT LIMITS
- RIGHT-OF-WAY
- LOT LINE
- 900 — EXISTING INDEX CONTOUR
- 902 — EXISTING INTERMEDIATE CONTOUR
- 900 — PROPOSED INDEX CONTOUR
- 902 — PROPOSED INTERMEDIATE CONTOUR
- PROPOSED STORM SEWER

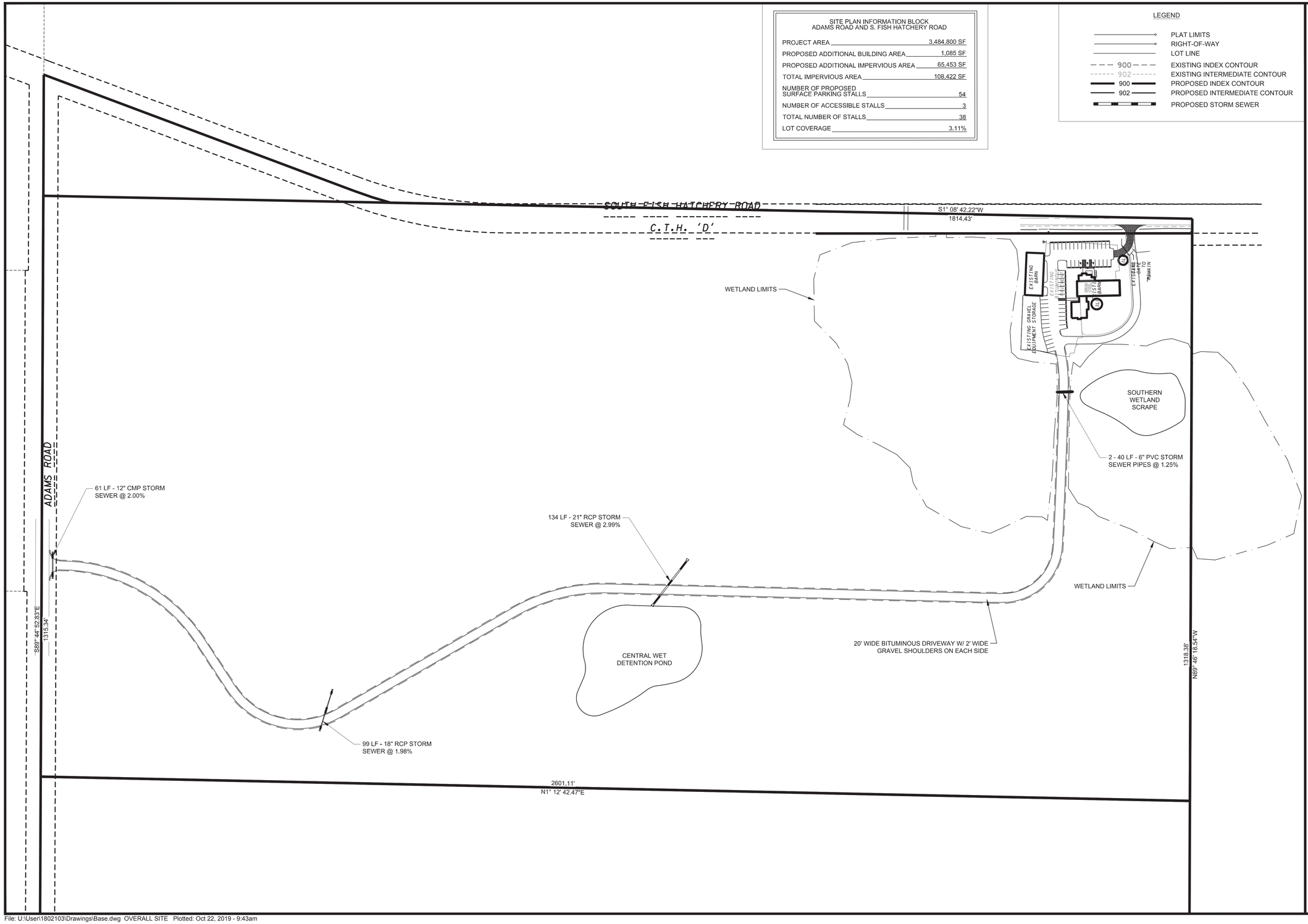

D'ONOFRIO KOTTKE AND ASSOCIATES, INC.
7530 Westward Way, Madison, WI 53717
Phone: 608.833.7530 • Fax: 608.833.1089
YOUR NATURAL RESOURCE FOR LAND DEVELOPMENT

OVERALL SITE PLAN

FOUR WINDS FARM

ADAMS ROAD
CITY OF FITCHBURG, WISCONSIN

SCALE: 1"= 100'
(PAGE SIZE: 22x34)
0 100

DATE: 10/22/19
REVISED:

DRAWN BY: NGO

FN: 18-02-103

Sheet Number:
C100

File: U:\User1802103\Drawings\Base.dwg OVERALL SITE Plotted: Oct 22, 2019 - 9:43am

SITE PLAN INFORMATION BLOCK ADAMS ROAD AND S. FISH HATCHERY ROAD	
PROJECT AREA	3,484,800 SF
PROPOSED ADDITIONAL BUILDING AREA	1,085 SF
PROPOSED ADDITIONAL IMPERVIOUS AREA	65,453 SF
TOTAL IMPERVIOUS AREA	108,422 SF
NUMBER OF PROPOSED SURFACE PARKING STALLS	54
NUMBER OF ACCESSIBLE STALLS	3
TOTAL NUMBER OF STALLS	38
LOT COVERAGE	3.11%

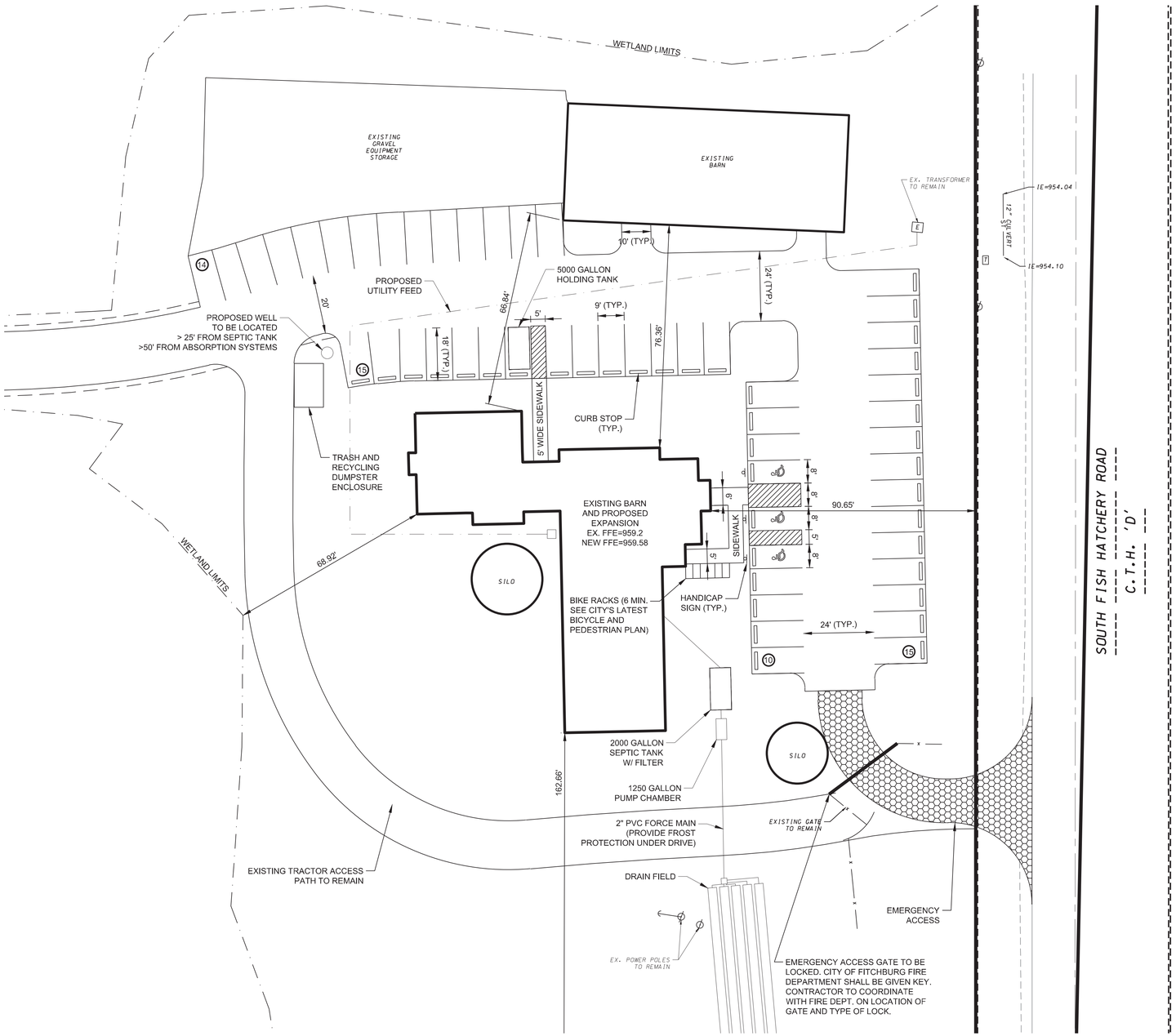

D'ONOFRIO KOTTKE AND ASSOCIATES, INC.
7530 Westward Way, Madison, WI 53717
Phone: 608.833.7530 • Fax: 608.833.1089
YOUR NATURAL RESOURCE FOR LAND DEVELOPMENT

BUILDING SITE PLAN

FOUR WINDS FARM

ADAMS ROAD
CITY OF FITCHBURG, WISCONSIN

SCALE: 1" = 20'
(PAGE SIZE: 22x34)
0 20

DATE: 10-22-19
REVISED:

DRAWN BY: NGO

FN: 18-02-103

Sheet Number:
C101

SITE PLAN INFORMATION BLOCK ADAMS ROAD AND S. FISH HATCHERY ROAD	
PROJECT AREA	3,484,800 SF
PROPOSED ADDITIONAL BUILDING AREA	1,085 SF
PROPOSED ADDITIONAL IMPERVIOUS AREA	65,453 SF
TOTAL IMPERVIOUS AREA	108,422 SF
NUMBER OF PROPOSED SURFACE PARKING STALLS	54
NUMBER OF ACCESSIBLE STALLS	3
TOTAL NUMBER OF STALLS	38
LOT COVERAGE	3.11%

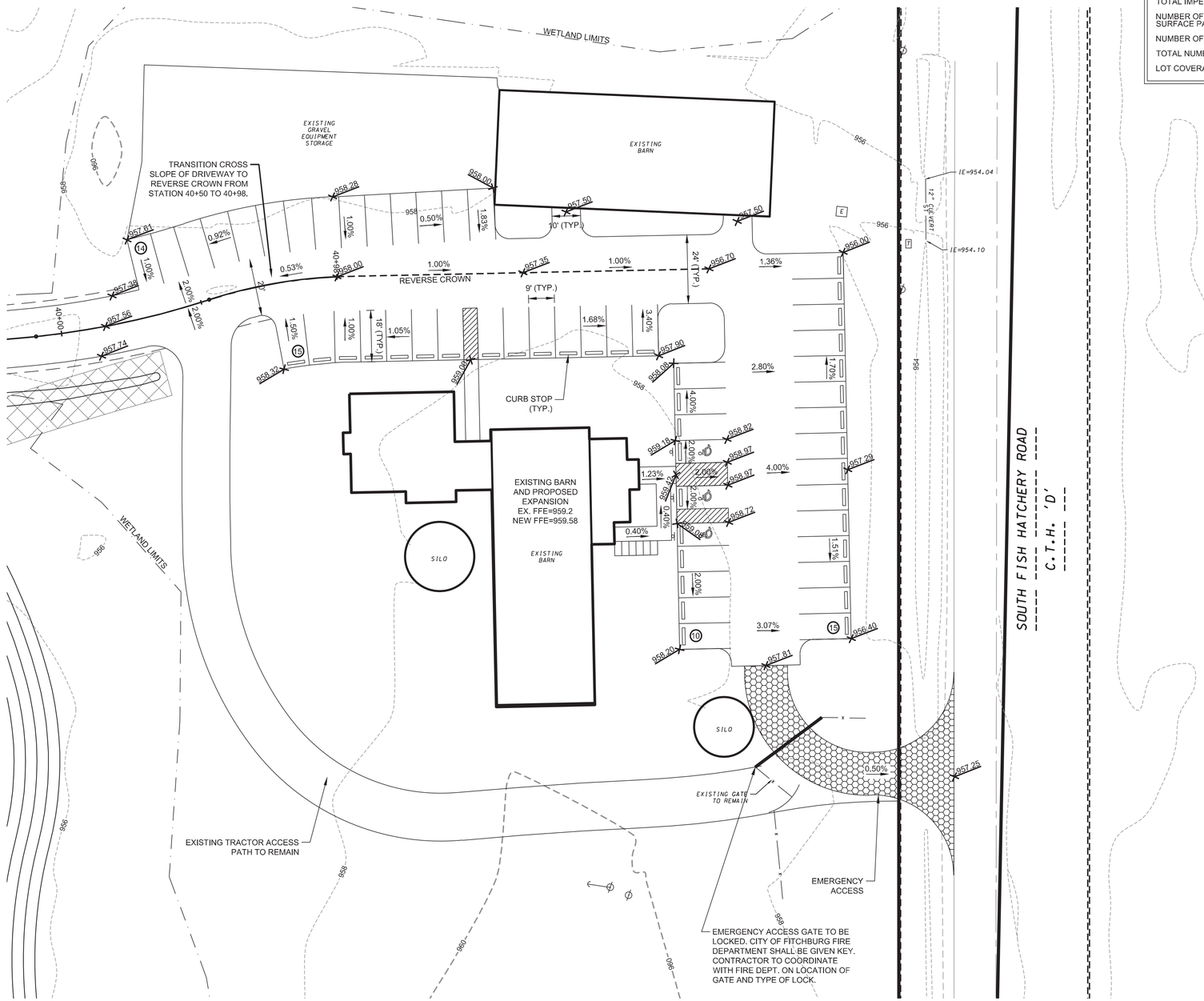

D'ONOFRIO KOTTKE AND ASSOCIATES, INC.
7530 Westward Way, Madison, WI 53717
Phone: 608.833.7530 • Fax: 608.833.1089
YOUR NATURAL RESOURCE FOR LAND DEVELOPMENT

BUILDING GRADING PLAN

FOUR WINDS FARM

ADAMS ROAD
CITY OF FITCHBURG, WISCONSIN

SCALE: 1" = 20'
(PAGE SIZE: 22x34)
0 20

DATE: 10/22/19
REVISED:

DRAWN BY: NGO

FN: 18-02-103

Sheet Number:
C102

savanna
bur oak
white oak
bitternut hickory
basswood
hawthorn
crabapple
hazelnut
chokecherry
serviceberry

flowering hedge
forsythia
lilac
red dogwood
hawthorn
viburnum
wood mulch

easement windbreak
purple osier willow
bebb's willow
hybrid poplar (x2)

timber
black walnut
red oak

north woods
sugar maple
basswood
bitternut
hickory
yellow birch
pagoda dogwood
wild ginger
solomon's seal
meadow rue

woody ornamentals
curly willow
pussy willow
red dogwood
clover + fescue
wood mulch

windbreak
red oak
pin oak
hackberry
white oak
serviceberry
prairie willow
arrowwood viburnum
hazelnut
hybrid poplar

silvopasture orchard
apple trees
cider apple trees
plum trees
oregano
mint
anise hyssop
hibiscus
clover + fescue pasture mix
wood mulch
hybrid poplar

riparian buffer
red maple
honey locust
pin oak
swamp white oak
willow

work station
bur oak
picnic tables
covered shelter

hobbit house
basswood
sugar maple
hazelnut
elderberry
zipline
shelter

orchard
plum
peach
apricot
apple
pear
pawpaw
black currants
oregano
mint + chives + hyssop
clove + fescue

A project by:
Ecological Design
4105 Washburn Avenue North
Minneapolis, MN 55412

(612) 588-3942

Basemap

Four Winds Farm

1781 S. Fish Hatchery Rd
Fitchburg, WI 53575

April 2019

Scale 1" = 140' - 0"

Data Sources:
Google Earth Pro
Dane County GIS
USGS

L101

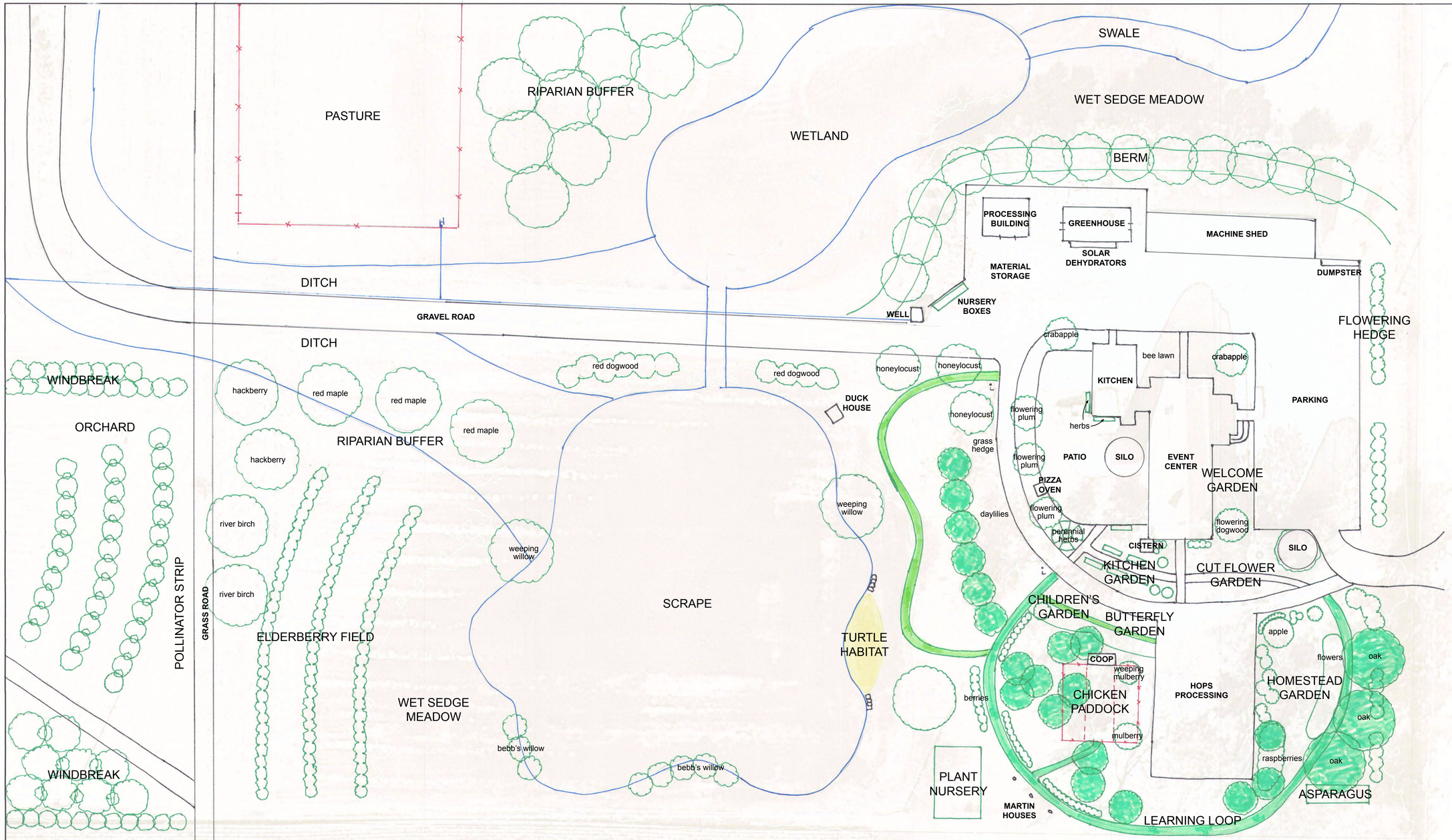

WINDBREAK
hybrid poplar
basswood
red oak
white oak
hazelnut
prairie willow

ORCHARD
plum
pear
peach
apricot
apple
black currat
alley groundcover:
clover, fescue
row groundcover:
oregano, mint, chives, anise hyssop, daffodil

RIPARIAN BUFFER
red maple
hackberry
river birch
pin oak
swamp white oak
weeping willow
bebb's willow
wet sedge meadow mix
clover + fescue mix
grass waterway mix

BUTTERFLY GARDEN
purple coneflower
butterfly weed
blazingstar
prairie sage
aster
bee balm
milkweed
goldenrod
wild blue indigo

CHILDREN'S GARDEN
red maple
hackberry
river birch
pin oak
swamp white oak
weeping willow
bebb's willow
wet sedge meadow mix
clover + fescue mix
grass waterway mix

KITCHEN GARDEN
raised bed containers
strawberry mounds
wood mulch

CHICKEN PADDOCK
weeping mulberry tree
mulberry tree
clover + fescue mix
comfrey

PERENNIAL HERB GARDEN
lavender
parsley
thyme
sage

PATIO
flowering plum
trees
clover
tables + chairs
patio containers

WELCOME GARDEN
crabapple
flowering dogwod
hydrangea
nearly wild rose
wild blue indigo
peony
hollyhocks
catmint
coreopsis
nepeta
little bluestem
prairie dropseed
low mow fescue

CUT FLOWER GARDEN
black eyed susan
oriental lily
blazingstar
coreopsis
dianthus
aster

HEDGE
forsythia
red dogwood
arrowwood viburnum
arctic willow

BERRIES
serviceberry
gojiberry
black currants
honeyberry

HOMESTEAD GARDEN
heirloom apple tree
raspberries
rhubarb
asparagus
hip roses
spirea
hydrangea
flower garden
daylilies
lilac
grass picnic tables

Ecological Design
Regenerating Land

A project by:
Ecological Design
4105 Washburn Avenue North
Minneapolis, MN 55412

(612) 588-3942

Zone 1 & 2

Four Winds Farm
1781 S. Fish Hatchery Rd
Fitchburg, WI 53575

April 2019

N

Scale: **1" = 30' - 0"**

0 15 30 ft

Data Sources:
Google Earth Pro
Dane County GIS
USGS

L102

Schedule

Symbol	Label	Quantity	Manufacturer	Catalog Number	Description	Lamp	Number Lamps	Filename	Lumens Per Lamp	Lumen Multiplier	Light Loss Factor	Wattage	Efficiency	Distribution
	OP1	2	Lithonia Lighting	DSX0 LED P7 40K T4M MVOLT	DSX0 LED P7 40K T4M MVOLT	LED	1	DSX0_LED_P7_40K_T4M_MVOLT.ies	17969	1	0.9	166	100%	TYPE IV, SHORT, BUG RATING: B3 - U0 - G3

Statistics

Description	Symbol	Avg	Max	Min	Max/Min	Avg/Min
Calc Zone #1	+	1.0 fc	4.0 fc	0.0 fc	N/A	N/A

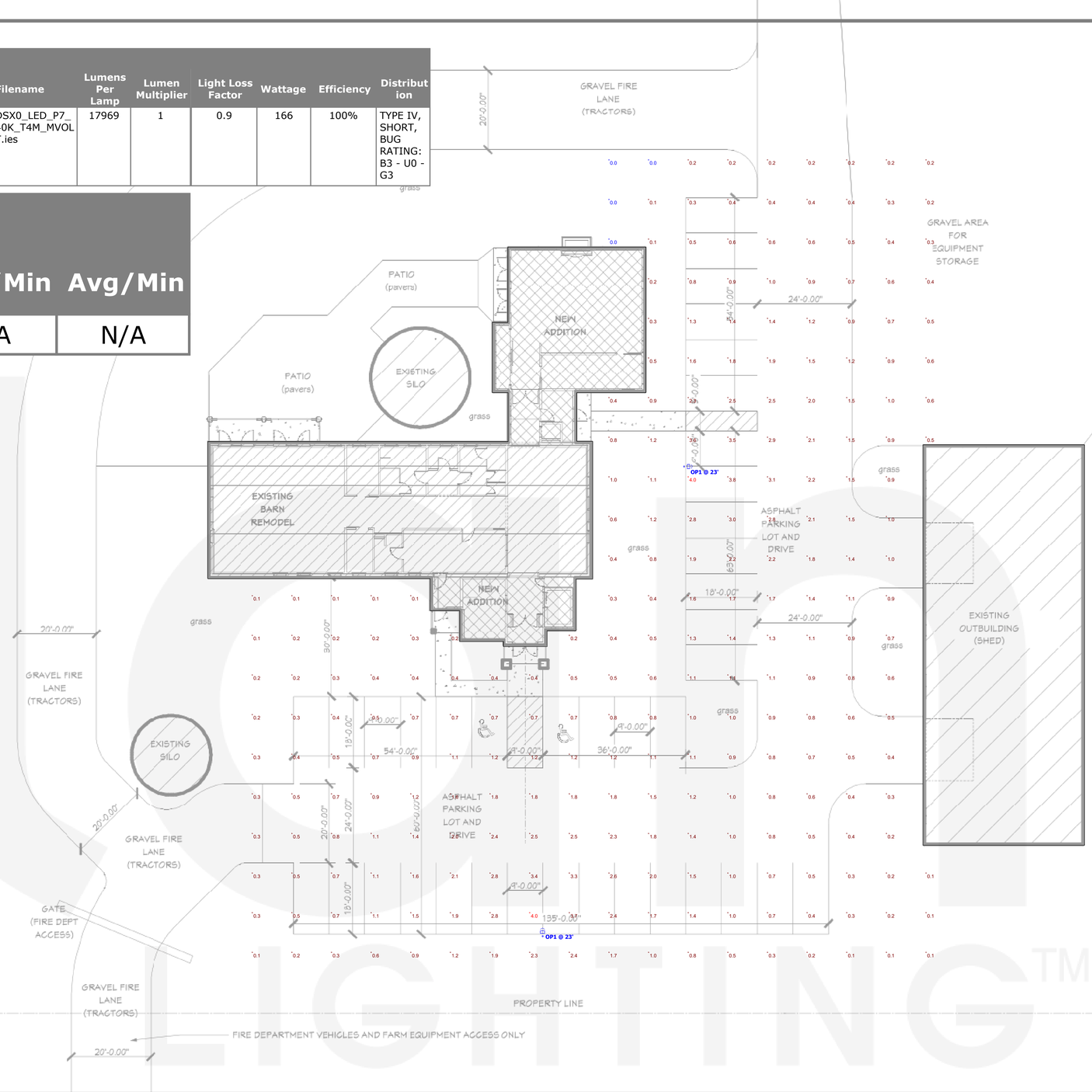

NORTH

1 Site Plan

SCALE: 1" = 20'-0"

Plan View
Scale - 1" = 14ft

elan LIGHTING
Your Trusted Source for Innovative Lighting Solutions
Milwaukee Main Office
10850 W. Potter Rd.
New Berlin, WI 53151
Phone: 262-785-0144
Fax: 262-785-0155

FOUR WINDS FARM LOT

E101

Designer

Date
9/19/2019
Scale
Not to Scale
Drawing No.

Summary



T2

project #: 18016
date: 10/09/2019
drawn by: jm

#	description	date
1	19-1-11 ADDENDUM #1	

Mary Ann McKenzie - Four Winds Farm for
Barn Remodel/ Addition
1913 S. Fish Hatchery Rd
Fitchburg, WI 53575

Bouril Design Studio, LLC
6425 Odana Rd, Madison., Wisconsin 53719
608-833-3400 www.bourildesign.com

CONSTRUCTION DRAWINGS

The design represented by these drawings is the sole property of Bouril Design Studio, LLC. These drawings, regardless of media or format, may not be copied or reproduced without the written consent of Bouril Design Studio, LLC., of Madison, Wisconsin.

The design represented by these drawings is the sole property of Bouri Design Studio, LLC. These drawings, regardless of media or format, may not be copied or reproduced without the written consent of Bouri Design Studio, LLC., of Madison, Wisconsin.

CONSTRUCTION DRAWINGS

Bouri Design Studio, LLC
6425 Odana Rd, Madison, Wisconsin 53719
608-833-3400 www.bouridesign.com

Mary Ann McKenzie - Four Winds Farm for
Barn Remodel/ Addition
1913 S. Fish Hatchery Rd
Fitchburg, WI 53575

revision index

#	date	reference
1	10/17/19	ADDENDUM #1

project #: 19016
date: 10/03/2019
drawn by: jim

T3



T4

project #: 19016
date: 10/09/2019
drawn by: jm

3	10/09/19	ADDENDUM #1
1	10/15/19	ADDENDUM #2

Mary Ann McKenzie - Four Winds Farm for
Barn Remodel/ Addition
1913 S. Fish Hatchery Rd
Fitchburg, WI 53575

Bouril Design Studio, LLC
6425 Odana Rd, Madison., Wisconsin 53719
608-833-3400 www.bourildesign.com

CONSTRUCTION DRAWINGS

The design represented by these drawings is the sole property of Bouril Design Studio, LLC. These drawings, regardless of media or format, may not be copied or reproduced without the written consent of Bouril Design Studio, LLC., of Madison, Wisconsin.

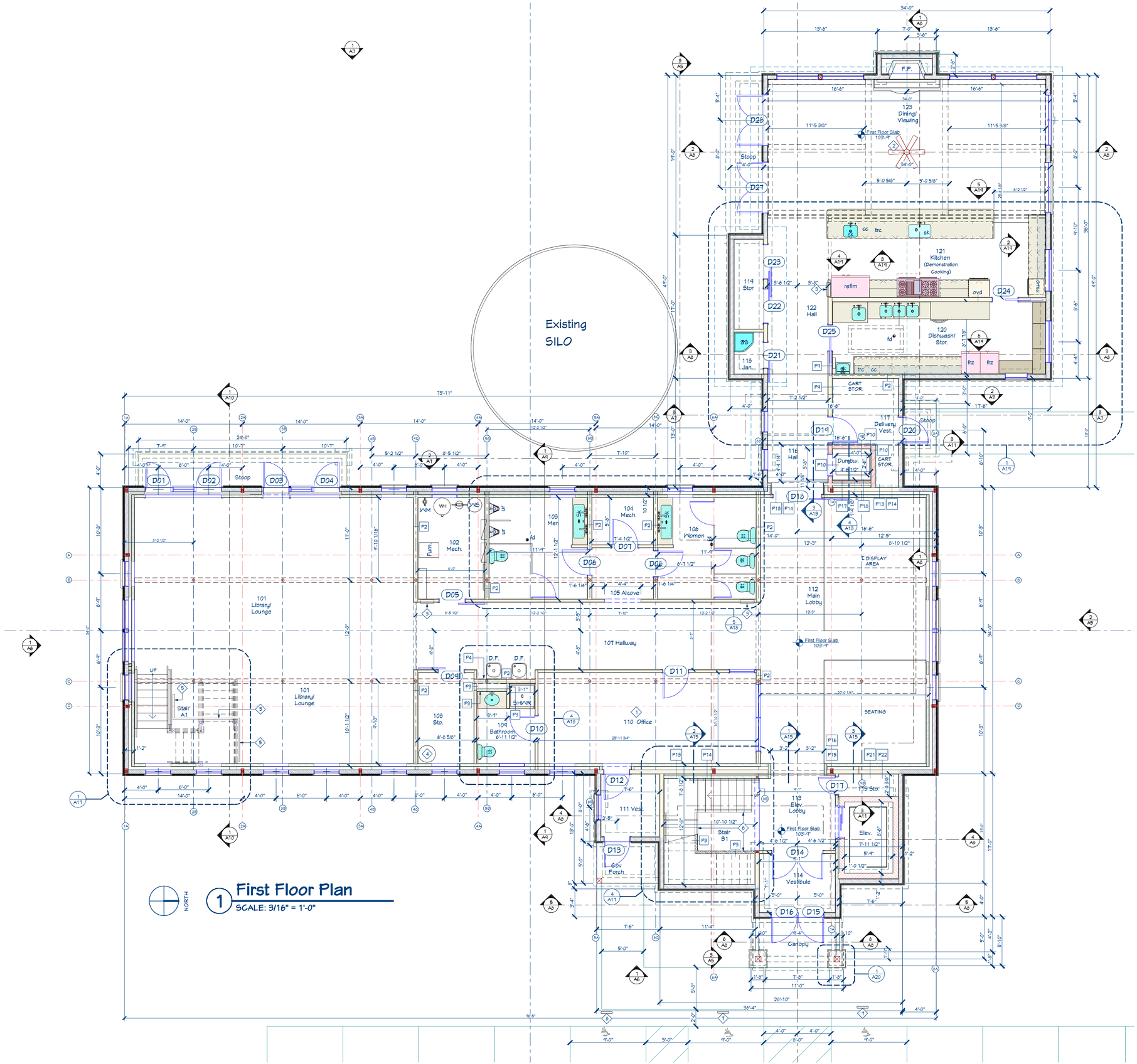

1 First Floor Plan

SCALE: 3/16" = 1'-0"

Keynotes - First Floor Plan

1. (2) Quad outlets in Office floor. coordinate location w/ owner
2. Ceiling fan between ceiling beams centered on flat ceiling.
3. Fire extinguisher, OFCI, in semi-recessed fire extinguisher cabinet, CFCI
4. Sump pit and dual pump
5. 28" high, 1.9" DIA pipe rail w/ fittings to be located to where head clearance is at 80" due to stair. See sections. Vertical supports @ 48" oc max.
6. Bottom of Stairs are closed off at Stair edge w/ walls below
7. Van accessible parking sign
8. Accessible parking sign

Heated Living Area Summary

First floor remodeled finished area	3,278 sq ft
First floor new kitchen finished area	1,222 sq ft
First Floor new entry finished area	0,365 sq ft
Second floor existing (remodeled) finished area	2,422 sq ft
second floor existing (remodeled) overlook area	0,356 sq ft
Second floor new finished area (stair/ elevator)	0,365 sq ft
total heated interior living area	*8,508 sq ft*

Ancillary + Deck Areas

Second floor balcony area	0,126 sq ft
First floor exterior covered porches	0,057 sq ft
total ancillary area	*0,183 sq ft*
gross area heated living+ ancillary & deck	*8,641 sq ft*

The design represented by these drawings is the sole property of Bouri Design Studio, LLC. These drawings, regardless of media or format, may not be copied or reproduced without the written consent of Bouri Design Studio, LLC., of Madison, Wisconsin.

CONSTRUCTION DRAWINGS

Bouri Design Studio, LLC
6420 Odana Rd, Madison, Wisconsin 53719
608-833-3400 www.bouridesign.com

Mary Ann McKenzie - Four Winds Farm for
Barn Remodel/ Addition
1913 S. Fish Hatchery Rd
Fitchburg, WI 53575

revision index

#	date	reference
1	10/17/19	ADDENDUM #1

project #: 19016
date: 10/03/2019
drawn by: jim

A1

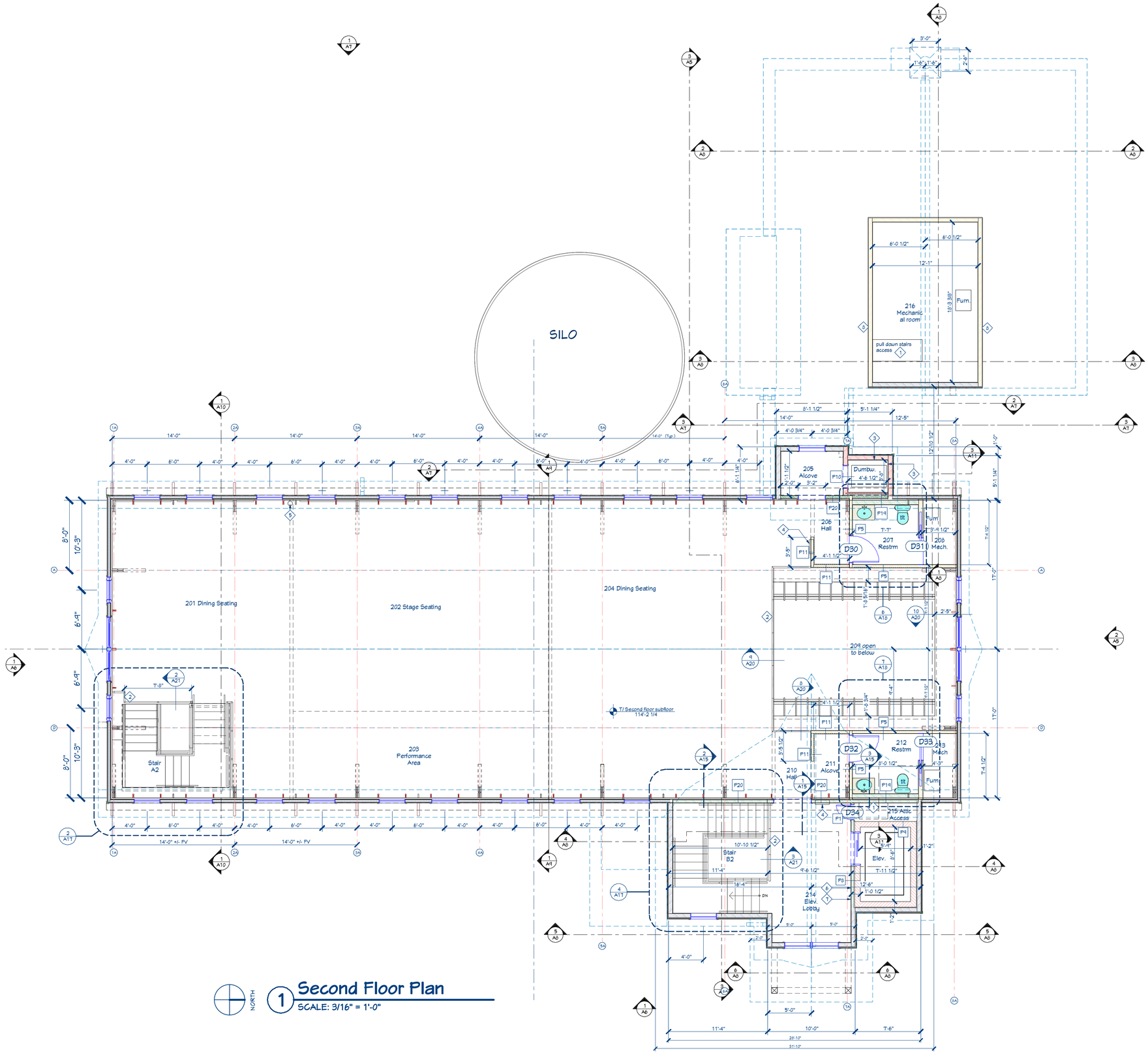

NORTH

1 Second Floor Plan

SCALE: 3/16" = 1'-0"

Keynotes - Second Floor Plan

1. Attic access hatch w/ pull down ladder
2. Aluminum guardrails: Pipe rails w/ structural pipe fittings with cable rail infill, 42" AFF.
3. 5/8" GWB, type C on inside of dumbwaiter exterior wall. (matches GWB below)
4. Fire extinguisher, GFCI, in semi-recessed fire extinguisher cabinet, GFCI
5. Wall mounted fire extinguisher, GFCI.
6. Provide directional signage indicating the location of all other means of egress (Stair A & B and elevator) and which of those are accessible (Stair A & B, and elevator)
7. Two way communication station
8. 24" X 36" Insulated attic access hatch in wall

Heated Living Area Summary

First floor remodeled barn finished area	3,340 sq ft
First floor new kitchen finished area	1,422 sq ft
First Floor new entry finished area	0,481 sq ft
Second floor existing (remodeled barn) finished area	3,431 sq ft
second floor existing (remodeled) overlook area	0,356 sq ft
Second floor new finished area (stair/ elevator)	0,432 sq ft
total heated interior living area	*8,847 sq ft*

Ancillary + Deck Areas

Second floor balcony area	0,171 sq ft
First floor exterior covered porches	0,061 sq ft
total ancillary area	*0,232 sq ft*
gross area heated living+ ancillary & deck	*9,129 sq ft*

The design represented by these drawings is the sole property of Bouri Design Studio, LLC. These drawings, regardless of media or format, may not be copied or reproduced without the written consent of Bouri Design Studio, LLC., of Madison, Wisconsin.

CONSTRUCTION DRAWINGS

Bouri Design Studio, LLC
6425 Odana Rd, Madison, Wisconsin 53719
608-833-3499 www.bouridesign.com

Mary Ann McKenzie - Four Winds Farm for Barn Remodel/ Addition
1913 S. Fish Hatchery Rd
Fitchburg, WI 53575

revision index		
#	date	reference
1	10/17/19	ADDENDUM #1

project #: 19016
date: 10/03/2019
drawn by: jlm

A2

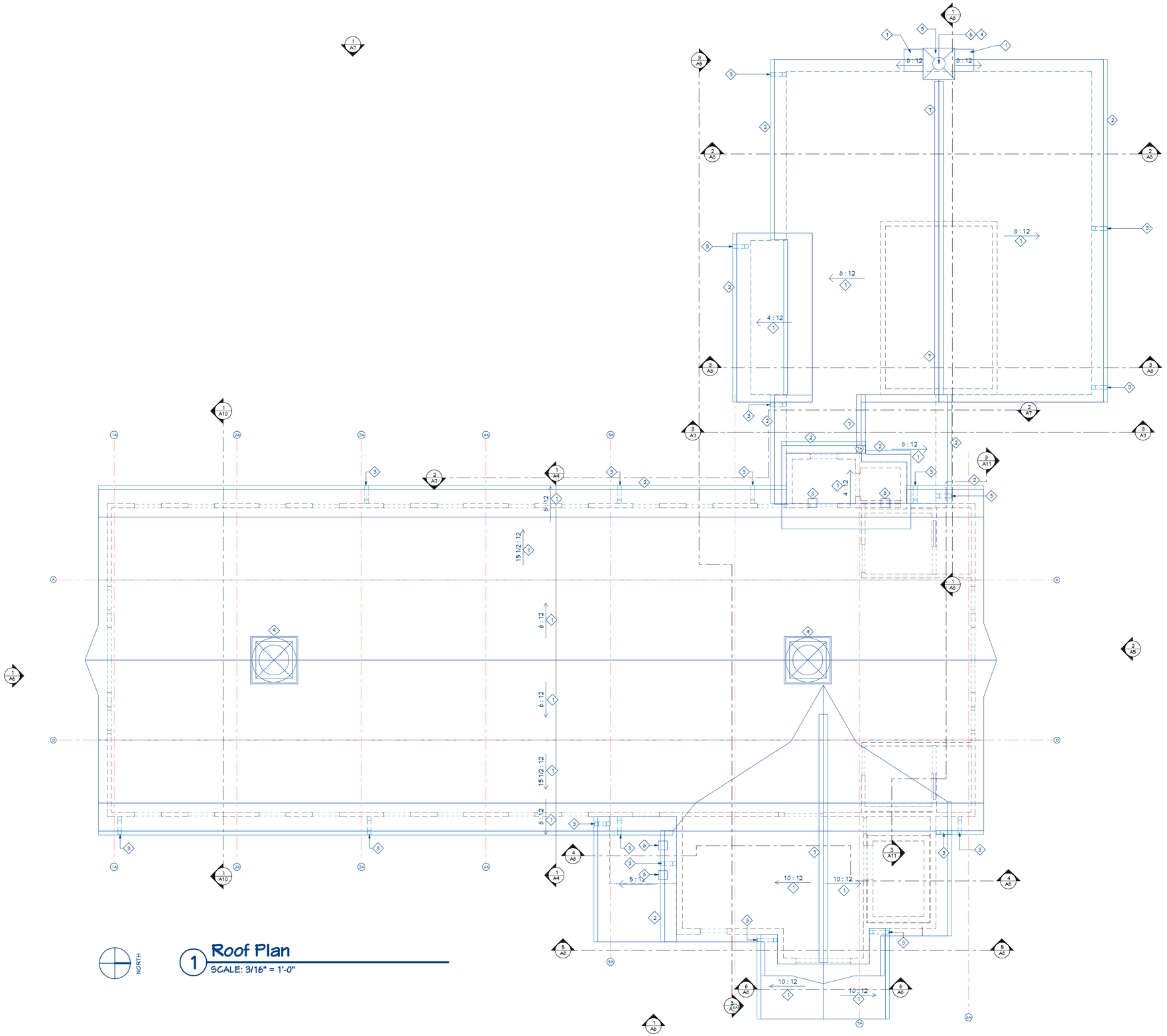

1 Roof Plan

SCALE: 3/16" = 1'-0"

Keynotes - Roof Plan

1	Prefinished metal roof over self adhered waterproof membrane.
2	Prefinished metal Gutter (half round profile) min. of 6 1/2" wide x 3 1/4"deep
3	Prefinished metal downspout and leaderr
4	Chimney penetration & flashing
5	Prefinished metal chimney cap
6	Fireplace roof termination/ Vent
7	Prefinished metal roof ridge vent
8	Prefinished metal pod vents
9	New or refurbished roof cupolas to match existing. Modify as required for new HVAC system

The design represented by these drawings is the sole property of Bouril Design Studio, LLC. These drawings, regardless of media or format, may not be copied or reproduced without the written consent of Bouril Design Studio, LLC., of Madison, Wisconsin.

CONSTRUCTION DRAWINGS

Bouril Design Studio, LLC
6425 Odana Rd, Madison, Wisconsin 53719
608-833-3400 www.bourildesign.com

Mary Ann McKenzie - Four Winds Farm for Barn Remodel/ Addition
1413 S. Fish Hatchery Rd
Fitchburg, WI 53575

revision index

#	date	reference
1	10/15/19	ADDENDUM #1

project #: 19016
date: 10/03/2019
drawn by: jim

A4

SEE TYPICAL NOTES ON 1/ A6 EXCEPT WHERE NOTE OTHERWISE

3 South Exterior Elevation

SCALE: 3/16" = 1'-0"



SEE TYPICAL NOTES ON 1/ A6 EXCEPT WHERE NOTE OTHERWISE

1 North Exterior Elevation

SCALE: 3/16" = 1'-0"

General Notes - Exterior Elevations

1. Typical exterior materials are noted on East Elevation only. Only unique materials are noted on other Exterior Elevations.

Keynotes - Exterior Elevations

1	Prefinished metal roof
2	1x10 composite fascia
3	1x8 composite shadow board
4	Prefinished metal over 1x6 wood frieze
5	Prefinished metal gutter
6	Prefinished metal downspout
7	Thin veneer stone
8	Cut stone cap
9	Cut stone sill
10	Prefinished vertical metal siding
11	Prefinished horizontal metal siding
12	Prefinished metal corner trim
13	1x 2 1/4" composite window trim
14	1x2 1/4" composite door trim
15	1x composite deck or porch post trim wrap
16	Omit, not used
17	Omit, not used
18	Omit, not used
19	Omit, not used
20	Timber column
21	Timber truss
22	Existing silo (concrete and steel compression rods)
23	Omit, not used
24	Cedar Brackets, see details
25	Metal Cupolas, see roof plan notes
26	Double Fixed Barn doors on metal track 4'x5'

The design represented by these drawings is the sole property of Bouri Design Studio, LLC. These drawings, regardless of media or format, may not be copied or reproduced without the written consent of Bouri Design Studio, LLC., of Madison, Wisconsin.

CONSTRUCTION DRAWINGS

Bouri Design Studio, LLC
6425 Odana Rd, Madison, Wisconsin 53719
608-833-3400 www.bouridesign.com

Mary Ann McKenzie - Four Winds Farm for
Barn Remodel/ Addition
1913 S. Fish Hatchery Rd
Fitchburg, WI 53575

revision index

#	date	reference
1	10/11/19	ADDENDUM #1

project #: 19016
date: 10/03/2019
drawn by: jim

A5



SEE TYPICAL NOTES ON 1/ A6 EXCEPT WHERE NOTE OTHERWISE

2 South Exterior Elevation

SCALE: 3/16" = 1'-0"



1 East Exterior Elevation

SCALE: 3/16" = 1'-0"

General Notes - Exterior Elevations

1. Typical exterior materials are noted on East Elevation only. Only unique materials are noted on other Exterior Elevations.

Keynotes - Exterior Elevations

1	Prefinished metal roof
2	1x10 composite fascia
3	1x6 composite shadow board
4	Prefinished metal over 1x6 wood frieze
5	Prefinished metal gutter
6	Prefinished metal downspout
7	Thin veneer stone
8	Cut stone cap
9	Cut stone sill
10	Prefinished vertical metal siding
11	Prefinished horizontal metal siding
12	Prefinished metal corner trim
13	1x 2 1/4" composite window trim
14	1x2 1/4" composite door trim
15	1x composite deck or porch post trim wrap
16	Omit, not used
17	Omit, not used
18	Omit, not used
19	Omit, not used
20	Timber column
21	Timber truss
22	Existing silo (concrete and steel compression rods)
23	Omit, not used
24	Cedar Brackets, see details
25	Metal Cupolas, see roof plan notes
26	Double Fixed Barn doors on metal track 4'x5'

The design represented by these drawings is the sole property of Bouri Design Studio, LLC. These drawings, regardless of media or format, may not be copied or reproduced without the written consent of Bouri Design Studio, LLC., of Madison, Wisconsin.

CONSTRUCTION DRAWINGS

Bouri Design Studio, LLC
6420 Odana Rd, Madison, Wisconsin 53719
608-833-3400 www.bouridesign.com

Mary Ann McKenzie - Four Winds Farm for Barn Remodel/ Addition
1413 S. Fish Hatchery Rd
Fitchburg, WI 53575

revision index		
#	date	reference
1	10/15/14	ADDENDUM #1

project #: 14016
date: 10/03/2014
drawn by: jim

A6

2 Partial West Exterior Elevation

SCALE: 3/16" = 1'-0"

SEE TYPICAL NOTES ON 1/ A6 EXCEPT WHERE NOTE OTHERWISE

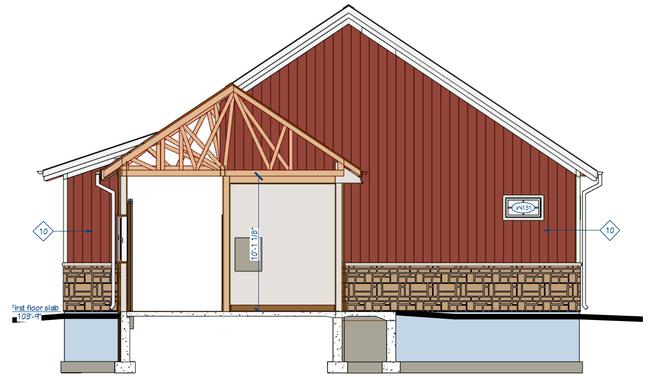

3 Partial East Exterior Elevation

SCALE: 3/16" = 1'-0"

SEE TYPICAL NOTES ON 1/ A6 EXCEPT WHERE NOTE OTHERWISE

General Notes - Exterior Elevations

1. Typical exterior materials are noted on East Elevation only. Only unique materials are noted on other Exterior Elevations.

Keynotes - Exterior Elevations

1	Prefinished metal roof
2	1x10 composite fascia
3	1x6 composite shadow board
4	Prefinished metal over 1x6 wood frieze
5	Prefinished metal gutter
6	Prefinished metal downspout
7	Thin veneer stone
8	Cut stone cap
9	Cut stone sill
10	Prefinished vertical metal siding
11	Prefinished horizontal metal siding
12	Prefinished metal corner trim
13	1x 2 1/4" composite window trim
14	1x2 1/4" composite door trim
15	1x composite deck or porch post trim wrap
16	Omit, not used
17	Omit, not used
18	Omit, not used
19	Omit, not used
20	Timber column
21	Timber truss
22	Existing silo (concrete and steel compression rods)
23	Omit, not used
24	Cedar Brackets, see details
25	Metal Cupolas, see roof plan notes
26	Double Fixed Barn doors on metal track 4'x5'

SEE TYPICAL NOTES ON 1/ A6 EXCEPT WHERE NOTE OTHERWISE

1 West Exterior Elevation

SCALE: 3/16" = 1'-0"

The design represented by these drawings is the sole property of Bouri Design Studio, LLC. These drawings, regardless of media or format, may not be copied or reproduced without the written consent of Bouri Design Studio, LLC., of Madison, Wisconsin.

CONSTRUCTION DRAWINGS

Bouri Design Studio, LLC
6425 Odana Rd, Madison, Wisconsin 53719
608-833-3400 www.bouridesign.com

Mary Ann McKenzie - Four Winds Farm for Barn Remodel/ Addition
1913 S. Fish Hatchery Rd
Fitchburg, WI 53575

revision index

#	date	reference
1	10/17/14	ADDENDUM #1

project #: 14016
date: 10/03/2014
drawn by: jim

A7

1 Building Section
SCALE: 3/16" = 1'-0"

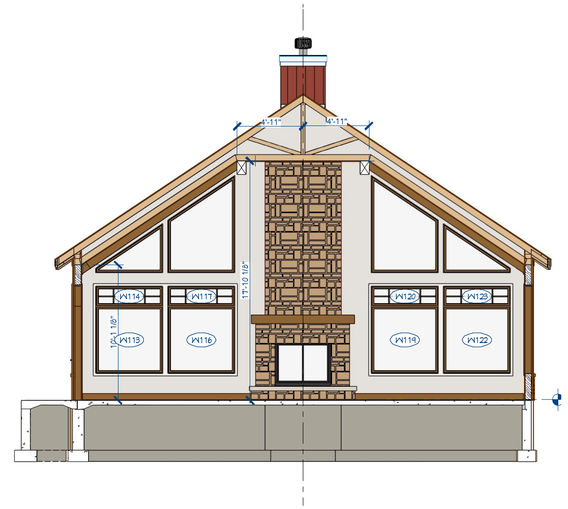

2 Building Section
SCALE: 3/16" = 1'-0"

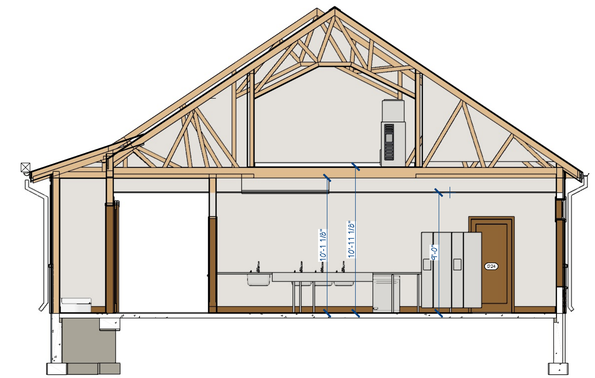

3 Building Section
SCALE: 3/16" = 1'-0"

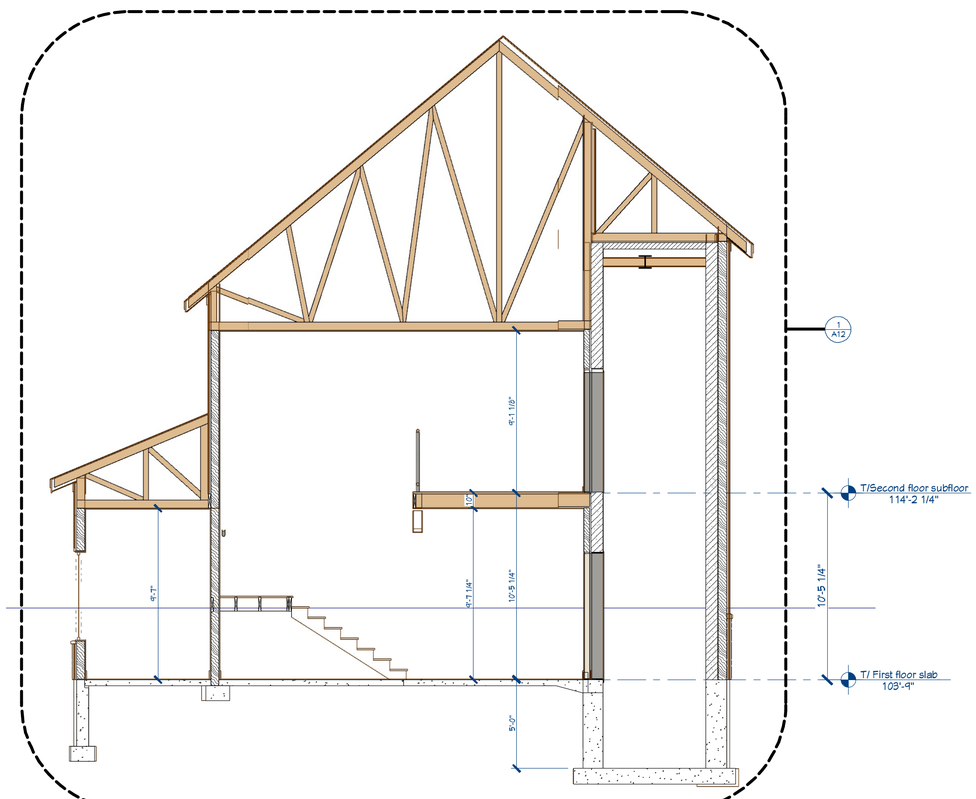

4 Building Section
SCALE: 3/16" = 1'-0"

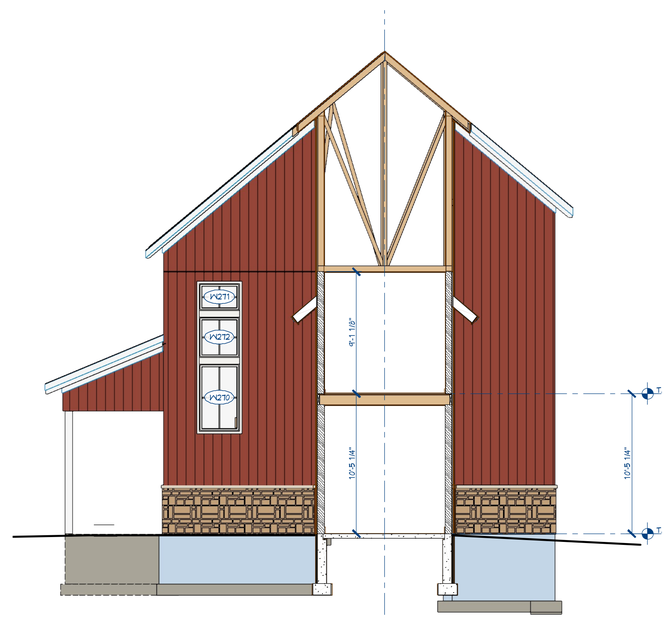

5 Building Section
SCALE: 3/16" = 1'-0"

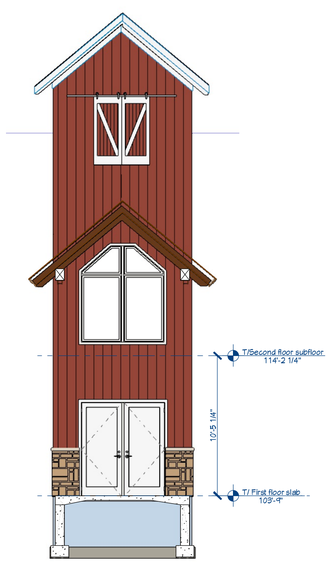

6 Building Section
SCALE: 3/16" = 1'-0"

The design represented by these drawings is the sole property of Bouri Design Studio, LLC. These drawings, regardless of media or format, may not be copied or reproduced without the written consent of Bouri Design Studio, LLC., of Madison, Wisconsin.

CONSTRUCTION DRAWINGS

Bouri Design Studio, LLC
6425 Odana Rd, Madison, Wisconsin 53719
608-833-3400 www.bouridesign.com

Mary Ann McKenzie - Four Winds Farm for
Barn Remodel/ Addition
1913 S. Fish Hatchery Rd
Fitchburg, WI 53575

revision index

#	date	reference
1	10/13/19	ADDENDUM #1

project #: 19016
date: 10/03/2019
drawn by: jim

A8

D-Series Size 0
LED Area Luminaire

Catalog Number: Four Winds Farm
Site light fixture - Parking lot

Notes

Type

Hit the Tab key or mouse over the page to see all interactive elements

Specifications

EPA:	0.95 ft² (.09 m²)
Length:	26" (66.0 cm)
Width:	13" (33.0 cm)
Height$_1$:	3" (7.62 cm)
Height$_2$:	7" (17.8 cm)
Weight (max):	16 lbs (7.25 kg)

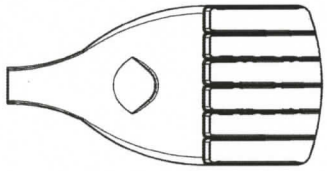

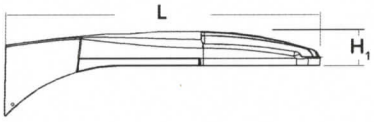

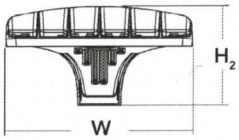

Introduction

The modern styling of the D-Series is striking yet unobtrusive - making a bold, progressive statement even as it blends seamlessly with its environment. The D-Series distills the benefits of the latest in LED technology into a high performance, high efficacy, long-life luminaire. The outstanding photometric performance results in sites with excellent uniformity, greater pole spacing and lower power density. It is ideal for replacing up to 400W metal halide with typical energy savings of 70% and expected service life of over 100,000 hours.

A+ Capable options indicated by this color background.

Ordering Information

EXAMPLE: DSX0 LED P6 40K T3M MVOLT SPA NLTAIR2 PIRHN DDBXD

DSX0 LED

Series	LEDs	Color temperature	Distribution	Voltage	Mounting
DSX0 LED	**Forward optics** P1 P4 P7 P2 P5 P3 P6 **Rotated optics** P10[1] P12[1] P11[1] P13[1]	30K 3000 K 40K 4000 K 50K 5000 K	T1S Type I short T2S Type II short T2M Type II medium T3S Type III short T3M Type III medium T4M Type IV medium TFTM Forward throw medium T5VS Type V very short T5S Type V short T5M Type V medium T5W Type V wide BLC Backlight control[2] LCCO Left corner cutoff[2] RCCO Right corner cutoff[2]	MVOLT[3,4] 120[4] 208[4] 240[4] 277[4] 347[4,5] 480[4,5]	**Shipped included** SPA Square pole mounting RPA Round pole mounting WBA Wall bracket SPUMBA Square pole universal mounting adaptor[6] RPUMBA Round pole universal mounting adaptor[6] **Shipped separately** KMA8 DDBXD U Mast arm mounting bracket adaptor (specify finish)[7]

Control options		Other options	Finish (required)
Shipped installed NLTAIR2 nLight AIR generation 2 enabled[8,9] PIRHN Network, high/low motion/ambient sensor[10] PER NEMA twist-lock receptacle only (control ordered separate)[11] PER5 Five-pin receptacle only (control ordered separate)[11,12] PER7 Seven-pin receptacle only (leads exit fixture) (control ordered separate)[11,12] DMG 0-10V dimming extend out back of housing for external control (control ordered separate)[13] PIR High/low, motion/ambient sensor, 8-15' mounting height, ambient sensor enabled at 5fc[14,15] PIRH High/low, motion/ambient sensor, 15-30' mounting height, ambient sensor enabled at 5fc[14,15] PIR1FC3V High/low, motion/ambient sensor, 8-15' mounting height, ambient sensor enabled at 1fc[14,15] PIRH1FC3V High/low, motion/ambient sensor, 15-30' mounting height, ambient sensor enabled at 1fc[14,15] FAO Field adjustable output[16]		**Shipped installed** HS House-side shield[17] SF Single fuse (120, 277, 347V)[4] DF Double fuse (208, 240, 480V)[4] L90 Left rotated optics[1] R90 Right rotated optics[1] DDL Diffused drop lens[17] **Shipped separately** BS Bird spikes[18] EGS External glare shield[18]	DDBXD Dark bronze DBLXD Black DNAXD Natural aluminum DWHXD White DDBTXD Textured dark bronze DBLBXD Textured black DNATXD Textured natural aluminum DWHGXD Textured white

© 2011-2019 Acuity Brands Lighting, Inc. All rights reserved.

Ordering Information

Accessories

Ordered and shipped separately.

DLL127F 1.5 JU	Photocell - SSL twist-lock (120-277V) [19]
DLL347F 1.5 CUL JU	Photocell - SSL twist-lock (347V) [19]
DLL480F 1.5 CUL JU	Photocell - SSL twist-lock (480V) [19]
DSHORT SBK U	Shorting cap [19]
DSX0HS 20C U	House-side shield for P1,P2,P3 and P4 [17]
DSX0HS 30C U	House-side shield for P10,P11,P12 and P13 [17]
DSX0HS 40C U	House-side shield for P5,P6 and P7 [17]
DSX0DDL U	Diffused drop lens (polycarbonate) [17]
PUMBA DDBXD U*	Square and round pole universal mounting bracket adaptor (specify finish) [20]
KMA8 DDBXD U	Mast arm mounting bracket adaptor (specify finish) [6]

*For more control options, visit **DTL** and **ROAM** online. Link to **nLight Air 2***

NOTES
1 P10, P11, P12 and P13 and rotated options (L90 or R90) only available together.
2 Not available with HS or DDL.
3 MVOLT driver operates on any line voltage from 120-277V (50/60 Hz).
4 Single fuse (SF) requires 120V, 277V or 347V. Double fuse (DF) requires 208V, 240V or 480V.
5 Not available with BL30, BL50 or PNMT options.
6 Universal mounting brackets intended for retrofit on existing pre-drilled poles only. 1.5 G vibration load rating per ANCI C136.31.
7 Must order fixture with SPA mounting. Must be ordered as a separate accessory; see Accessories information. For use with 2-3/8" mast arm (not included).
8 Must be ordered with PIRHN.
9 Sensor cover available only in dark bronze, black, white and natural aluminum colors.
10 Must be ordered with NLTAIR2. For more information on nLight Air 2 visit this link
11 Photocell ordered and shipped as a separate line item from Acuity Brands Controls. See accessories. Shorting Cap included.
12 If ROAM® node required, it must be ordered and shipped as a separate line item from Acuity Brands Controls. Shorting Cap included.
13 DMG not available with PIRHN, PER5, PER7, PIR, PIRH, PIR1FC3V or PIRH1FC3V.
14 Reference Motion Sensor table on page 3.
15 Reference PER Table on page 3 to see functionality.
16 Not available with other dimming controls options.
17 Not available with BLC, LCCO and RCCO distribution.
18 Must be ordered with fixture for factory pre-drilling.
19 Requires luminaire to be specified with PER, PER5 or PER7 option. See PER Table on page 3.
20 For retrofit use only.

EGS – External Glare Shield



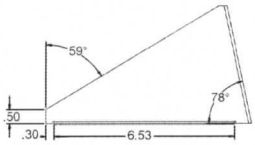



Drilling

HANDHOLE ORIENTATION
(from top of pole)

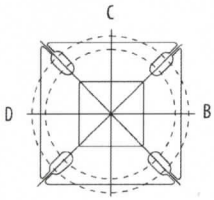

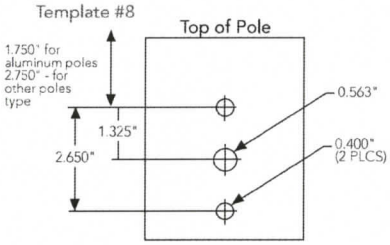

Tenon Mounting Slipfitter

Tenon O.D.	Single Unit	2 at 180°	2 at 90°	3 at 120°	3 at 90°	4 at 90°
2-3/8"	AST20-190	AST20-280	AST20-290	AST20-320	AST20-390	AST20-490
2-7/8"	AST25-190	AST25-280	AST25-290	AST25-320	AST25-390	AST25-490
4"	AST35-190	AST35-280	AST35-290	AST35-320	AST35-390	AST35-490

Mounting Option	**Drilling Template**	**Single**	**2 @ 180**	**2 @ 90**	**3 @ 90**	**3 @ 120**	**4 @ 90**
Head Location		Side B	Side B & D	Side B & C	Side B, C & D	Round Pole Only	Side A, B, C & D
Drill Nomenclature	#8	DM19AS	DM28AS	DM29AS	DM39AS	DM32AS	DM49AS
		Minimum Acceptable Outside Pole Dimension					
SPA	#8	2-7/8"	2-7/8"	3.5"	3.5"		3.5"
RPA	#8	2-7/8"	2-7/8"	3.5"	3.5"	3"	3.5"
SPUMBA	#5	2-7/8"	3"	4"	4"		4"
RPUMBA	#5	2-7/8"	3.5"	5"	5"	3.5"	5"

© 2011-2019 Acuity Brands Lighting, Inc. All rights reserved.

Photometric Diagrams

To see complete photometric reports or download .ies files for this product, visit Lithonia Lighting's D-Series Area Size 0 homepage.

Isofootcandle plots for the DSX0 LED 40C 1000 40K. Distances are in units of mounting height (20').

LEGEND

- 0.1 fc
- 0.5 fc
- 1.0 fc

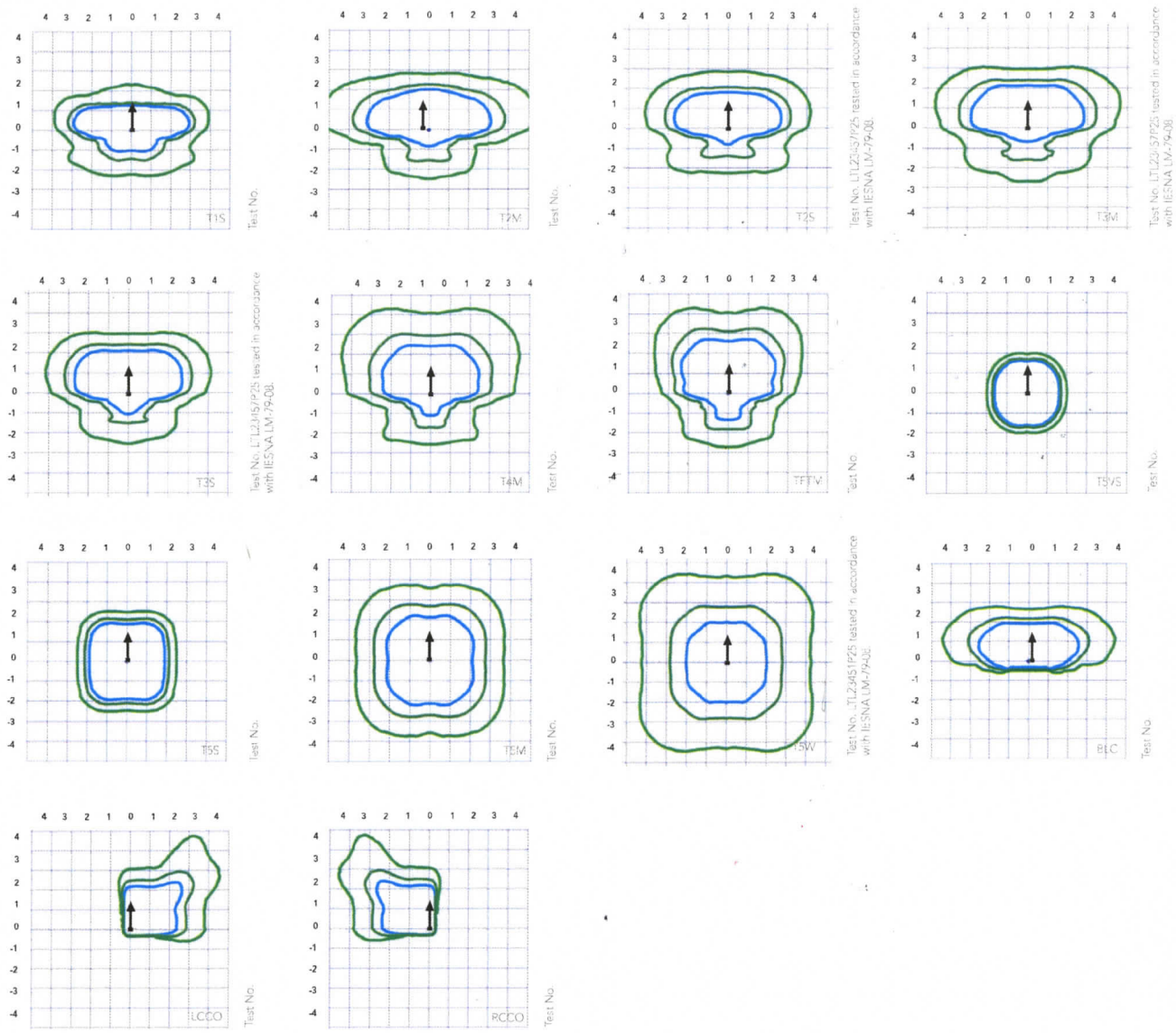

© 2011-2019 Acuity Brands Lighting, Inc. All rights reserved.

Lumen Ambient Temperature (LAT) Multipliers

Use these factors to determine relative lumen output for average ambient temperatures from 0-40°C (32-104°F).

Ambient		Lumen Multiplier
0°C	32°F	1.04
5°C	41°F	1.04
10°C	50°F	1.03
15°C	50°F	1.02
20°C	68°F	1.01
25°C	**77°C**	**1.00**
30°C	86°F	0.99
35°C	95°F	0.98
40°C	104°F	0.97

Projected LED Lumen Maintenance

Data references the extrapolated performance projections for the platforms noted in a **25°C ambient**, based on 10,000 hours of LED testing (tested per IESNA LM-80-08 and projected per IESNA TM-21-11).

To calculate LLF, use the lumen maintenance factor that corresponds to the desired number of operating hours below. For other lumen maintenance values, contact factory.

Operating Hours	Lumen Maintenance Factor
25,000	0.96
50,000	0.92
100,000	0.85

Motion Sensor Default Settings						
Option	Dimmed State	High Level (when triggered)	Phototcell Operation	Dwell Time	Ramp-up Time	Ramp-down Time
PIR or PIRH	3V (37%) Output	10V (100%) Output	Enabled @ 5FC	5 min	3 sec	5 min
*PIR1FC3V or PIRH1FC3V	3V (37%) Output	10V (100%) Output	Enabled @ 1FC	5 min	3 sec	5 min
*for use with separate Dusk to Dawn or timer.						

Electrical Load

					Current (A)					
	Performance Package	LED Count	Drive Current	Wattage	120	208	240	277	347	480
Forward Optics (Non-Rotated)	P1	20	530	38	0.32	0.18	0.15	0.15	0.10	0.08
	P2	20	700	49	0.41	0.23	0.20	0.19	0.14	0.11
	P3	20	1050	71	0.60	0.37	0.32	0.27	0.21	0.15
	P4	20	1400	92	0.77	0.45	0.39	0.35	0.28	0.20
	P5	40	700	89	0.74	0.43	0.38	0.34	0.26	0.20
	P6	40	1050	134	1.13	0.65	0.55	0.48	0.39	0.29
	P7	40	1300	166	1.38	0.80	0.69	0.60	0.50	0.37
Rotated Optics (Requires L90 or R90)	P10	30	530	53	0.45	0.26	0.23	0.21	0.16	0.12
	P11	30	700	72	0.60	0.35	0.30	0.27	0.20	0.16
	P12	30	1050	104	0.88	0.50	0.44	0.39	0.31	0.23
	P13	30	1300	128	1.08	0.62	0.54	0.48	0.37	0.27

Controls Options

Nomenclature	Descripton	Functionality	Primary control device	Notes
FAO	Field adjustable output device installed inside the lumiaire; wired to the driver dimming leads.	Allows the lumiaire to be manually dimmed, effectively trimming the light output.	FAO device	Cannot be used with other controls options that need the 0-10V leads
DS	Drivers wired independantly for 50/50 luminaire operation	The luminaire is wired to two separate circuits, allowing for 50/50 operation.	Independently wired drivers	Requires two seperately switched circuits. Consider nLight AIR as a more cost effective alternative.
PER5 or PER7	Twist-lock photocell receptacle	Compatible with standard twist-lock photocells for dusk to dawn operation, or advanced control nodes that provide 0-10V dimming signals.	Twist-lock photocells such as DLL Elite or advanced control nodes such as ROAM.	Pins 4 & 5 to dimming leads on driver, Pins 6 & 7 are capped inside luminaire
PIR or PIRH	Motion sensors with integral photocell. PIR for 8-15' mounting; PIRH for 15-30' mounting	Luminaires dim when no occupancy is detected.	Acuity Controls SBOR	Also available with PIRH1FC3V when the sensor photocell is used for dusk-to-dawn operation.
NLTAIR2 PIRHN	nLight AIR enabled luminaire for motion sensing, photocell and wireless communication.	Motion and ambient light sensing with group response. Scheduled dimming with motion sensor over-ride when wirelessly connected to the nLight Eclypse.	nLight Air rSDGR	nLight AIR sensors can be programmed and commissioned from the ground using the CIAIRity Pro app.

© 2011-2019 Acuity Brands Lighting, Inc. All rights reserved.

Performance Data

Lumen Output

Lumen values are from photometric tests performed in accordance with IESNA LM-79-08. Data is considered to be representative of the configurations shown, within the tolerances allowed by Lighting Facts. Contact factory for performance data on any configurations not shown here.

Forward Optics

Power Package	LED Count	Drive Current	System Watts	Dist. Type	30K (3000 K, 70 CRI)					40K (4000 K, 70 CRI)					50K (5000 K, 70 CRI)				
					Lumens	B	U	G	LPW	Lumens	B	U	G	LPW	Lumens	B	U	G	LPW
P1	20	530	38W	T1S	4,369	1	0	1	115	4,706	1	0	1	124	4,766	1	0	1	125
				T2S	4,364	1	0	1	115	4,701	1	0	1	124	4,761	1	0	1	125
				T2M	4,387	1	0	1	115	4,726	1	0	1	124	4,785	1	0	1	126
				T3S	4,248	1	0	1	112	4,577	1	0	1	120	4,634	1	0	1	122
				T3M	4,376	1	0	1	115	4,714	1	0	1	124	4,774	1	0	1	126
				T4M	4,281	1	0	1	113	4,612	1	0	2	121	4,670	1	0	2	123
				TFTM	4,373	1	0	1	115	4,711	1	0	2	124	4,771	1	0	2	126
				T5VS	4,548	2	0	0	120	4,900	2	0	0	129	4,962	2	0	0	131
				T5S	4,552	2	0	0	120	4,904	2	0	0	129	4,966	2	0	0	131
				T5M	4,541	3	0	1	120	4,891	3	0	1	129	4,953	3	0	1	130
				T5W	4,576	3	0	2	120	4,929	3	0	2	130	4,992	3	0	2	131
				BLC	3,586	1	0	1	94	3,863	1	0	1	102	3,912	1	0	1	103
				LCCO	2,668	1	0	1	70	2,874	1	0	2	76	2,911	1	0	2	77
				RCCO	2,668	1	0	1	70	2,874	1	0	2	76	2,911	1	0	2	77
P2	20	700	49W	T1S	5,570	1	0	1	114	6,001	1	0	1	122	6,077	2	0	2	124
				T2S	5,564	1	0	2	114	5,994	1	0	2	122	6,070	2	0	2	124
				T2M	5,593	1	0	1	114	6,025	1	0	1	123	6,102	1	0	1	125
				T3S	5,417	1	0	2	111	5,835	1	0	2	119	5,909	2	0	2	121
				T3M	5,580	1	0	2	114	6,011	1	0	2	123	6,087	1	0	2	124
				T4M	5,458	1	0	2	111	5,880	1	0	2	120	5,955	1	0	2	122
				TFTM	5,576	1	0	2	114	6,007	1	0	2	123	6,083	1	0	2	124
				T5VS	5,799	2	0	0	118	6,247	2	0	0	127	6,327	2	0	0	129
				T5S	5,804	2	0	0	118	6,252	2	0	0	128	6,332	2	0	1	129
				T5M	5,789	3	0	1	118	6,237	3	0	1	127	6,316	3	0	1	129
				T5W	5,834	3	0	2	119	6,285	3	0	2	128	6,364	3	0	2	130
				BLC	4,572	1	0	1	93	4,925	1	0	1	101	4,987	1	0	1	102
				LCCO	3,402	1	0	2	69	3,665	1	0	2	75	3,711	1	0	2	76
				RCCO	3,402	1	0	2	69	3,665	1	0	2	75	3,711	1	0	2	76
P3	20	1050	71W	T1S	7,833	2	0	2	110	8,438	2	0	2	119	8,545	2	0	2	120
				T2S	7,825	2	0	2	110	8,429	2	0	2	119	8,536	2	0	2	120
				T2M	7,865	2	0	2	111	8,473	2	0	2	119	8,580	2	0	2	121
				T3S	7,617	2	0	2	107	8,205	2	0	2	116	8,309	2	0	2	117
				T3M	7,846	2	0	2	111	8,452	2	0	2	119	8,559	2	0	2	121
				T4M	7,675	2	0	2	108	8,269	2	0	2	116	8,373	2	0	2	118
				TFTM	7,841	2	0	2	110	8,447	2	0	2	119	8,554	2	0	2	120
				T5VS	8,155	3	0	0	115	8,785	3	0	0	124	8,896	3	0	0	125
				T5S	8,162	3	0	1	115	8,792	3	0	1	124	8,904	3	0	1	125
				T5M	8,141	3	0	2	115	8,770	3	0	2	124	8,881	3	0	2	125
				T5W	8,204	3	0	2	116	8,838	4	0	2	124	8,950	4	0	2	126
				BLC	6,429	1	0	2	91	6,926	1	0	2	98	7,013	1	0	2	99
				LCCO	4,784	1	0	2	67	5,153	1	0	2	73	5,218	1	0	2	73
				RCCO	4,784	1	0	2	67	5,153	1	0	2	73	5,218	1	0	2	73
P4	20	1400	92W	T1S	9,791	2	0	2	106	10,547	2	0	2	115	10,681	2	0	2	116
				T2S	9,780	2	0	2	106	10,536	2	0	2	115	10,669	2	0	2	116
				T2M	9,831	2	0	2	107	10,590	2	0	2	115	10,724	2	0	2	117
				T3S	9,521	2	0	2	103	10,256	2	0	2	111	10,386	2	0	2	113
				T3M	9,807	2	0	2	107	10,565	2	0	2	115	10,698	2	0	2	116
				T4M	9,594	2	0	2	104	10,335	2	0	3	112	10,466	2	0	3	114
				TFTM	9,801	2	0	2	107	10,558	2	0	2	115	10,692	2	0	2	116
				T5VS	10,193	3	0	1	111	10,981	3	0	1	119	11,120	3	0	1	121
				T5S	10,201	3	0	1	111	10,990	3	0	1	119	11,129	3	0	1	121
				T5M	10,176	4	0	2	111	10,962	4	0	2	119	11,101	4	0	2	121
				T5W	10,254	4	0	3	111	11,047	4	0	3	120	11,186	4	0	3	122
				BLC	8,036	1	0	2	87	8,656	1	0	2	94	8,766	1	0	2	95
				LCCO	5,979	1	0	2	65	6,441	1	0	2	70	6,523	1	0	3	71
					5,979	1	0	2	65	6,441	1	0	2	70	6,523	1	0	3	71

© 2011-2019 Acuity Brands Lighting, Inc. All rights reserved.

Performance Data

Lumen Output

Lumen values are from photometric tests performed in accordance with IESNA LM-79-08. Data is considered to be representative of the configurations shown, within the tolerances allowed by Lighting Facts. Contact factory for performance data on any configurations not shown here.

Forward Optics

Power Package	LED Count	Drive Current	System Watts	Dist. Type	30K (3000 K, 70 CRI)					40K (4000 K, 70 CRI)					50K (5000 K, 70 CRI)				
					Lumens	B	U	G	LPW	Lumens	B	U	G	LPW	Lumens	B	U	G	LPW
P5	40	700	89W	T1S	10,831	2	0	2	122	11,668	2	0	2	131	11,816	2	0	2	133
				T2S	10,820	2	0	2	122	11,656	2	0	2	131	11,803	2	0	2	133
				T2M	10,876	2	0	2	122	11,716	2	0	2	132	11,864	2	0	2	133
				T3S	10,532	2	0	2	118	11,346	2	0	2	127	11,490	2	0	2	129
				T3M	10,849	2	0	2	122	11,687	2	0	2	131	11,835	2	0	2	133
				T4M	10,613	2	0	3	119	11,434	2	0	3	128	11,578	2	0	3	130
				TFTM	10,842	2	0	2	122	11,680	2	0	2	131	11,828	2	0	2	133
				T5VS	11,276	3	0	1	127	12,148	3	0	1	136	12,302	3	0	1	138
				T5S	11,286	3	0	1	127	12,158	3	0	1	137	12,312	3	0	1	138
				T5M	11,257	4	0	2	126	12,127	4	0	2	136	12,280	4	0	2	138
				T5W	11,344	4	0	3	127	12,221	4	0	3	137	12,375	4	0	3	139
				BLC	8,890	1	0	2	100	9,576	1	0	2	108	9,698	1	0	2	109
				LCCO	6,615	1	0	3	74	7,126	1	0	3	80	7,216	1	0	3	81
				RCCO	6,615	1	0	3	74	7,126	1	0	3	80	7,216	1	0	3	81
P6	40	1050	134W	T1S	14,805	3	0	3	110	15,949	3	0	3	119	16,151	3	0	3	121
				T2S	14,789	3	0	3	110	15,932	3	0	3	119	16,134	3	0	3	120
				T2M	14,865	3	0	3	111	16,014	3	0	3	120	16,217	3	0	3	121
				T3S	14,396	3	0	3	107	15,509	3	0	3	116	15,705	3	0	3	117
				T3M	14,829	2	0	3	111	15,975	3	0	3	119	16,177	3	0	3	121
				T4M	14,507	2	0	3	108	15,628	3	0	3	117	15,826	3	0	3	118
				TFTM	14,820	2	0	3	111	15,965	3	0	3	119	16,167	3	0	3	121
				T5VS	15,413	4	0	1	115	16,604	4	0	1	124	16,815	4	0	1	125
				T5S	15,426	3	0	1	115	16,618	4	0	1	124	16,828	4	0	1	126
				T5M	15,387	4	0	2	115	16,576	4	0	2	124	16,786	4	0	2	125
				T5W	15,506	4	0	3	116	16,704	4	0	3	125	16,915	4	0	3	126
				BLC	12,151	1	0	2	91	13,090	1	0	2	98	13,255	1	0	2	99
				LCCO	9,041	1	0	3	67	9,740	1	0	3	73	9,863	1	0	3	74
				RCCO	9,041	1	0	3	67	9,740	1	0	3	73	9,863	1	0	3	74
P7	40	1300	166W	T1S	17,023	3	0	3	103	18,338	3	0	3	110	18,570	3	0	3	112
				T2S	17,005	3	0	3	102	18,319	3	0	3	110	18,551	3	0	3	112
				T2M	17,092	3	0	3	103	18,413	3	0	3	111	18,646	3	0	3	112
				T3S	16,553	3	0	3	100	17,832	3	0	3	107	18,058	3	0	3	109
				T3M	17,051	3	0	3	103	18,369	3	0	3	111	18,601	3	0	3	112
				T4M	16,681	3	0	3	100	17,969	3	0	3	108	18,197	3	0	3	110
				TFTM	17,040	3	0	3	103	18,357	3	0	4	111	18,590	3	0	4	112
				T5VS	17,723	4	0	1	107	19,092	4	0	1	115	19,334	4	0	1	116
				T5S	17,737	4	0	2	107	19,108	4	0	2	115	19,349	4	0	2	117
				T5M	17,692	4	0	2	107	19,059	4	0	2	115	19,301	4	0	2	116
				T5W	17,829	5	0	3	107	19,207	5	0	3	116	19,450	5	0	3	117
				BLC	13,971	2	0	2	84	15,051	2	0	2	91	15,241	2	0	2	92
				LCCO	10,396	1	0	3	63	11,199	1	0	3	67	11,341	1	0	3	68
					10,396	1	0	3	63	11,199	1	0	3	67	11,341	1	0	3	68

© 2011-2019 Acuity Brands Lighting, Inc. All rights reserved.

Performance Data

Lumen Output

Lumen values are from photometric tests performed in accordance with IESNA LM-79-08. Data is considered to be representative of the configurations shown, within the tolerances allowed by Lighting Facts. Contact factory for performance data on any configurations not shown here.

Rotated Optics

Power Package	LED Count	Drive Current	System Watts	Dist. Type	30K (3000 K, 70 CRI)					40K (4000 K, 70 CRI)					50K (5000 K, 70 CRI)				
					Lumens	B	U	G	LPW	Lumens	B	U	G	LPW	Lumens	B	U	G	LPW
P10	30	530	53W	T1S	6,727	2	0	2	127	7,247	3	0	3	137	7,339	3	0	3	138
				T2S	6,689	3	0	3	126	7,205	3	0	3	136	7,297	3	0	3	138
				T2M	6,809	3	0	3	128	7,336	3	0	3	138	7,428	3	0	3	140
				T3S	6,585	3	0	3	124	7,094	3	0	3	134	7,183	3	0	3	136
				T3M	6,805	3	0	3	128	7,331	3	0	3	138	7,424	3	0	3	140
				T4M	6,677	3	0	3	126	7,193	3	0	3	136	7,284	3	0	3	137
				TFTM	6,850	3	0	3	129	7,379	3	0	3	139	7,472	3	0	3	141
				T5VS	6,898	3	0	0	130	7,431	3	0	0	140	7,525	3	0	0	142
				T5S	6,840	2	0	1	129	7,368	2	0	1	139	7,461	2	0	1	141
				T5M	6,838	3	0	1	129	7,366	3	0	2	139	7,460	3	0	2	141
				T5W	6,777	3	0	2	128	7,300	3	0	2	138	7,393	3	0	2	139
				BLC	5,626	2	0	2	106	6,060	2	0	2	114	6,137	2	0	2	116
				LCCO	4,018	1	0	2	76	4,328	1	0	2	82	4,383	1	0	2	83
				RCCO	4,013	3	0	3	76	4,323	3	0	3	82	4,377	3	0	3	83
P11	30	700	72W	T1S	8,594	3	0	3	119	9,258	3	0	3	129	9,376	3	0	3	130
				T2S	8,545	3	0	3	119	9,205	3	0	3	128	9,322	3	0	3	129
				T2M	8,699	3	0	3	121	9,371	3	0	3	130	9,490	3	0	3	132
				T3S	8,412	3	0	3	117	9,062	3	0	3	126	9,177	3	0	3	127
				T3M	8,694	3	0	3	121	9,366	3	0	3	130	9,484	3	0	3	132
				T4M	8,530	3	0	3	118	9,189	3	0	3	128	9,305	3	0	3	129
				TFTM	8,750	3	0	3	122	9,427	3	0	3	131	9,546	3	0	3	133
				T5VS	8,812	3	0	0	122	9,493	3	0	0	132	9,613	3	0	0	134
				T5S	8,738	3	0	1	121	9,413	3	0	1	131	9,532	3	0	1	132
				T5M	8,736	3	0	2	121	9,411	3	0	2	131	9,530	3	0	2	132
				T5W	8,657	4	0	2	120	9,326	4	0	2	130	9,444	4	0	2	131
				BLC	7,187	3	0	3	100	7,742	3	0	3	108	7,840	3	0	3	109
				LCCO	5,133	1	0	2	71	5,529	1	0	2	77	5,599	1	0	2	78
				RCCO	5,126	3	0	3	71	5,522	3	0	3	77	5,592	3	0	3	78
P12	30	1050	104W	T1S	12,149	3	0	3	117	13,088	3	0	3	126	13,253	3	0	3	127
				T2S	12,079	4	0	4	116	13,012	4	0	4	125	13,177	4	0	4	127
				T2M	12,297	3	0	3	118	13,247	3	0	3	127	13,415	3	0	3	129
				T3S	11,891	4	0	4	114	12,810	4	0	4	123	12,972	4	0	4	125
				T3M	12,290	3	0	3	118	13,239	4	0	4	127	13,407	4	0	4	129
				T4M	12,058	4	0	4	116	12,990	4	0	4	125	13,154	4	0	4	126
				TFTM	12,369	4	0	4	119	13,325	4	0	4	128	13,494	4	0	4	130
				T5VS	12,456	3	0	1	120	13,419	3	0	1	129	13,589	4	0	1	131
				T5S	12,351	3	0	1	119	13,306	3	0	1	128	13,474	3	0	1	130
				T5M	12,349	4	0	2	119	13,303	4	0	2	128	13,471	4	0	2	130
				T5W	12,238	4	0	3	118	13,183	4	0	3	127	13,350	4	0	3	128
				BLC	10,159	3	0	3	98	10,944	3	0	3	105	11,083	3	0	3	107
				LCCO	7,256	1	0	3	70	7,816	1	0	3	75	7,915	1	0	3	76
				RCCO	7,246	3	0	3	70	7,806	4	0	4	75	7,905	4	0	4	76
P13	30	1300	128W	T1S	14,438	3	0	3	113	15,554	3	0	3	122	15,751	3	0	3	123
				T2S	14,355	4	0	4	112	15,465	4	0	4	121	15,660	4	0	4	122
				T2M	14,614	3	0	3	114	15,744	4	0	4	123	15,943	4	0	4	125
				T3S	14,132	4	0	4	110	15,224	4	0	4	119	15,417	4	0	4	120
				T3M	14,606	4	0	4	114	15,735	4	0	4	123	15,934	4	0	4	124
				T4M	14,330	4	0	4	112	15,438	4	0	4	121	15,633	4	0	4	122
				TFTM	14,701	4	0	4	115	15,836	4	0	4	124	16,037	4	0	4	125
				T5VS	14,804	4	0	1	116	15,948	4	0	1	125	16,150	4	0	1	126
				T5S	14,679	3	0	1	115	15,814	3	0	1	124	16,014	3	0	1	125
				T5M	14,676	4	0	2	115	15,810	4	0	2	124	16,010	4	0	2	125
				T5W	14,544	4	0	3	114	15,668	4	0	3	122	15,866	4	0	3	124
				BLC	7919	3	0	3	62	8531	3	0	3	67	8639	3	0	3	67
				LCCO	5145	1	0	2	40	5543	1	0	2	43	5613	1	0	2	44
					5139	3	0	3	40	5536	3	0	3	43	5606	3	0	3	44

© 2011-2019 Acuity Brands Lighting, Inc. All rights reserved.

A+ Capable Luminaire

This item is an A+ capable luminaire, which has been designed and tested to provide consistent color appearance and system-level interoperability.

- All configurations of this luminaire meet the Acuity Brands' specification for chromatic consistency
- This luminaire is A+ Certified when ordered with DTL® controls marked by a shaded background. DTL DLL equipped luminaires meet the A+ specification for luminaire to photocontrol interoperability[1]
- This luminaire is part of an A+ Certified solution for ROAM® or XPoint™ Wireless control networks, providing out-of-the-box control compatibility with simple commissioning, when ordered with drivers and control options marked by a shaded background[1]

To learn more about A+, visit www.acuitybrands.com/aplus.

1. See ordering tree for details.
2. A+ Certified Solutions for ROAM require the order of one ROAM node per luminaire.
   Sold Separately: Link to Roam; Link to DTL DLL

FEATURES & SPECIFICATIONS

INTENDED USE

The sleek design of the D-Series Size 0 reflects the embedded high performance LED technology. It is ideal for many commercial and municipal applications, such as parking lots, plazas, campuses, and pedestrian areas.

CONSTRUCTION

Single-piece die-cast aluminum housing has integral heat sink fins to optimize thermal management through conductive and convective cooling. Modular design allows for ease of maintenance and future light engine upgrades. The LED driver is mounted in direct contact with the casting to promote low operating temperature and long life. Housing is completely sealed against moisture and environmental contaminants (IP65). Low EPA (0.95 ft^2) for optimized pole wind loading.

FINISH

Exterior parts are protected by a zinc-infused Super Durable TGIC thermoset powder coat finish that provides superior resistance to corrosion and weathering. A tightly controlled multi-stage process ensures a minimum 3 mils thickness for a finish that can withstand extreme climate changes without cracking or peeling. Available in both textured and non-textured finishes.

OPTICS

Precision-molded proprietary acrylic lenses are engineered for superior area lighting distribution, uniformity, and pole spacing. Light engines are available in 3000 K, 4000 K or 5000 K (70 CRI) configurations. The D-Series Size 0 has zero uplight and qualifies as a Nighttime Friendly™ product, meaning it is consistent with the LEED® and Green Globes™ criteria for eliminating wasteful uplight.

ELECTRICAL

Light engine(s) configurations consist of high-efficacy LEDs mounted to metal-core circuit boards to maximize heat dissipation and promote long life (up to L85/100,000 hours at 25°C). Class 1 electronic drivers are designed to have a power factor >90%, THD <20%, and an expected life of 100,000 hours with <1% failure rate. Easily serviceable 10kV surge protection device meets a minimum Category C Low operation (per ANSI/IEEE C62.41.2).

STANDARD CONTROLS

The DSX0 LED area luminaire has a number of control options. Dusk to dawn controls can be utilized via optional NEMA twist-lock photocell receptacles. Integrated motion sensors with on-board photocells feature field-adjustable programing and are suitable for mounting heights up to 30 feet.

nLIGHT AIR CONTROLS

The DSX0 LED area luminaire is also available with nLight® AIR for the ultimate in wireless control. This powerful controls platform provides out-of-the-box basic motion sensing and photocontrol functionality and is suitable for mounting heights up to 40 feet. Once commissioned using a smartphone and the easy-to-use CLAIRITY app, nLight AIR equipped luminaries can be grouped, resulting in motion sensor and photocell group response without the need for additional equipment. Scheduled dimming with motion sensor over-ride can be achieved when used with the nLight Eclypse. Additional information about nLight Air can be found here.

INSTALLATION

Included mounting block and integral arm facilitate quick and easy installation. Stainless steel bolts fasten the mounting block securely to poles and walls, enabling the D-Series Size 0 to withstand up to a 3.0 G vibration load rating per ANSI C136.31. The D-Series Size 0 utilizes the AERIS™ series pole drilling pattern (template #8). Optional terminal block and NEMA photocontrol receptacle are also available.

LISTINGS

UL Listed for wet locations. Light engines are IP66 rated; luminaire is IP65 rated. Rated for -40°C minimum ambient. U.S. Patent No. D672,492 S. International patent pending.

DesignLights Consortium® (DLC) Premium qualified product and DLC qualified product. Not all versions of this product may be DLC Premium qualified or DLC qualified. Please check the DLC Qualified Products List at www.designlights.org/QPL to confirm which versions are qualified.

International Dark-Sky Association (IDA) Fixture Seal of Approval (FSA) is available for all products on this page utilizing 3000K color temperature only.

WARRANTY

5-year limited warranty. Complete warranty terms located at:
www.acuitybrands.com/resources/terms-and-conditions

Note: Actual performance may differ as a result of end-user environment and application.
All values are design or typical values, measured under laboratory conditions at 25 °C.
Specifications subject to change without notice.

© 2011-2019 Acuity Brands Lighting, Inc. All rights reserved.